

SEPARATING STORM DEBRIS

Separate storm debris into the SIX CATEGORIES shown here.

PLACE ALL STORM DEBRIS CURBSIDE



NO PICKUP ZONE

Any debris placed from the sidewalk toward your property will **NOT** be picked up.

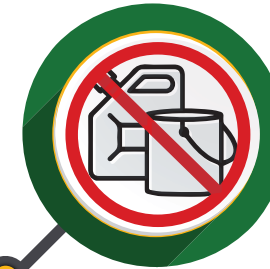
NORMAL HOUSEHOLD TRASH

Normal household waste, recyclables and bagged debris of any kind will **NOT** be collected with storm debris. You should continue to follow your normal garbage removal schedule.



HOUSEHOLD HAZARDOUS WASTE

DO NOT PUT OUT HOUSEHOLD HAZARDOUS WASTE CURBSIDE (PAINT, CLEANERS, PESTICIDES, ETC.)



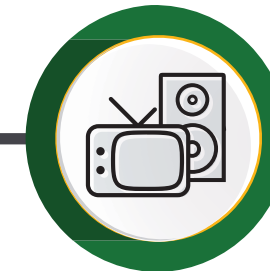
VEGETATIVE DEBRIS (DO NOT PUT IN BAGS)

BRANCHES
LIMBS
LOGS
TREES
OTHER LEAFY MATERIAL



ELECTRONIC WASTE

COMPUTERS
OFFICE
ELECTRONIC EQUIPMENT
TELEVISIONS
ETC.




CONSTRUCTION & DEMOLITION DEBRIS

DRYWALL
FENCING
FIXTURES
FURNISHINGS
GLASS
METAL
ROOFING MATERIALS
TILE
ETC



APPLIANCES & WHITE GOODS

AIR CONDITIONERS
FREEZERS
OVEN
REFRIGERATORS
STOVES
WASHERS
DRYERS
WATER HEATERS
ETC



DO NOT STACK OR LEAN!
Place all trash in an accessible area away from parked cars, fences, fire hydrants, mailboxes, trees, poles, power lines,

DO NOT PLACE BAGGED DEBRIS CURBSIDE
Do not put bagged debris out for pick-up. It cannot be collected. Please note that only loose debris will be collected.