MINUTES
GULF COVE STREET AND DRAINAGE
MUNICIPAL SERVICE BENEFIT UNIT (MSBU)

ADVISORY BOARD REGULAR MEETING
WEDNESDAY, DECEMBER 1, 2021

1:30 pm - 4:26 pm
West County Annex
6868 San Casa Drive, Room 120, Englewood Florida

Members Present:	Richard Van Acker, Vice Chair
	James Wernicke
	Robert Parkinson
Members Absent:	Rebecca Wirth, Chair, sent apologies
County Staff:	Kimberly Kelley, Community Liaison
	Shaun Cullinan, Zoning and Planning Official
	Elizabeth Nocheck, Senior Planner
	Ray Slade, Project Manager
Guests:	Sign-in roster attached

Call to Order / Roll Call:
The meeting was called to order at 1:30 p.m. A roll call was taken, and a quorum was present.

Changes to Agenda/ Motion to Approve Changes:
None

Community Plan: Jeff Nagle, Landscape Architect with Johnson Engineering reviewed the Gulf Cove Community Streetscape Plan power point (attached).
Mr. Van Acker commented that gas tax and/or impact fees should be funding sidewalk projects. Mr. Wernicke questioned how a community plan morphed into a street scape plan and if utility conversion as well as other amenities were taken into consideration. He also provided information on the future Sun Trail; indicating it was said that it could increase the value of property's and would that increase in ad valorem taxes come back into the MSBU for improvements. Mr. Wernicke also inquired if county owned property could be sold, such as undeveloped county owned parks and were the accessibility to them taken into consideration in the community plan. Mr. Parkinson inquired why Jennings Boulevard was not tied into the plan, were environmental impacts and drainage/stormwater taken into consideration also.

Citizen Input on Agenda Items (3 Minute Limit):

- Jeffrey Barron resides on Foresman Boulevard indicating increase in traffic, speeding, no walkability, and supported a sidewalk.
- Kurt Ragnar resides on Foresman Boulevard stated that there is a need for a sidewalk due to speeding and heavy truck usage.
- Richard Peleske pointed out his history of residing on David Boulevard; noting the drastic changes in traffic such as no walkability, increased speeding/traffic concerns, and stated he is in favor of sidewalks and/or speed humps
- Debra Shaw explained that walking her dogs near Gillot Boulevard as she resides on Mitchell Terrace has become dangerous, she inquired on the costs of phase one on the county project status update webpage compared to the streetscape plan provided today.
- Raquel Hawthorne concerned about illegal dumping near her home on Mayfair Avenue and Kennel Street been there for 2 months.
- Bruce Hawthorne stated sidewalks are not needed on secondary streets.

- Gene Caulkins stated he is in favor of traffic calming on Foresman Boulevard. He inquired on the sidewalks, providing citizen awareness and what actions can be taken.
- Gary Fulmer inquired on the damage heavy trucks and pooling water causes the base of the road.
- Susan Matthews inquired on lowering the speed limit on Gillot and David Boulevard to 20 to 25 mph, noted vehicles towing boats and mailboxes hit.
- David McReynolds resides on Foresman Boulevard; he is against a sidewalk however he is in support of other traffic calming measures as three mailboxes near him have been hit. He also inquired on the bridge program.
- Janet Dietz inquired on the ruts in the swales by the county mowing contractor.

Approval of Minutes:
The June 3, 2021 minutes were approved as submitted unanimously.

Unfinished Business:
a) Maintenance of Streets and Drainage: Ms. Kelley reviewed the work order system. Mr. Van Acker pointed out a continuing drainage issue on Mayfair Avenue.
b) Traffic Calming: Ms. Kelley reviewed the data collected on Foresman Boulevard, David Boulevard East Bound and West Bound, Gillot Boulevard South Bound and North Bound. The Advisory Board asked if the Transportation Engineer would review no thru truck areas and possibly lower the speed limit Jennings Boulevard, Gillot Boulevard, Holton Terrace and Foresman Boulevard; the areas that are currently 40mph.

New Business:
a) Financial Reports: The FY21 fourth quarter Actual Expenditure, Activity Maintenance and FY22/23 Adopted Budgets were provided for review; illegal dumping, row reclamation and work order 1688941, work order 1765836 and work order 1772694 were discussed. Ms. Kelley explained the rate that was adopted was discussed during budget hearings, it was recommended by staff to transition into one rate and the Board of County Commissioners agreed it is less complex to have one rate rather than two different rates for vacant and occupied lots. Mr. Van Acker inquired if twenty-five dollars is being allocated in reserves for future sidewalk projects. Mr. Wernicke inquired on the percentage increase for the bridge program.

Citizen Input on MSBU Items (3 Minute Limit):
- Janet Dietz recommended pursuing traffic calming and recommended all the roads should be the same, 30mph.
- Debra Shaw inquired on drainage complaints, next steps for public outreach regarding the Community Plan, receiving copies of the budget, and is the traffic engineer taken the growth of the community and infrastructure into consideration.
- Richard Peleske inquired on the Coliseum Boulevard permanent flashing radar sign.
- Franz Leppela inquired on signs for pedestrians walking on the road. The signs would indicate which side of the road pedestrians should walk on not only alerting them but drivers also. He noted that litter removal and mowing is needed along Gallagher, he pointed out overgrowth on county property near Churchill Road.
- Gary Fulmer inquired why the county does not mow vacant property/ privately owned.

Advisory Board Open Discussion: Ms. Kelley responded that she would convey all traffic recommendations and concerns to the Transportation Engineer. She stated that the county does advertise meetings on CCTV, social media, and the county website. Budgets are public record, they can be found on the MSBU webpage, or she could provide via email or a public records request could be requested. A permanent flashing radar speed sign would cost the MSBU $13,000. She did inquire on signs that were requested to alert pedestrians to which side

of the road they should be walking on, however these were not approved. Ms. Kelley noted she will follow up on other information.

Schedule Meetings / Items for Next Agenda:
Meetings are scheduled in the West County Annex; Room 120 Conference Room as follows:

- Wednesday, February 9, 2022
- Wednesday, May 11, 2022
- Wednesday, August 17, 2022
- Wednesday, November 9, 2022

Submitted by Kimberly Kelley
Public Works Department

Rebecca S. Wirth
Chair Signature

2-9-22
Date:

CHARLOTTE COUNTY
FLORIDA

Gulf Cove Street & Drainage
Municipal Service Benefit Unit

Advisory Board Meeting Attendance
1:30 p.m., Wednesday, December 1, 2021
Location: West County Annex, Room 120
6868 San Casa Drive, Englewood, Florida

INFORMATION SUPPLIED ON THIS FORM BECOMES PUBLIC RECORD

NAME (please print)	Email Address	Phone Number
Kimberly Kelley	Kimberly.Kelley@charlottecountyfl.gov	575-3613
BOB PARKINSON	PARKYBOB69 @ GMAIL.COM	631-599-3467
JEFF BARROW	Jeffrey j barrow@gmail.com	912-275-1548
David McReynolds	davidmcreynolds @yahoo.com	757-237-7323
JANet Dietz	dietz133 @ COMCAST.Net	941-697-2088
Rodney Hester	Rodney R Hester @ Gmail.com	863-409-3129
William Pelesker	Pelesker @ Aol.com	810-964-0450
GARY FULMER	GL FULMER 2006@gmail.com	941-258-1552
Deborah Shaw	jimanddeb1989@gmail.com	941-786-6374
Gene Caufin	gcaufin @ gmail.com	
James Wermeck	wermeckejc@yahoo.com	505-688-0781
RAQUEL HAWTHORNE	RAQUELHAWTHORNE1@GMAIL.com	941-666-1938
BRUCE HAWTHORNE	RAQUELHAWTHORNE1@GMAIL.com	941-666-1938
Susan Priess	tedsusanfl@gmail.com	941 8303053

AGENDA

GULF COVE STREET AND DRAINAGE MUNICIPAL SERVICE BENEFIT UNIT (MSBU)

ADVISORY BOARD REGULAR MEETING WEDNESDAY, DECEMBER 1, 2021

1:30 p.m., Mac V. Horton West County Annex
6868 San Casa Dr. Room 120, Englewood FL

ADVISORY BOARD MEMBERS:	Rebecca Wirth, Chair Richard Van Acker, Vice-Chair James Wernicke Robert Parkinson Vacant
COUNTY STAFF:	Kimberly Kelley
PURPOSE:	Regular Meeting

1. Call to Order / Roll Call
2. Pledge of Allegiance
3. Changes to the Agenda
4. Community Plan / Johnson Engineering
5. Citizen Input on Agenda Items (3-Minute Limit)
6. Approval of Minutes: June 3, 2021
7. Unfinished Business
    a. Maintenance of Streets and Drainage
    b. Traffic Calming
8. New Business
    a. Financial Reports
9. Citizen Input on MSBU Items (3-Minute Limit)
10. Advisory Board Open Discussion
11. Meeting Schedule / Items for Next Agenda
12. Motion to Adjourn

UNAUDITED - Q4

CHARLOTTE COUNTY PUBLIC
MSBU FINANCIAL HISTORY
FY 12 THRU FY 21
FUND 1308
GULF COVE ST/DR MAINT UNIT

Formerly Fund 171 (WD)	FY 11-12	FY 12-13	FY 13-14	FY 14-15	FY 15-16	FY 16-17	FY 17-18	FY 18-19	FY 19-20	Adopted Budget FY 20-21	FY 20-21 12 Mo. Actuals (a)
BEGINNING BALANCE	$ 1,286,600.00	$ 2,344,292.16	$ 3,933,314.79	$ 3,127,110.21	$ 2,535,123.40	$ 2,023,500.43	$ 2,372,789.31	$ 1,938,437.79	$ 1,185,187.39	$ 1,032,730.00	$ 1,174,554.87
REVENUES RECEIVED:											
Assessments	1,319,582.53	1,328,943.97	1,309,166.55	1,312,705.24	1,308,884.02	1,334,612.94	1,344,550.21	1,325,186.44	1,317,235.83	1,338,519.00	1,341,149.23
Interest	9,925.76	20,741.60	16,110.79	20,519.37	14,694.65	23,923.48	30,727.77	34,405.80	15,615.48	4,545.00	4,392.89
Net Inc(Decr) FMV/Invest.	6,196.37	(19,500.78)	3,502.31	5,715.76	135.50	(5,320.89)	(14,158.23)	20,076.34	10,158.21		(408.51)
Excess Fees /Misc.	12,884.76	11,617.28	9,978.49	9,101.05	9,556.91	10,192.57	7,329.29	8,125.25	295.28		
Less: Reserve - FS 129.01										(67,153.00)	
External Borrowing		6,800,000.00					2,040,000.00				
Total Revenue	1,348,589.42	8,141,802.07	1,338,758.14	1,348,041.42	1,333,271.08	1,363,408.10	3,408,449.04	1,387,793.83	1,343,304.80	1,275,911.00	1,345,133.61
TOTAL REVENUES & BALANCES	2,635,189.42	10,486,094.23	5,272,072.93	4,475,151.63	3,868,394.48	3,386,908.53	5,781,238.35	3,326,231.62	2,528,492.19	2,308,641.00	2,519,688.48
EXPENDITURES											
C/S - ROW Mowing	39,492.75	30,000.00	30,000.00	30,000.00	42,000.00	36,000.00	40,000.00	34,016.00	55,259.50	60,000.00	46,597.20
C/S - Speciality Mowing											
P/S - Entry Signs											
c411808 P/S - Sidewalk Design							33,989.72	135,251.16	75,452.27	224,290.00	
C/S - Entry Signs								4,997.00			4,989.00
c411808 C/S - Sidewalk											
C/S - ROW Reclamation	40,000.00	24,913.94	39,998.11	39,998.11	39,998.11		65,512.01			100,000.00	
C/S - Pipe Liner								8,878.33			
c410909 C/S - Paving	85.30	6,181,445.61	1,010,608.92	317,071.49							
c410909 R/M Other				574,222.38				629,952.64			
C/S - Concrete Flatwork			3,254.00	3,516.50						5,000.00	
C/S - Survey										5,000.00	
C/S - Sod Installed	5,564.00	5,405.00	13,825.00	8,736.00	24,377.00	1,270.00	925.00	41,483.50	60,070.00	5,111.00	44,576.60
c411703 C/S - Bridge Repair										7,000.00	
C/S - Community Plan									20,170.00		22,565.00
C/S - Street Sweeping											0.07
C/S - Other Contractual Svcs			278.00				109,701.06	5,415.00			
Equipment-Over $1,000/Under $5,000 Each											
Central/Indirect Allocation	5,617.00	3,672.00	3,492.00	3,492.00	24,281.00	21,965.00	23,556.00	12,229.00	22,695.00	23,830.00	23,830.00
Postage-MSBU Notices										-	3,467.52
Advertising - Legal										150.00	
Fees-Landfill	5,162.63	1,705.32	989.93	1,552.82	713.72	835.27	375.87	3,482.97	4,183.51	1,000.00	5,570.82
Admin. Svs - PW							934.56			-	
Personal Srvs-InterDept									83.00		299.23
Equipment Repl Chgs/PW	16,764.56	14,992.15	36,036.10	19,655.47	30,238.48	35,547.64	6,198.22	70,520.95	51,843.64	99,253.00	72,199.38
Maintenance Services	141,717.98	222,546.52	215,201.91	166,602.49	228,912.96	138,236.65	80,036.44	434,256.74	340,808.59	324,362.00	364,013.77
Tax Collector-Collection Fee	17,952.01	18,799.60	19,324.81	20,116.46	19,211.45	19,729.94	19,806.33	18,192.68	16,835.47	26,770.00	26,823.01
Materials- Road & Bridge	5,889.04	1,948.59	10,103.32	3,108.49	9,915.74	8,091.27	6,203.13	18,082.58	10,158.91	6,542.00	5,474.93
Sign Materials	12,651.99	5,506.92	2,321.97	2,688.81	2,869.63	584.61	831.63	1,774.76	820.40	5,543.00	7,697.75
ROW Acquisitions				174.42						-	
Other Debt Service Costs									88.00	-	93.50
c410909 Principal Pymts			680,000.00	680,000.00	1,360,000.00	680,000.00	3,400,000.00	680,000.00	680,000.00	680,000.00	680,000.00
c410909 Interest Pymts		41,843.79	79,528.65	69,092.79	62,375.96	71,858.84	54,730.59	42,510.92	15,469.03	25,200.00	2,549.34
Total Expenditures	290,897.26	6,552,779.44	2,144,962.72	1,940,028.23	1,844,894.05	1,014,119.22	3,842,800.56	2,141,044.23	1,353,937.32	1,624,251.00	1,310,747.12
ENDING FUND BALANCE	$ 2,344,292.16	$ 3,933,314.79	$ 3,127,110.21	$ 2,535,123.40	$ 2,023,500.43	$ 2,372,789.31	$ 1,938,437.79	$ 1,185,187.39	$ 1,174,554.87	$ 684,390.00	$ 1,208,941.36
TOTAL EXPENSES & RESVS	$ 2,635,189.42	$ 10,486,094.23	$ 5,272,072.93	$ 4,475,151.63	$ 3,868,394.48	$ 3,386,908.53	$ 5,781,238.35	$ 3,326,231.62	$ 2,528,492.19	$ 2,308,641.00	$ 2,519,688.48

Note (a): Twelve Month Actuals per Ledger Summary Report of 09/30/21
Maintenance Mgmt System through 09/30/21

Monthly MSBU Activity Report

START DATE: 7/1/2021 **END DATE:** 9/30/2021

PW-GCM **Gulf Cove St/Dr Mtc**

Project	WO Number	WO Description	Equipment Code	Equipment Description	Location	Date Worked	Labor Hours	Labor Cost	Parts Cost	Equipment Cost	Contract or Cost	Work Accomp.	UOM	Total Cost
	1220394	PW-GCM Gulf Cove S&D MSDR Annual Work Order & Graphics	PW-GCM	Gulf Cove St/Dr Mtc										
					10-9866 MSDR	07/01/2021	0.25	18.98	0.00	0.00	0.00	**0.25**	LHR	18.98
						07/02/2021	0.50	37.97	0.00	0.00	0.00	**0.50**	LHR	37.97
						07/08/2021	1.25	94.91	0.00	0.00	0.00	**1.25**	LHR	94.91
						07/19/2021	0.50	37.97	0.00	0.00	0.00	**0.50**	LHR	37.97
						07/20/2021	1.25	94.91	0.00	0.00	0.00	**1.25**	LHR	94.91
						07/23/2021	0.25	18.98	0.00	0.00	0.00	**0.25**	LHR	18.98
						07/27/2021	0.50	37.97	0.00	0.00	0.00	**0.50**	LHR	37.97
						07/30/2021	1.50	113.90	0.00	0.00	0.00	**1.50**	LHR	113.90
						08/03/2021	1.00	75.93	0.00	0.00	0.00	**1.00**	LHR	75.93
						08/04/2021	0.25	18.98	0.00	0.00	0.00	**0.25**	LHR	18.98
						08/05/2021	0.25	18.98	0.00	0.00	0.00	**0.25**	LHR	18.98
						08/09/2021	0.75	56.95	0.00	0.00	0.00	**0.75**	LHR	56.95
						08/10/2021	0.50	37.97	0.00	0.00	0.00	**0.50**	LHR	37.97
						08/11/2021	1.00	75.93	0.00	0.00	0.00	**1.00**	LHR	75.93
						08/12/2021	0.75	56.95	0.00	0.00	0.00	**0.75**	LHR	56.95
						08/13/2021	1.00	75.93	0.00	0.00	0.00	**1.00**	LHR	75.93
						08/16/2021	0.00	0.00	0.00	0.00	0.00	**0.00**	LHR	0.00
						08/17/2021	0.75	56.95	0.00	0.00	0.00	**0.75**	LHR	56.95
						08/18/2021	3.25	246.77	0.00	0.00	0.00	**3.25**	LHR	246.77
						08/19/2021	1.00	75.93	0.00	0.00	0.00	**1.00**	LHR	75.93
						08/20/2021	0.50	37.97	0.00	0.00	0.00	**0.50**	LHR	37.97
						08/24/2021	2.50	189.83	0.00	0.00	0.00	**2.50**	LHR	189.83
						08/25/2021	0.75	56.95	0.00	0.00	0.00	**0.75**	LHR	56.95
						08/26/2021	1.00	75.93	0.00	0.00	0.00	**1.00**	LHR	75.93
						08/27/2021	1.50	113.90	0.00	0.00	0.00	**1.50**	LHR	113.90
						08/30/2021	0.25	18.98	0.00	0.00	0.00	**0.25**	LHR	18.98
						08/31/2021	1.00	75.93	0.00	0.00	0.00	**1.00**	LHR	75.93
						09/01/2021	0.50	37.97	0.00	0.00	0.00	**0.50**	LHR	37.97
						09/02/2021	0.50	37.97	0.00	0.00	0.00	**0.50**	LHR	37.97
						09/08/2021	0.25	18.98	0.00	0.00	0.00	**0.25**	LHR	18.98
						09/09/2021	1.50	113.90	0.00	0.00	0.00	**1.50**	LHR	113.90
						09/10/2021	0.50	37.97	0.00	0.00	0.00	**0.50**	LHR	37.97
						09/14/2021	0.75	56.95	0.00	0.00	0.00	**0.75**	LHR	56.95
						09/15/2021	1.00	75.93	0.00	0.00	0.00	**1.00**	LHR	75.93
						09/16/2021	1.25	94.91	0.00	0.00	0.00	**1.25**	LHR	94.91
						09/17/2021	0.75	56.95	0.00	0.00	0.00	**0.75**	LHR	56.95
						09/21/2021	1.00	75.93	0.00	0.00	0.00	**1.00**	LHR	75.93
						09/22/2021	0.25	18.98	0.00	0.00	0.00	**0.25**	LHR	18.98
						09/28/2021	0.25	18.98	0.00	0.00	0.00	**0.25**	LHR	18.98
						09/30/2021	0.25	18.98	0.00	0.00	0.00	**0.25**	LHR	18.98
					MSDR Total		**32.75**	**2,486.71**	**0.00**	**0.00**	**0.00**	**32.75**	LHR	**2,486.71**

PW-GCM

Project	WO Number	WO Description	Equipment Code	Equipment Description	Location	Date Worked	Labor Hours	Labor Cost	Parts Cost	Equipment Cost	Contract or Cost	Work Accomp.	UOM	Total Cost
				Total WO Number: 1220394			**32.75**	**2,486.71**	**0.00**	**0.00**	**0.00**	**32.75**	LHR	**2,486.71**
C411808	1572524	PW-GCM Gulf Cove Sidewalks c411808	PW-GCM	Gulf Cove St/Dr Mtc										
				93-9357R Project Management		07/26/2021	1.00	87.79	0.00	0.00	0.00	**1.00**	LHR	87.79
				Project Management Total			**1.00**	**87.79**	**0.00**	**0.00**	**0.00**	**1.00**	LHR	**87.79**
				Total WO Number: 1572524			**1.00**	**87.79**	**0.00**	**0.00**	**0.00**	**1.00**	LHR	**87.79**
	1703019	FY 20 Safety Mowing - Contract 20-001 - GCM	ROAD-13527	ROADWAY-GILLOT BLVD-GCM	GILLOT BLVD-GCM									
				10-9031R Inspection C/S Mowing		07/15/2021	1.00	65.30	0.00	0.00	0.00	**1.00**	LHR	65.30
						07/17/2021	0.00	0.00	0.00	0.00	0.00	**0.00**	LHR	0.00
						07/19/2021	0.50	32.65	0.00	1.88	0.00	**0.50**	LHR	34.53
						07/28/2021	1.00	65.30	0.00	3.76	0.00	**1.00**	LHR	69.06
						08/12/2021	2.50	163.25	0.00	9.40	0.00	**2.50**	LHR	172.65
						08/26/2021	2.50	163.25	0.00	9.40	0.00	**2.50**	LHR	172.65
						08/27/2021	1.00	65.30	0.00	3.76	0.00	**1.00**	LHR	69.06
						08/31/2021	0.25	16.33	0.00	0.94	0.00	**0.25**	LHR	17.27
						09/03/2021	2.00	130.60	0.00	7.52	0.00	**2.00**	LHR	138.12
						09/09/2021	1.25	81.63	0.00	4.70	0.00	**1.25**	LHR	86.33
						09/23/2021	2.00	130.60	0.00	7.52	0.00	**2.00**	LHR	138.12
						09/24/2021	1.00	65.30	0.00	3.76	0.00	**1.00**	LHR	69.06
						09/27/2021	0.25	16.33	0.00	0.94	0.00	**0.25**	LHR	17.27
				Inspection C/S Mowing Total			**15.25**	**995.83**	**0.00**	**53.58**	**0.00**	**15.25**	LHR	**1,049.41**
				Total WO Number: 1703019			**15.25**	**995.83**	**0.00**	**53.58**	**0.00**	**15.25**	LHR	**1,049.41**
	1736552	FY21 GCM Sign Prep 6002 Year-Round	GCM-TSM	TSM										
				60-6002R Sign Preparation		07/21/2021	0.33	24.39	13.03	0.47	0.00	**1.00**	SGN	37.90
				Sign Preparation Total			**0.33**	**24.39**	**13.03**	**0.47**	**0.00**	**1.00**	SGN	**37.90**
				Total WO Number: 1736552			**0.33**	**24.39**	**13.03**	**0.47**	**0.00**	**1.00**	SGN	**37.90**
	1736611	FY21 GCM 6001 Location 44 Year-Round	GCM-TSM	TSM										
				60-6001R Sign Maintenance		07/20/2021	4.00	251.56	0.00	46.00	0.00	**82.00**	SGN	297.56
						07/22/2021	3.00	188.67	38.80	34.50	0.00	**40.00**	SGN	261.97
						07/26/2021	2.00	142.94	0.00	7.53	0.00	**8.00**	SGN	150.47
						09/02/2021	1.00	62.89	30.55	11.50	0.00	**1.00**	SGN	104.94
				Sign Maintenance Total			**10.00**	**646.06**	**69.34**	**99.53**	**0.00**	**131.00**	SGN	**814.93**
				Total WO Number: 1736611			**10.00**	**646.06**	**69.34**	**99.53**	**0.00**	**131.00**	SGN	**814.93**
	1736613	FY21 GCM Sign Insp. 6010 Location 44 Year-Round	GCM-TSM	TSM										
				60-6010R Sign Inspection		07/20/2021	6.00	377.34	0.00	69.00	0.00	**310.00**	SGN	446.34
						07/22/2021	4.00	251.56	0.00	46.00	0.00	**141.00**	SGN	297.56
				Sign Inspection Total			**10.00**	**628.90**	**0.00**	**115.00**	**0.00**	**451.00**	SGN	**743.90**
				Total WO Number: 1736613			**10.00**	**628.90**	**0.00**	**115.00**	**0.00**	**451.00**	SGN	**743.90**

PW-GCM **Gulf Cove St/Dr Mtc**

Project	WO Number	WO Description	Equipment Code	Equipment Description	Location	Date Worked	Labor Hours	Labor Cost	Parts Cost	Equipment Cost	Contract or Cost	Work Accomp.	UOM	Total Cost
	1738896	LOS Brush cut - Cannon St - GCM	ROAD-10048	ROADWAY-CANNON ST-GCM	CANNON ST-GCM									
					10-5000R Brush Cut-Response	07/30/2021	4.50	356.39	0.00	16.02	0.00	1.00	ICD	372.41
					Brush Cut-Response Total		**4.50**	**356.39**	**0.00**	**16.02**	**0.00**	**1.00**	ICD	**372.41**
					Total WO Number: 1738896		**4.50**	**356.39**	**0.00**	**16.02**	**0.00**	**1.00**	ICD	**372.41**
	1744546	FY21 GCM Sign Maint. 6001 Location 42 Year-Round	GCM-TSM	TSM										
					60-6001R Sign Maintenance	07/14/2021	1.00	62.89	24.90	11.50	0.00	31.00	SGN	99.29
						07/15/2021	2.00	125.78	0.00	23.00	0.00	29.00	SGN	148.78
						09/07/2021	2.00	125.78	0.00	23.00	0.00	3.00	SGN	148.78
					Sign Maintenance Total		**5.00**	**314.45**	**24.90**	**57.50**	**0.00**	**63.00**	SGN	**396.85**
					97-9752 Supervision	07/21/2021	1.50	110.88	0.00	5.64	0.00	1.50	LHR	116.52
						07/22/2021	0.00	0.00	0.00	0.00	0.00	0.00	LHR	0.00
					Supervision Total		**1.50**	**110.88**	**0.00**	**5.64**	**0.00**	**1.50**	LHR	**116.52**
					Total WO Number: 1744546		**6.50**	**425.33**	**24.90**	**63.14**	**0.00**	**64.50**	LHR	**513.37**
	1744547	FY21 GCM Sign Insp. 6010 Location 42 Year-Round	GCM-TSM	TSM										
					60-6010R Sign Inspection	07/14/2021	4.00	251.56	0.00	46.00	0.00	287.00	SGN	297.56
						07/15/2021	6.00	377.34	0.00	69.00	0.00	151.00	SGN	446.34
					Sign Inspection Total		**10.00**	**628.90**	**0.00**	**115.00**	**0.00**	**438.00**	SGN	**743.90**
					Total WO Number: 1744547		**10.00**	**628.90**	**0.00**	**115.00**	**0.00**	**438.00**	SGN	**743.90**
	1746153	FY21 GCM Sign Maint 6001 Location 43 Year-Round	GCM-TSM	TSM										
					60-6001R Sign Maintenance	07/08/2021	12.00	845.55	68.62	54.75	0.00	5.00	SGN	968.92
						09/07/2021	1.50	94.34	0.00	17.25	0.00	1.00	SGN	111.59
					Sign Maintenance Total		**13.50**	**939.89**	**68.62**	**72.00**	**0.00**	**6.00**	SGN	**1,080.50**
					Total WO Number: 1746153		**13.50**	**939.89**	**68.62**	**72.00**	**0.00**	**6.00**	SGN	**1,080.50**
	1746221	Line and grade - 13080 Proctor Ave to Churchill Rd - GCM	ROAD-10075	ROADWAY-PROCTOR AVE-GCM	PROCTOR AVE-GCM									
					10-3001D Drainage Maint.	07/23/2021	20.00	1,646.88	0.00	322.21	0.00	1,000.00	SF	1,969.09
					Drainage Maint. Total		**20.00**	**1,646.88**	**0.00**	**322.21**	**0.00**	**1,000.00**	SF	**1,969.09**
					10-5003D C/S-Sod Instlld	08/20/2021	0.00	0.00	0.00	0.00	286.00	0.00	SF	286.00
					C/S-Sod Instlld Total		**0.00**	**0.00**	**0.00**	**0.00**	**286.00**	**0.00**	SF	**286.00**
					10-9852D Supervision	07/23/2021	2.50	238.88	0.00	9.28	0.00	2.50	LHR	248.15
					Supervision Total		**2.50**	**238.88**	**0.00**	**9.28**	**0.00**	**2.50**	LHR	**248.15**
					10-3003D VAC Cul Clean	07/23/2021	6.00	420.96	0.00	144.30	0.00	3.00	CULV	565.26
					VAC Cul Clean Total		**6.00**	**420.96**	**0.00**	**144.30**	**0.00**	**3.00**	CULV	**565.26**
					Total WO Number: 1746221		**28.50**	**2,306.72**	**0.00**	**475.79**	**286.00**	**1,005.50**	CULV	**3,068.50**
	1751619	FY21 GCM 6005 New Install, Year-Round	GCM-TSM	TSM										

PW-GCM **Gulf Cove St/Dr Mtc**

Project	WO Number	WO Description	Equipment Code	Equipment Description	Location	Date Worked	Labor Hours	Labor Cost	Parts Cost	Equipment Cost	Contract or Cost	Work Accomp.	UOM	Total Cost
					60-6005R Sign Install	07/08/2021	8.00	563.70	151.43	36.50	0.00	3.00	SGN	751.63
						07/09/2021	0.00	0.00	0.00	0.00	0.00	0.00	SGN	0.00
						07/26/2021	14.00	1,000.58	315.37	52.71	0.00	8.00	SGN	1,368.66
					Sign Install Total		**22.00**	**1,564.28**	**466.80**	**89.21**	**0.00**	**11.00**	SGN	**2,120.29**
					Total WO Number: 1751619		**22.00**	**1,564.28**	**466.80**	**89.21**	**0.00**	**11.00**	SGN	**2,120.29**
	1768508	Side Lot Outfall - Burgner St X Foresman Blvd - GCM	ROAD-10646	ROADWAY-BURGNER ST-GCM	BURGNER ST-GCM									
					10-9852D Supervision	09/09/2021	1.50	121.79	0.00	3.76	0.00	1.50	LHR	125.55
					Supervision Total		**1.50**	**121.79**	**0.00**	**3.76**	**0.00**	**1.50**	LHR	**125.55**
					Total WO Number: 1768508		**1.50**	**121.79**	**0.00**	**3.76**	**0.00**	**1.50**	LHR	**125.55**
	1768509	Sidelot Outfall - Lambright Dr and Foresman Blvd - GCM	ROAD-10105	ROADWAY-LAMBRIGHT DR-GCM	LAMBRIGHT DR-GCM									
					10-9852D Supervision	09/09/2021	1.50	121.79	0.00	5.64	0.00	1.50	LHR	127.43
					Supervision Total		**1.50**	**121.79**	**0.00**	**5.64**	**0.00**	**1.50**	LHR	**127.43**
					Total WO Number: 1768509		**1.50**	**121.79**	**0.00**	**5.64**	**0.00**	**1.50**	LHR	**127.43**
	1775404	Garbage Bages, Wood, Misc Items - Gallagher Blvd//Parker St - GCM	ROAD-10073	ROADWAY-GALLAGHER BLVD-GCM	GALLAGHER BLVD-GCM									
					10-9020R ROW Clr & Haul	07/09/2021	6.25	488.16	0.00	69.45	0.00	0.00	LD	557.61
						07/12/2021	0.50	35.65	0.00	5.16	0.00	1.00	LD	40.81
					ROW Clr & Haul Total		**6.75**	**523.81**	**0.00**	**74.61**	**0.00**	**1.00**	LD	**598.42**
					10-9004R Landfill Fees	07/12/2021	0.00	0.00	0.00	0.00	7.11	0.00	DOL	7.11
					Landfill Fees Total		**0.00**	**0.00**	**0.00**	**0.00**	**7.11**	**0.00**	DOL	**7.11**
					10-9852R Supervision	07/09/2021	2.00	191.10	0.00	0.00	0.00	2.00	LHR	191.10
					Supervision Total		**2.00**	**191.10**	**0.00**	**0.00**	**0.00**	**2.00**	LHR	**191.10**
					Total WO Number: 1775404		**8.75**	**714.91**	**0.00**	**74.61**	**7.11**	**3.00**	LHR	**796.63**
	1775502	PS10412943 Drainage Inspection - 5029 & 5021 Duprell Terr - GCM	ROAD-10088	ROADWAY-DUPRELL TER-GCM	DUPRELL TER-GCM									
					10-9030D Inspection - Field	07/20/2021	2.00	146.66	0.00	7.70	0.00	2.00	LHR	154.36
					Inspection - Field Total		**2.00**	**146.66**	**0.00**	**7.70**	**0.00**	**2.00**	LHR	**154.36**
					Total WO Number: 1775502		**2.00**	**146.66**	**0.00**	**7.70**	**0.00**	**2.00**	LHR	**154.36**
	1776024	Vac Con - 3411 Miller St. - GCM	ROAD-10641	ROADWAY-MILLER ST-GCM	MILLER ST-GCM									
					10-3003D VAC Cul Clean	07/16/2021	4.00	280.64	0.00	96.20	0.00	1.00	CULV	376.84
					VAC Cul Clean Total		**4.00**	**280.64**	**0.00**	**96.20**	**0.00**	**1.00**	CULV	**376.84**
					Total WO Number: 1776024		**4.00**	**280.64**	**0.00**	**96.20**	**0.00**	**1.00**	CULV	**376.84**
	1776195	PS10420441 Inspect Drainage - 5008 Gent Ln - GCM	ROAD-10427	ROADWAY-GENT LN-GCM	GENT LN-GCM									
					10-9030D Inspection - Field	08/18/2021	2.00	140.14	0.00	7.70	0.00	2.00	LHR	147.84

PW-GCM

Project	WO Number	WO Description	Equipment Code	Equipment Description	Location	Date Worked	Labor Hours	Labor Cost	Parts Cost	Equipment Cost	Contract or Cost	Work Accomp.	UOM	Total Cost
					Inspection - Field Total		**2.00**	**140.14**	**0.00**	**7.70**	**0.00**	**2.00**	LHR	**147.84**
					Total WO Number: 1776195		**2.00**	**140.14**	**0.00**	**7.70**	**0.00**	**2.00**	LHR	**147.84**
	1776349	Inspect Pipe - 5108 Gulfport Ter - GCM	ROAD-10101	ROADWAY-GULFPORT TER-GCM	GULFPORT TER-GCM									
				10-9030D	Inspection - Field	08/18/2021	1.00	70.07	0.00	3.85	0.00	**1.00**	LHR	73.92
					Inspection - Field Total		**1.00**	**70.07**	**0.00**	**3.85**	**0.00**	**1.00**	LHR	**73.92**
					Total WO Number: 1776349		**1.00**	**70.07**	**0.00**	**3.85**	**0.00**	**1.00**	LHR	**73.92**
	1776647	Vac Con - 2311 Pappas Ter - GCM	ROAD-10625	ROADWAY-PAPPAS TER-GCM	PAPPAS TER-GCM									
				10-3003D	VAC Cul Clean	07/21/2021	3.00	210.48	0.00	72.15	0.00	**1.00**	CULV	282.63
					VAC Cul Clean Total		**3.00**	**210.48**	**0.00**	**72.15**	**0.00**	**1.00**	CULV	**282.63**
					Total WO Number: 1776647		**3.00**	**210.48**	**0.00**	**72.15**	**0.00**	**1.00**	CULV	**282.63**
	1776827	PS 10443241 - On Call - Oil Spill - Duval Blvd - GCM	ROAD-10661	ROADWAY-DUVAL BLVD-GCM	DUVAL BLVD-GCM									
				10-9002R	Misc. Activity	07/18/2021	2.00	157.70	0.00	7.52	0.00	**2.00**	LHR	165.22
					Misc. Activity Total		**2.00**	**157.70**	**0.00**	**7.52**	**0.00**	**2.00**	LHR	**165.22**
					Total WO Number: 1776827		**2.00**	**157.70**	**0.00**	**7.52**	**0.00**	**2.00**	LHR	**165.22**
	1776829	PS10443995 Vac Con - 5890 David Blvd - GCM	ROAD-13802	ROADWAY-DAVID BLVD-GCM	DAVID BLVD-GCM									
				10-3003D	VAC Cul Clean	07/21/2021	3.00	210.48	0.00	72.15	0.00	**1.00**	CULV	282.63
					VAC Cul Clean Total		**3.00**	**210.48**	**0.00**	**72.15**	**0.00**	**1.00**	CULV	**282.63**
					Total WO Number: 1776829		**3.00**	**210.48**	**0.00**	**72.15**	**0.00**	**1.00**	CULV	**282.63**
	1776921	Tree Limb in ROW - 5052 Duprell Ter - GCM	ROAD-10088	ROADWAY-DUPRELL TER-GCM	DUPRELL TER-GCM									
				10-9020R	ROW Clr & Haul	07/20/2021	1.00	71.30	0.00	10.31	0.00	**0.00**	LD	81.61
						07/21/2021	0.50	35.65	0.00	5.16	0.00	**1.00**	LD	40.81
					ROW Clr & Haul Total		**1.50**	**106.95**	**0.00**	**15.47**	**0.00**	**1.00**	LD	**122.42**
				10-9004R	Landfill Fees	07/21/2021	0.00	0.00	0.00	0.00	8.07	**0.00**	DOL	8.07
					Landfill Fees Total		**0.00**	**0.00**	**0.00**	**0.00**	**8.07**	**0.00**	DOL	**8.07**
					Total WO Number: 1776921		**1.50**	**106.95**	**0.00**	**15.47**	**8.07**	**1.00**	DOL	**130.49**
	1777101	Vac Con & Std Cut - 12145 Mayfair Ave. - GCM	ROAD-10036	ROADWAY-MAYFAIR AVE-GCM	MAYFAIR AVE-GCM									
				10-9030D	Inspection - Field	08/18/2021	1.00	70.07	0.00	3.85	0.00	**1.00**	LHR	73.92
					Inspection - Field Total		**1.00**	**70.07**	**0.00**	**3.85**	**0.00**	**1.00**	LHR	**73.92**
					Total WO Number: 1777101		**1.00**	**70.07**	**0.00**	**3.85**	**0.00**	**1.00**	LHR	**73.92**
	1777137	Debirs - Burns Ter & Gillot Blvd - GCM	ROAD-13527	ROADWAY-GILLOT BLVD-GCM	GILLOT BLVD-GCM									
				10-9020R	ROW Clr & Haul	07/22/2021	2.00	142.60	0.00	20.62	0.00	**0.00**	LD	163.22
						08/05/2021	0.50	35.65	0.00	5.16	0.00	**1.00**	LD	40.81
					ROW Clr & Haul Total		**2.50**	**178.25**	**0.00**	**25.78**	**0.00**	**1.00**	LD	**204.03**

PW-GCM **Gulf Cove St/Dr Mtc**

Project	WO Number	WO Description	Equipment Code	Equipment Description	Location	Date Worked	Labor Hours	Labor Cost	Parts Cost	Equipment Cost	Contract or Cost	Work Accomp.	UOM	Total Cost
					10-9004R Landfill Fees	08/05/2021	0.00	0.00	0.00	0.00	24.78	0.00	DOL	24.78
					Landfill Fees Total		**0.00**	**0.00**	**0.00**	**0.00**	**24.78**	**0.00**	DOL	**24.78**
					Total WO Number: 1777137		**2.50**	**178.25**	**0.00**	**25.78**	**24.78**	**1.00**	DOL	**228.81**
	1777201	Vac Con - 13662 Drysdale Ave - GCM	ROAD-10593	ROADWAY-DRYSDALE AVE-GCM	DRYSDALE AVE-GCM									
					10-3003D VAC Cul Clean	07/22/2021	6.00	420.96	0.00	144.30	0.00	2.00	CULV	565.26
					VAC Cul Clean Total		**6.00**	**420.96**	**0.00**	**144.30**	**0.00**	**2.00**	CULV	**565.26**
					Total WO Number: 1777201		**6.00**	**420.96**	**0.00**	**144.30**	**0.00**	**2.00**	CULV	**565.26**
	1778100	PS10514840 L&G - 13319 to 13385 Gorman Ave - GCM	ROAD-10425	ROADWAY-GORMAN AVE-GCM	GORMAN AVE-GCM									
					10-9030D Inspection - Field	09/14/2021	2.00	140.14	0.00	7.70	0.00	2.00	LHR	147.84
					Inspection - Field Total		**2.00**	**140.14**	**0.00**	**7.70**	**0.00**	**2.00**	LHR	**147.84**
					Total WO Number: 1778100		**2.00**	**140.14**	**0.00**	**7.70**	**0.00**	**2.00**	LHR	**147.84**
	1778214	Wood with Nails - Bacchus Rd near Hograth st - GCM	ROAD-10110	ROADWAY-BACCHUS RD-GCM	BACCHUS RD-GCM									
					10-9020R ROW Clr & Haul	07/29/2021	2.00	150.04	0.00	7.52	0.00	2.00	LD	157.56
						07/30/2021	3.00	208.65	0.00	55.59	0.00	1.00	LD	264.24
					ROW Clr & Haul Total		**5.00**	**358.69**	**0.00**	**63.11**	**0.00**	**3.00**	LD	**421.80**
					Total WO Number: 1778214		**5.00**	**358.69**	**0.00**	**63.11**	**0.00**	**3.00**	LD	**421.80**
	1778532	Vac Con - 12158 & 12150 Alumna Ave - GCM	ROAD-10026	ROADWAY-ALUMNA AVE-GCM	ALUMNA AVE-GCM									
					10-3003D VAC Cul Clean	08/20/2021	5.00	350.80	0.00	120.25	0.00	2.00	CULV	471.05
					VAC Cul Clean Total		**5.00**	**350.80**	**0.00**	**120.25**	**0.00**	**2.00**	CULV	**471.05**
					Total WO Number: 1778532		**5.00**	**350.80**	**0.00**	**120.25**	**0.00**	**2.00**	CULV	**471.05**
	1778594	L&G - 5400 & 5424 Phelps Ln - GCM	ROAD-10597	ROADWAY-PHELPS LN-GCM	PHELPS LN-GCM									
					10-9030D Inspection - Field	09/20/2021	2.50	175.18	0.00	9.63	0.00	2.50	LHR	184.80
					Inspection - Field Total		**2.50**	**175.18**	**0.00**	**9.63**	**0.00**	**2.50**	LHR	**184.80**
					Total WO Number: 1778594		**2.50**	**175.18**	**0.00**	**9.63**	**0.00**	**2.50**	LHR	**184.80**
	1779319	PS10560073 L&G - 6070 Gillot Blvd to Bluestone St - GCM	ROAD-13527	ROADWAY-GILLOT BLVD-GCM	GILLOT BLVD-GCM									
					10-9030D Inspection - Field	09/30/2021	2.50	175.18	0.00	9.63	0.00	2.50	LHR	184.80
					Inspection - Field Total		**2.50**	**175.18**	**0.00**	**9.63**	**0.00**	**2.50**	LHR	**184.80**
					Total WO Number: 1779319		**2.50**	**175.18**	**0.00**	**9.63**	**0.00**	**2.50**	LHR	**184.80**
	1780003	Vac-Con & Inspect - 3172 Jennings Blvd - CGM	ROAD-13575	ROADWAY-JENNINGS BLVD-GCM	JENNINGS BLVD-GCM									
					10-3003D VAC Cul Clean	08/18/2021	3.00	210.48	0.00	72.15	0.00	1.00	CULV	282.63
					VAC Cul Clean Total		**3.00**	**210.48**	**0.00**	**72.15**	**0.00**	**1.00**	CULV	**282.63**
					Total WO Number: 1780003		**3.00**	**210.48**	**0.00**	**72.15**	**0.00**	**1.00**	CULV	**282.63**

PW-GCM **Gulf Cove St/Dr Mtc**

Project	WO Number	WO Description	Equipment Code	Equipment Description	Location	Date Worked	Labor Hours	Labor Cost	Parts Cost	Equipment Cost	Contract or Cost	Work Accomp.	UOM	Total Cost
	1780730	NPDES Recliner & Blankets - Murphy St//Wadsworth Ave - GCM	ROAD-10063	ROADWAY-MURPHY ST-GCM	MURPHY ST-GCM									
				10-9020R	ROW Clr & Haul	08/24/2021	1.00	71.30	0.00	10.31	0.00	1.00	LD	81.61
					ROW Clr & Haul Total		**1.00**	**71.30**	**0.00**	**10.31**	**0.00**	**1.00**	LD	**81.61**
				10-9004R	Landfill Fees	08/24/2021	0.00	0.00	0.00	0.00	6.52	0.00	DOL	6.52
					Landfill Fees Total		**0.00**	**0.00**	**0.00**	**0.00**	**6.52**	**0.00**	DOL	**6.52**
					Total WO Number: 1780730		**1.00**	**71.30**	**0.00**	**10.31**	**6.52**	**1.00**	DOL	**88.13**
	1780818	FY21 GCM Herbicide 6008 Location 43 Year-Round	GCM-TSM	TSM										
				60-6008R	Herbicide Sign Shop	08/19/2021	1.00	62.89	0.00	11.50	0.00	5.00	SGN	74.39
					Herbicide Sign Shop Total		**1.00**	**62.89**	**0.00**	**11.50**	**0.00**	**5.00**	SGN	**74.39**
					Total WO Number: 1780818		**1.00**	**62.89**	**0.00**	**11.50**	**0.00**	**5.00**	SGN	**74.39**
	1781817	Tree Debris in Roadway - Roan Ter X Mayer Ter - GCM	ROAD-10003	ROADWAY-ROAN TER-GCM	ROAN TER-GCM									
				10-9020R	ROW Clr & Haul	08/26/2021	4.00	278.20	0.00	7.52	0.00	0.00	LD	285.72
					ROW Clr & Haul Total		**4.00**	**278.20**	**0.00**	**7.52**	**0.00**	**0.00**	LD	**285.72**
					Total WO Number: 1781817		**4.00**	**278.20**	**0.00**	**7.52**	**0.00**	**0.00**	LD	**285.72**
	1782646	NPDES - Grill - Sims St X Benham Ave - GPCM	ROAD-10226	ROADWAY-SIMS ST-GCM	SIMS ST-GCM									
				10-9020R	ROW Clr & Haul	09/02/2021	0.50	35.65	0.00	5.16	0.00	0.00	LD	40.81
					ROW Clr & Haul Total		**0.50**	**35.65**	**0.00**	**5.16**	**0.00**	**0.00**	LD	**40.81**
					Total WO Number: 1782646		**0.50**	**35.65**	**0.00**	**5.16**	**0.00**	**0.00**	LD	**40.81**
	1783062	Tree Down in ROW - Near 2133 Pilgrim St - GCM	ROAD-10147	ROADWAY-PILGRIM ST-GCM	PILGRIM ST-GCM									
				10-9020R	ROW Clr & Haul	09/07/2021	2.00	142.60	0.00	20.62	0.00	1.00	LD	163.22
					ROW Clr & Haul Total		**2.00**	**142.60**	**0.00**	**20.62**	**0.00**	**1.00**	LD	**163.22**
				10-9004R	Landfill Fees	09/07/2021	0.00	0.00	0.00	0.00	34.87	0.00	DOL	34.87
					Landfill Fees Total		**0.00**	**0.00**	**0.00**	**0.00**	**34.87**	**0.00**	DOL	**34.87**
					Total WO Number: 1783062		**2.00**	**142.60**	**0.00**	**20.62**	**34.87**	**1.00**	DOL	**198.09**
	1783757	Vac Con - 5315 Lambright Dr - GCM	ROAD-10105	ROADWAY-LAMBRIGHT DR-GCM	LAMBRIGHT DR-GCM									
				10-3003D	VAC Cul Clean	09/09/2021	2.00	140.32	0.00	48.10	0.00	1.00	CULV	188.42
					VAC Cul Clean Total		**2.00**	**140.32**	**0.00**	**48.10**	**0.00**	**1.00**	CULV	**188.42**
					Total WO Number: 1783757		**2.00**	**140.32**	**0.00**	**48.10**	**0.00**	**1.00**	CULV	**188.42**
	1783767	Catch Basin Repair - 5168 Neville Ter - GCM	ROAD-10454	ROADWAY-NEVILLE TER-GCM	NEVILLE TER-GCM									
				10-9030D	Inspection - Field	09/09/2021	1.00	70.07	0.00	3.76	0.00	1.00	LHR	73.83
					Inspection - Field Total		**1.00**	**70.07**	**0.00**	**3.76**	**0.00**	**1.00**	LHR	**73.83**
					Total WO Number: 1783767		**1.00**	**70.07**	**0.00**	**3.76**	**0.00**	**1.00**	LHR	**73.83**

PW-GCM **Gulf Cove St/Dr Mtc**

Project	WO Number	WO Description	Equipment Code	Equipment Description	Location	Date Worked	Labor Hours	Labor Cost	Parts Cost	Equipment Cost	Contract or Cost	Work Accomp.	UOM	Total Cost
	1785415	Tree in Roadway - 5398 Craig Ter - GCM	ROAD-10455	ROADWAY-CRAIG TER-GCM	CRAIG TER-GCM									
				10-9020R	ROW Clr & Haul	09/23/2021	2.50	172.97	0.00	3.76	0.00	1.00	LD	176.73
					ROW Clr & Haul Total		**2.50**	**172.97**	**0.00**	**3.76**	**0.00**	**1.00**	LD	**176.73**
					Total WO Number: 1785415		**2.50**	**172.97**	**0.00**	**3.76**	**0.00**	**1.00**	LD	**176.73**
	1785761	NPDES Refrigerator (with food) - 12224 Terkelsen Ave - GCM	ROAD-10021	ROADWAY-TERKELSEN AVE-GCM	TERKELSEN AVE-GCM									
				10-9020R	ROW Clr & Haul	09/29/2021	1.50	106.95	0.00	15.47	0.00	1.00	LD	122.42
					ROW Clr & Haul Total		**1.50**	**106.95**	**0.00**	**15.47**	**0.00**	**1.00**	LD	**122.42**
				10-9004R	Landfill Fees	09/29/2021	0.00	0.00	0.00	0.00	4.99	0.00	DOL	4.99
					Landfill Fees Total		**0.00**	**0.00**	**0.00**	**0.00**	**4.99**	**0.00**	DOL	**4.99**
					Total WO Number: 1785761		**1.50**	**106.95**	**0.00**	**15.47**	**4.99**	**1.00**	DOL	**127.41**
					Total MSBU: PW-GCM		**229.58**	**16,533.46**	**642.69**	**2,049.05**	**372.34**	**2,203.00**	DOL	**19,597.55**

1308

ADOPTED
9.27.21

CHARLOTTE COUNTY PUBLIC WORKS DIVISION
FY 2021/22 BUDGET
GULF COVE ST/DR MAINT UNIT (WD)
FUND # 1308
ADOPTED MAINTENANCE WORK PROGRAM

ESTIMATED ERU'S - FY 21/22 - OCCUPIED		2,779.15
ESTIMATED ERU'S - FY 21/22 - VACANT		5,454.70
	COST PER ERU	TOTAL
PROJECTED FUND BALANCE - 10/1/21		$ 933,698
ESTIMATED REVENUE RATE	**$ 125.00**	
		981,771
TOTAL REVENUE AT PROPOSED RATES		
FUNDS AVAILABLE		1,915,469
GRAND TOTAL MSBU WORK PROGRAM	$ 109.64	902,772
BALANCE AFTER PROGRAM		**1,012,697**
OTHER CASH OUTFLOWS (TRANSFERS OUT)		-
PROJECTED FUND BALANCE - 9/30/22		**$ 1,012,697**
TRANSFERS AND RESERVES SUMMARY		
RESERVE FOR FUTURE CAPITAL OUTLAY		629,603
RESERVE FOR CONTINGENCY-REGULAR		191,547
BALANCE TO BE CARRIED FORWARD		191,547
TOTAL TRANSFERS AND RESERVES		**1,012,697**
******TOTAL CASH OUTFLOWS AND RESERVES/BALANCES******		**1,915,469**
Desired Minimum Fund Balance:	$150,462	
Allowable Fund Balance	$383,094	

RATE HISTORY:	UNIT OF MEAS	COST PER UOM	PER 80' LOT
FY 2012/13 - Vacant	ERU	$ 166.00	$ 166.00
FY 2012/13 - Occupied	ERU	$ 155.00	$ 155.00
FY 2013/14 - Vacant	ERU	$ 166.00	$ 166.00
FY 2013/14 - Occupied	ERU	$ 155.00	$ 155.00
FY 2014/15 - Vacant	ERU	$ 166.00	$ 166.00
FY 2014/15 - Occupied	ERU	$ 155.00	$ 155.00
FY 2015/16 - Vacant	ERU	$ 166.00	$ 166.00
FY 2015/16 - Occupied	ERU	$ 155.00	$ 155.00
FY 2016/17 - Vacant	ERU	$ 166.00	$ 166.00
FY 2016/17 - Occupied	ERU	$ 155.00	$ 155.00
FY 2017/18 - Vacant	ERU	$ 166.00	$ 166.00
FY 2017/18 - Occupied	ERU	$ 155.00	$ 155.00
FY 2018/19 - Vacant	ERU	$ 166.00	$ 166.00
FY 2018/19 - Occupied	ERU	$ 155.00	$ 155.00
FY 2019/20 - Vacant	ERU	$ 166.00	$ 166.00
FY 2019/20 - Occupied	ERU	$ 155.00	$ 155.00
FY 2020/21 - Vacant	ERU	$ 166.00	$ 166.00
FY 2020/21 - Occupied	ERU	$ 155.00	$ 155.00
FY 2021/22 - Vacant	ERU	$ 125.00	$ 125.00
FY 2021/22 - Occupied	ERU	$ -	$ -

CURRENT MAXIMUM RATE $ 166.00

Totals may not add due to rounding.

CHARLOTTE COUNTY PUBLIC WORKS DIVISION
FY 2021/22 BUDGET
GULF COVE ST/DR MAINT UNIT (WD)
FUND # 1308
ADOPTED MAINTENANCE WORK PROGRAM

ADOPTED
9.27.21

	PUBLIC WORKS SERVICES				TOTAL EXP
	Maintenance Services				$ 405,680
	Equipment Replacement Charges				74,451
	Signing & Marking Materials				11,772
	Road/Drainage Maintenance Materials				30,787
	TOTAL PUBLIC WORKS SERVICES				522,689
	OTHER DIRECT COSTS				
	Postage & Notices				
	Central/Indirect Services Allocation				15,599
	Advertising - Legal				150
	TOTAL OTHER DIRECT COST				15,749
	CONTRACT SERVICES	C/O $	NEW $		
	C/S - ROW Mowing			84-8480	59,946
	C/S - Specialty Mowing			84-8486	
	Fees-Landfill			10-9004	4,000
c410909	C/S - Paving			84-8497	
c410909	R/M Other			84-8497	
c411703	C/S - Bridge Repairs			84-8485	7,000
c411808	P/S - Sidewalk Design			84-8490	185,553
c411808	C/S - Sidewalk			84-8479	-
	C/S - Installed Sod			10-5003	62,250
	C/S - Landscaping			84-8493	
	C/S - ROW Reclamation			84-8484	-
	C/S - Concrete Flatwork			84-8478	5,000
	C/S - Pipe Liner			84-8494	20,000
	C/S - Survey			84-8499	-
	C/S - Community Plan			84-8491	
	C/S - Other Contractual Svcs			84-8491	
	C/S - Aquatic Weed\Herbicide Svcs.			84-8412	
	TOTAL CONTRACT SERVICES				343,749
	TOTAL WORK PROGRAM				882,187
	TAX COLLECTOR-COLLECTION FEE				20,585
	DEBT SERVICE		c410909 Principal Pymts		
			c410909 Interest Pymts		
	GRAND TOTAL MSBU WORK PROGRAM				$ 902,772

Budget by Single MSBU

Budget Year: 2022-BUDGET
MSBU Code: Gulf Cove St/Dr Mtc

Department: All Departments
Activity: All Activities

WO #	Activity	Work Quantity	Work UOM	ADP	Crew Days	Crew Size	Labor Days	Labor Cost	Tool Cost	Parts Cost	Lump Sum	Budget Total
1707514	10-1001-A/C Maint. Potholes	2.00	TN	2.00	1.00	2.25	2.25	1,533.97	141.44	257.09	0.00	1,932.51
1728785	10-1004-A/C Dway Maint	1.00	TN	4.00	0.25	3.75	0.94	648.88	53.68	137.00	0.00	839.56
1707746	10-1005-Open Road Cut Repairs	1.00	TN	7.50	0.13	4.00	0.52	364.56	16.35	94.12	0.00	475.03
1720408	10-1006-Pvmnt Rst Builders	0.00	TN	2.00	0.00	2.30	0.00	0.00	0.00	0.00	0.00	0.00
1720465	10-2002-Catch Basins	1.00	CB	1.00	1.00	3.00	3.00	2,085.56	348.00	401.99	0.00	2,835.55
1720555	10-2005-Con Drways	2,000.00	SF	300.00	6.67	3.25	21.68	15,214.31	2,036.35	10,142.79	0.00	27,393.46
1728786	10-2006-Seawall Repair	2.00	RPR	1.50	1.33	0.00	0.00	0.00	0.00	0.00	0.00	0.00
1720619	10-2010-Concrete Armoring	24.00	CY	12.00	2.00	4.05	8.10	5,776.11	986.65	6,068.70	0.00	12,831.46
1720636	10-2011-Catch Basin Repair	3.00	RPR	1.00	3.00	2.00	6.00	4,143.20	554.67	681.50	0.00	5,379.37
1720898	10-3001-Drainage Maint.	75,000.00	SF	3,500.00	21.43	4.25	91.08	64,592.76	11,024.66	10.32	0.00	75,627.75
1721040	10-3003-VAC Cul Clean	300.00	CULV	10.00	30.00	3.10	93.00	63,085.15	12,633.00	0.00	0.00	75,718.15
1723228	10-3004-Sm Pipe Inst	240.00	LF	32.00	7.50	3.00	22.50	15,709.98	3,288.75	9,960.57	0.00	28,959.30
1723275	10-3005-Sm Pipe Rpr	3.00	RPR	2.00	1.50	3.00	4.50	3,142.00	657.75	142.43	0.00	3,942.18
1721234	10-3006-Menzi Muck	0.00	SF	33,000.00	0.00	1.00	0.00	0.00	0.00	0.00	0.00	0.00
1721265	10-3007-MAN Cul Clean	0.00	SF	1,500.00	0.00	3.00	0.00	0.00	0.00	0.00	0.00	0.00
1721287	10-3009-Sidelot Outfall	20,000.00	SF	2,500.00	8.00	4.00	32.00	22,853.38	4,009.60	1,917.25	0.00	28,780.22
1721302	10-3010-Lg Pipe Inst	0.00	LF	40.00	0.00	4.00	0.00	0.00	0.00	0.00	0.00	0.00
1721318	10-3011-Lg Pipe Rpr	1.00	EA	2.00	0.50	4.00	2.00	1,428.34	219.25	86.08	0.00	1,733.66
1723333	10-3014-Drg Mtc Regrading	4,000.00	SF	5,000.00	0.80	4.00	3.20	2,285.34	292.72	0.00	0.00	2,578.06
1723367	10-4002-Shoulder Repr	1.00	SM	0.50	2.00	4.00	8.00	5,635.97	870.00	501.05	0.00	7,007.02
1728787	10-4006-Guardrail Maintenance	5.00	LHR	30.00	0.17	3.25	0.55	367.85	0.00	0.00	0.00	367.85
1723418	10-5000-Brush Cut-Response	20.00	ICD	12.00	1.67	3.00	5.01	3,341.95	411.49	0.00	0.00	3,753.44
1723468	10-5002-Sod by M&O	400.00	SF	1,000.00	0.40	2.00	0.80	541.26	83.16	385.00	0.00	1,009.42
1708735	10-5003-C/S-Sod Instlld	62,250.00	DOL	1,000.00	62.25	0.00	0.00	0.00	0.00	0.00	62,250.00	62,250.00
1723683	10-5004-BC Flail Mowr	850,000.00	CY	12,000.00	70.83	1.00	70.83	51,232.76	20,739.02	0.00	0.00	71,971.78
1723705	10-5005-Sod Watering	12,000.00	GAL	2,400.00	5.00	1.00	5.00	3,616.60	377.50	0.00	0.00	3,994.10
1722803	10-8003-Fuel Truck	100.00	LHR	10.00	10.00	1.00	10.00	7,415.20	2,058.00	0.00	0.00	9,473.20
1722936	10-8004-Transport	20.00	LHR	3.00	6.67	1.00	6.67	5,203.99	1,849.59	0.00	0.00	7,053.58
1722975	10-9002-Misc. Activity	20.00	LHR	10.00	2.00	1.00	2.00	1,259.65	74.40	0.00	0.00	1,334.05
1709016	10-9004-Landfill Fees	4,000.00	DOL	0.00	4,000.00	0.00	0.00	0.00	0.00	0.00	4,000.00	4,000.00
1728788	10-9007-Bridge Maint	5.00	LHR	10.00	0.50	1.00	0.50	340.00	0.00	0.00	0.00	340.00
1723765	10-9020-ROW Clr & Haul	40.00	TN	5.00	8.00	3.00	24.00	16,757.31	5,428.80	0.00	0.00	22,186.11
1723810	10-9030-Inspection - Field	60.00	ICD	10.00	6.00	2.00	12.00	8,698.99	223.20	0.00	0.00	8,922.19
1709196	10-9031-Inspection C/S Mowing	60.00	LHR	10.00	6.00	1.00	6.00	0.00	223.20	0.00	0.00	223.20
1709920	10-9034-Inspection C/S Veg Remvl	0.00	LHR	10.00	0.00	1.00	0.00	0.00	0.00	0.00	0.00	0.00
1709973	10-9852-Supervision	200.00	LHR	10.00	20.00	1.00	20.00	16,887.52	744.00	0.00	0.00	17,631.52

Budget by Single MSBU

Budget Year: 2022-BUDGET
MSBU Code: Gulf Cove St/Dr Mtc

Department: All Departments
Activity: All Activities

WO #	Activity	Work Quantity	Work UOM	ADP	Crew Days	Crew Size	Labor Days	Labor Cost	Tool Cost	Parts Cost	Lump Sum	Budget Total
1710386	10-9866-MSDR	90.00	LHR	10.00	9.00	1.00	9.00	5,685.64	0.00	0.00	0.00	5,685.64
	Program 10 Totals:	**1,030,849.00**			**4,295.60**		**471.13**	**329,848.23**	**69,345.23**	**30,785.89**	**66,250.00**	**496,229.36**
1723901	60-6001-Sign Maintenance	900.00	SGN	24.00	37.50	1.20	45.00	29,886.48	1,987.50	7,072.14	0.00	38,946.12
1723933	60-6002-Sign Preparation	150.00	SGN	26.00	5.77	1.00	5.77	3,832.11	0.00	4,048.48	0.00	7,880.59
1728789	60-6005-Sign Install	10.00	SGN	20.00	0.50	1.00	0.50	332.07	26.50	281.44	0.00	640.01
1724045	60-6008-Herbicide Sign Shop	1,500.00	SGN	170.00	8.82	1.15	10.14	6,736.41	746.52	86.26	0.00	7,569.20
1713630	60-6009-Hand Liners (Legends)	0.00	LGD	50.00	0.00	4.45	0.00	0.00	0.00	0.00	0.00	0.00
1713597	60-6010-Sign Inspection	4,400.00	SGN	160.00	27.50	1.00	27.50	18,263.96	1,023.00	0.00	0.00	19,286.96
1711051	60-6013-TSM Trouble Calls	10.00	ICD	2.00	5.00	1.25	6.25	4,281.68	214.50	283.75	0.00	4,779.93
1711069	60-6052-Supervision	35.00	LHR	10.00	3.50	1.00	3.50	2,324.50	185.50	0.00	0.00	2,510.00
	Program 60 Totals:	**7,005.00**			**88.59**		**98.66**	**65,657.21**	**4,183.52**	**11,772.07**	**0.00**	**81,612.81**
1711155	84-8478-C/S Concrete Flatwork	5,000.00	DOL	0.00	0.00	0.00	0.00	0.00	0.00	0.00	5,000.00	5,000.00
1748208	84-8479-New Sidewalk Installation	0.00	DOL	0.00	0.00	0.00	0.00	0.00	0.00	0.00	0.00	0.00
1713435	84-8480-C/S Mowing	59,946.00	DOL	0.00	0.00	0.00	0.00	0.00	0.00	0.00	59,946.00	59,946.00
1713400	84-8484-C/S Vegetation Removal	0.00	DOL	0.00	0.00	0.00	0.00	0.00	0.00	0.00	0.00	0.00
1711257	84-8485-C/S Bridge Repair	7,000.00	DOL	0.00	0.00	0.00	0.00	0.00	0.00	0.00	7,000.00	7,000.00
1711316	84-8487-Contract Paving	0.00	DOL	0.00	0.00	0.00	0.00	0.00	0.00	0.00	0.00	0.00
1711381	84-8490-Professional Engineer Svcs	185,553.00	DOL	0.00	0.00	0.00	0.00	0.00	0.00	0.00	185,553.00	185,553.00
1713264	84-8491-Oth Contr Svc 1 (See File)	0.00	DOL	0.00	0.00	0.00	0.00	0.00	0.00	0.00	0.00	0.00
1711470	84-8493-Contract Landscaping	0.00	DOL	0.00	0.00	0.00	0.00	0.00	0.00	0.00	0.00	0.00
1739178	84-8494-C/S Pipe Liner	20,000.00	DOL	0.00	0.00	0.00	0.00	0.00	0.00	0.00	20,000.00	20,000.00
1711491	84-8495-Oth Contr Svc General	0.00	DOL	0.00	0.00	0.00	0.00	0.00	0.00	0.00	0.00	0.00
1711515	84-8496-C/S Specialty Mowing	0.00	DOL	0.00	0.00	0.00	0.00	0.00	0.00	0.00	0.00	0.00
1711969	84-8497-C/S Pvmt Rejuvenation	0.00	DOL	0.00	0.00	0.00	0.00	0.00	0.00	0.00	0.00	0.00
1712679	84-8499 - C/S Survey	0.00	DOL	0.00	0.00	1.00	0.00	0.00	0.00	0.00	0.00	0.00
	Program 84 Totals:	**277,499.00**			**0.00**		**0.00**	**0.00**	**0.00**	**0.00**	**277,499.00**	**277,499.00**
1712151	93-9357-Project Management	495.60	LHR	20.00	24.78	0.50	12.39	10,174.47	921.82	0.00	0.00	11,096.29
	Program 93 Totals:	**495.60**			**24.78**		**12.39**	**10,174.47**	**921.82**	**0.00**	**0.00**	**11,096.29**
1712564	94-9497-Paving Inspection	0.00	LHR	8.00	0.00	1.00	0.00	0.00	0.00	0.00	0.00	0.00
	Program 94 Totals:	**0.00**			**0.00**		**0.00**	**0.00**	**0.00**	**0.00**	**0.00**	**0.00**
1712511	96-9605-Stormwater Design Support	0.00	LHR	20.00	0.00	2.00	0.00	0.00	0.00	0.00	0.00	0.00
	Program 96 Totals:	**0.00**			**0.00**		**0.00**	**0.00**	**0.00**	**0.00**	**0.00**	**0.00**
1712452	97-9701-Traffic Engr	0.00	LHR	15.00	0.00	1.50	0.00	0.00	0.00	0.00	0.00	0.00
	Program 97 Totals:	**0.00**			**0.00**		**0.00**	**0.00**	**0.00**	**0.00**	**0.00**	**0.00**

Budget by Single MSBU

Budget Year: 2022-BUDGET
MSBU Code:

Department: All Departments
Activity: All Activities

WO #	Activity	Work Quantity	Work UOM	ADP	Crew Days	Crew Size	Labor Days	Labor Cost	Tool Cost	Parts Cost	Lump Sum	Budget Total
	PW-GCM Totals:	1,315,848.60			4,408.97		582.18	405,679.91	74,450.57	42,557.96	343,749.00	866,437.46

1308

APPROVED
9.27.21

CHARLOTTE COUNTY PUBLIC WORKS DIVISION
FY 2022/23 BUDGET
GULF COVE ST/DR MAINT UNIT (WD)
FUND # 1308
PROPOSED MAINTENANCE WORK PROGRAM

ESTIMATED ERU'S - FY 22/23 - OCCUPIED		2,779.15
ESTIMATED ERU'S - FY 22/23 - VACANT		5,454.70
	COST PER ERU	TOTAL
PROJECTED FUND BALANCE - 10/1/22		$ 1,012,697
ESTIMATED REVENUE AT PROPOSED RATE	**$ 125.00**	
		982,057
TOTAL REVENUE AT PROPOSED RATES		
FUNDS AVAILABLE		1,994,754
GRAND TOTAL MSBU WORK PROGRAM	$ 105.45	868,252
BALANCE AFTER PROGRAM		**1,126,502**
OTHER CASH OUTFLOWS (TRANSFERS OUT)		-
PROJECTED FUND BALANCE - 9/30/23		**$ 1,126,502**
TRANSFERS AND RESERVES SUMMARY		
RESERVE FOR FUTURE CAPITAL OUTLAY		727,551
RESERVE FOR CONTINGENCY-REGULAR		199,475
BALANCE TO BE CARRIED FORWARD		199,475
TOTAL TRANSFERS AND RESERVES		**1,126,502**
******TOTAL CASH OUTFLOWS AND RESERVES/BALANCES******		**1,994,754**
Desired Minimum Fund Balance:	$144,709	
Allowable Fund Balance	$398,951	

RATE HISTORY:	UNIT OF MEAS	COST PER UOM	PER 80' LOT
FY 2013/14 - Vacant	ERU	$ 166.00	$ 166.00
FY 2013/14 - Occupied	ERU	$ 155.00	$ 155.00
FY 2014/15 - Vacant	ERU	$ 166.00	$ 166.00
FY 2014/15 - Occupied	ERU	$ 155.00	$ 155.00
FY 2015/16 - Vacant	ERU	$ 166.00	$ 166.00
FY 2015/16 - Occupied	ERU	$ 155.00	$ 155.00
FY 2016/17 - Vacant	ERU	$ 166.00	$ 166.00
FY 2016/17 - Occupied	ERU	$ 155.00	$ 155.00
FY 2017/18 - Vacant	ERU	$ 166.00	$ 166.00
FY 2017/18 - Occupied	ERU	$ 155.00	$ 155.00
FY 2018/19 - Vacant	ERU	$ 166.00	$ 166.00
FY 2018/19 - Occupied	ERU	$ 155.00	$ 155.00
FY 2019/20 - Vacant	ERU	$ 166.00	$ 166.00
FY 2019/20 - Occupied	ERU	$ 155.00	$ 155.00
FY 2020/21 - Vacant	ERU	$ 166.00	$ 166.00
FY 2020/21 - Occupied	ERU	$ 155.00	$ 155.00
FY 2021/22 - Vacant	ERU	$ 166.00	$ 166.00
FY 2021/22 - Occupied	ERU	$ 155.00	$ 155.00
FY 2022/23 - Vacant Proposed	ERU	$ 125.00	$ 125.00
FY 2022/23 - Occupied Proposed	ERU	$ -	$ -

CURRENT MAXIMUM RATE $ 166.00

Totals may not add due to rounding.

APPROVED
9.27.21

CHARLOTTE COUNTY PUBLIC WORKS DIVISION
FY 2022/23 BUDGET
GULF COVE ST/DR MAINT UNIT (WD)
FUND # 1308
PROPOSED MAINTENANCE WORK PROGRAM

	PUBLIC WORKS SERVICES				TOTAL EXP
	Maintenance Services				$ 362,638
	Equipment Replacement Charges				75,172
	Signing & Marking Materials				11,772
	Road/Drainage Maintenance Materials				29,063
	TOTAL PUBLIC WORKS SERVICES				478,645
	OTHER DIRECT COSTS				
	Postage & Notices				-
	Central/Indirect Services Allocation				16,379
	Advertising - Legal				150
	TOTAL OTHER DIRECT COST				16,529
	CONTRACT SERVICES	C/O $	NEW $		
	C/S - ROW Mowing			84-8480	61,744
	Fees-Landfill			10-9004	4,000
c410909	C/S - Paving			84-8497	
c410909	R/M Other			84-8497	
c411703	C/S - Bridge Repairs			84-8485	
c411808	P/S - Sidewalk Design			84-8490	
c411808	OTB - Sidewalk			84-8495	-
c412302	OTB - Bridge Rehab Eng			84-8495	46,000
c412302	OTB - Bridge Rehab			84-8495	153,500
	C/S - Installed Sod			10-5003	62,250
	C/S - Landscaping			84-8493	
	C/S - ROW Reclamation			84-8484	-
	C/S - Concrete Flatwork			84-8478	5,000
	C/S - Pipe Liner			84-8494	20,000
	C/S - Survey			84-8499	-
	C/S - Community Plan			84-8491	-
	C/S - Other Contractual Svcs			84-8491	
	C/S - Aquatic Weed\Herbicide Svcs.			84-8412	
	C/S - Specialty Mowing			84-8496	
	TOTAL CONTRACT SERVICES				352,494
	TOTAL WORK PROGRAM				847,668
	TAX COLLECTOR-COLLECTION FEE				20,585
	DEBT SERVICE		c411808 Principal Pymts		
			c411808 Interest Pymts		
	GRAND TOTAL MSBU WORK PROGRAM				$ 868,252

Budget by Single MSBU

Budget Year: 2023-BUDGET
MSBU Code: Gulf Cove St/Dr Mtc

Department: All Departments
Activity: All Activities

WO #	Activity	Work Quantity	Work UOM	ADP	Crew Days	Crew Size	Labor Days	Labor Cost	Tool Cost	Parts Cost	Lump Sum	Budget Total
1726519	10-1001-A/C Maint. Potholes	2.00	TN	2.00	1.00	2.25	2.25	1,595.39	148.54	257.68	0.00	2,001.61
1727744	10-1004-A/C Dway Maint	1.00	TN	4.00	0.25	3.75	0.94	674.85	56.38	137.31	0.00	868.54
1721116	10-1005-Open Road Cut Repairs	1.00	TN	7.50	0.13	4.00	0.52	379.15	17.17	94.33	0.00	490.65
1724455	10-1006-Pvmnt Rst Builders	0.00	TN	2.00	0.00	2.30	0.00	0.00	0.00	0.00	0.00	0.00
1724479	10-2002-Catch Basins	1.00	CB	1.00	1.00	3.00	3.00	2,169.01	430.40	401.99	0.00	3,001.40
1724416	10-2005-Con Drways	2,000.00	SF	300.00	6.67	3.25	21.68	15,823.04	2,375.52	10,142.79	0.00	28,341.35
1728818	10-2006-Seawall Repair	2.00	RPR	1.50	1.33	0.00	0.00	0.00	0.00	0.00	0.00	0.00
1724955	10-2010-Concrete Armoring	24.00	CY	12.00	2.00	4.05	8.10	6,007.22	800.05	6,068.70	0.00	12,875.97
1724923	10-2011-Catch Basin Repair	3.00	RPR	1.00	3.00	2.00	6.00	4,308.97	582.59	683.06	0.00	5,574.62
1725043	10-3001-Drainage Maint.	75,000.00	SF	3,500.00	21.43	4.25	91.08	67,178.50	11,579.16	10.32	0.00	78,767.99
1725160	10-3003-VAC Cul Clean	300.00	CULV	10.00	30.00	2.00	60.00	43,993.00	13,266.00	0.00	0.00	57,259.00
1725661	10-3004-Sm Pipe Inst	240.00	LF	32.00	7.50	3.00	22.50	16,338.73	3,453.75	9,960.57	0.00	29,753.05
1725703	10-3005-Sm Pipe Rpr	3.00	RPR	2.00	1.50	3.00	4.50	3,267.75	690.75	142.43	0.00	4,100.93
1725271	10-3006-Menzi Muck	0.00	SF	33,000.00	0.00	1.15	0.00	0.00	0.00	0.00	0.00	0.00
1725743	10-3007-MAN Cul Clean	0.00	SF	1,500.00	0.00	3.00	0.00	0.00	0.00	0.00	0.00	0.00
1725766	10-3009-Sidelot Outfall	2,000.00	SF	2,500.00	0.80	4.00	3.20	2,376.83	421.12	191.72	0.00	2,989.67
1725784	10-3010-Lg Pipe Inst	0.00	LF	40.00	0.00	4.00	0.00	0.00	0.00	0.00	0.00	0.00
1725800	10-3011-Lg Pipe Rpr	1.00	EA	2.00	0.50	4.00	2.00	1,485.52	230.25	86.08	0.00	1,801.84
1725821	10-3014-Drg Mtc Regrading	4,000.00	SF	5,000.00	0.80	4.00	3.20	2,376.83	307.44	0.00	0.00	2,684.27
1725879	10-4002-Shoulder Repr	1.00	SM	0.50	2.00	4.00	8.00	5,861.60	913.60	501.05	0.00	7,276.25
1716392	10-4006-Guardrail Maintenance	5.00	LHR	30.00	0.17	4.00	0.68	508.29	79.25	0.00	0.00	587.54
1725931	10-5000-Brush Cut-Response	20.00	ICD	12.00	1.67	3.00	5.01	3,475.63	432.20	0.00	0.00	3,907.82
1725971	10-5002-Sod by M&O	400.00	SF	1,000.00	0.40	2.00	0.80	562.93	87.32	385.00	0.00	1,035.25
1716501	10-5003-C/S-Sod Instlld	62,250.00	DOL	1,000.00	62.25	0.00	0.00	0.00	0.00	0.00	62,250.00	62,250.00
1725990	10-5004-BC Flail Mowr	850,000.00	CY	12,000.00	70.83	1.00	70.83	53,285.41	21,780.23	0.00	0.00	75,065.63
1726054	10-5005-Sod Watering	12,000.00	GAL	2,400.00	5.00	1.00	5.00	3,761.50	396.50	0.00	0.00	4,158.00
1726172	10-8003-Fuel Truck	100.00	LHR	10.00	10.00	1.00	10.00	7,711.81	2,161.00	0.00	0.00	9,872.81
1726227	10-8004-Transport	20.00	LHR	3.00	6.67	1.00	6.67	5,412.15	1,942.30	0.00	0.00	7,354.45
1726271	10-9002-Misc. Activity	20.00	LHR	10.00	2.00	1.00	2.00	1,310.03	78.20	0.00	0.00	1,388.23
1716776	10-9004-Landfill Fees	4,000.00	DOL	0.00	4,000.00	0.00	0.00	0.00	0.00	0.00	4,000.00	4,000.00
1726317	10-9007-Bridge Maint	5.00	LHR	10.00	0.50	1.00	0.50	353.60	0.00	0.00	0.00	353.60
1726357	10-9020-ROW Clr & Haul	40.00	TN	5.00	8.00	3.00	24.00	17,427.98	5,701.60	0.00	0.00	23,129.58
1726433	10-9030-Inspection - Field	0.00	ICD	10.00	0.00	2.00	0.00	0.00	0.00	0.00	0.00	0.00
1716947	10-9031-Inspection C/S Mowing	60.00	LHR	10.00	6.00	1.00	6.00	0.00	234.60	0.00	0.00	234.60
1717000	10-9034-Inspection C/S Veg Remvl	0.00	LHR	10.00	0.00	1.00	0.00	0.00	0.00	0.00	0.00	0.00
1717044	10-9852-Supervision	200.00	LHR	10.00	20.00	1.00	20.00	17,563.02	782.00	0.00	0.00	18,345.02

Budget by Single MSBU

Budget Year: 2023-BUDGET
MSBU Code: Gulf Cove St/Dr Mtc

Department: All Departments
Activity: All Activities

WO #	Activity	Work Quantity	Work UOM	ADP	Crew Days	Crew Size	Labor Days	Labor Cost	Tool Cost	Parts Cost	Lump Sum	Budget Total
1717055	10-9866-MSDR	90.00	LHR	10.00	9.00	1.00	9.00	5,913.06	0.00	0.00	0.00	5,913.06
	Program 10 Totals:	**1,012,789.00**			**4,282.40**		**397.45**	**291,121.80**	**68,947.92**	**29,063.03**	**66,250.00**	**455,382.73**
1726625	60-6001-Sign Maintenance	900.00	SGN	24.00	37.50	1.20	45.00	31,081.94	2,088.75	7,072.14	0.00	40,242.83
1726721	60-6002-Sign Preparation	150.00	SGN	26.00	5.77	1.00	5.77	3,985.40	0.00	4,048.48	0.00	8,033.88
1726837	60-6003-Striping	0.00	FS	30,000.00	0.00	4.00	0.00	0.00	0.00	0.00	0.00	0.00
1726866	60-6005-Sign Install	10.00	SGN	20.00	0.50	1.00	0.50	345.35	27.85	281.44	0.00	654.65
1727014	60-6008-Herbicide Sign Shop	1,500.00	SGN	170.00	8.82	1.15	10.14	7,005.87	784.05	86.26	0.00	7,876.18
1727071	60-6009-Hand Liners (Legends)	0.00	LGD	50.00	0.00	4.45	0.00	0.00	0.00	0.00	0.00	0.00
1727119	60-6010-Sign Inspection	4,400.00	SGN	160.00	27.50	1.00	27.50	18,994.52	2,607.00	0.00	0.00	21,601.52
1717704	60-6013-TSM Trouble Calls	10.00	ICD	2.00	5.00	1.25	6.25	4,452.95	225.25	283.75	0.00	4,961.94
1717722	60-6052-Supervision	35.00	LHR	10.00	3.50	1.00	3.50	2,417.48	194.95	0.00	0.00	2,612.43
	Program 60 Totals:	**7,005.00**			**88.59**		**98.66**	**68,283.51**	**5,927.85**	**11,772.07**	**0.00**	**85,983.43**
1717816	84-8478-C/S Concrete Flatwork	5,000.00	DOL	0.00	0.00	0.00	0.00	0.00	0.00	0.00	5,000.00	5,000.00
1748207	84-8479-New Sidewalk Installation	0.00	DOL	0.00	0.00	0.00	0.00	0.00	0.00	0.00	0.00	0.00
1717838	84-8480-C/S Mowing	61,744.00	DOL	0.00	0.00	0.00	0.00	0.00	0.00	0.00	61,744.00	61,744.00
1717898	84-8484-C/S Vegetation Removal	0.00	DOL	0.00	0.00	0.00	0.00	0.00	0.00	0.00	0.00	0.00
1717922	84-8485-C/S Bridge Repair	0.00	DOL	0.00	0.00	0.00	0.00	0.00	0.00	0.00	0.00	0.00
1717978	84-8487-Contract Paving	0.00	DOL	0.00	0.00	0.00	0.00	0.00	0.00	0.00	0.00	0.00
1718044	84-8490-Professional Engineer Svcs	46,000.00	DOL	0.00	0.00	0.00	0.00	0.00	0.00	0.00	46,000.00	46,000.00
1718098	84-8491-Oth Contr Svc 1 (See File)	0.00	DOL	0.00	0.00	0.00	0.00	0.00	0.00	0.00	0.00	0.00
1718136	84-8493-Contract Landscaping	0.00	DOL	0.00	0.00	0.00	0.00	0.00	0.00	0.00	0.00	0.00
1739194	84-8494-C/S Pipe Liner	20,000.00	DOL	0.00	0.00	0.00	0.00	0.00	0.00	0.00	20,000.00	20,000.00
1718158	84-8495-Oth Contr Svc General	153,500.00	DOL	0.00	0.00	0.00	0.00	0.00	0.00	0.00	153,500.00	153,500.00
1718182	84-8496-C/S Specialty Mowing	0.00	DOL	0.00	0.00	0.00	0.00	0.00	0.00	0.00	0.00	0.00
1718225	84-8497-C/S Pvmt Rejuvenation	0.00	DOL	0.00	0.00	0.00	0.00	0.00	0.00	0.00	0.00	0.00
1718237	84-8499 - C/S Survey	0.00	DOL	0.00	0.00	1.00	0.00	0.00	0.00	0.00	0.00	0.00
	Program 84 Totals:	**286,244.00**			**0.00**		**0.00**	**0.00**	**0.00**	**0.00**	**286,244.00**	**286,244.00**
1718413	93-9357-Project Management	151.30	LHR	20.00	7.57	0.50	3.79	3,232.51	295.99	0.00	0.00	3,528.50
	Program 93 Totals:	**151.30**			**7.57**		**3.79**	**3,232.51**	**295.99**	**0.00**	**0.00**	**3,528.50**
1718474	94-9497-Paving Inspection	0.00	LHR	8.00	0.00	1.00	0.00	0.00	0.00	0.00	0.00	0.00
	Program 94 Totals:	**0.00**			**0.00**		**0.00**	**0.00**	**0.00**	**0.00**	**0.00**	**0.00**
1718524	96-9605-Stormwater Design Support	0.00	LHR	20.00	0.00	2.00	0.00	0.00	0.00	0.00	0.00	0.00
	Program 96 Totals:	**0.00**			**0.00**		**0.00**	**0.00**	**0.00**	**0.00**	**0.00**	**0.00**
1718583	97-9701-Traffic Engr	0.00	LHR	15.00	0.00	1.50	0.00	0.00	0.00	0.00	0.00	0.00

Budget by Single MSBU

Budget Year: 2023-BUDGET
MSBU Code:

Department: All Departments
Activity: All Activities

WO #	Activity	Work Quantity	Work UOM	ADP	Crew Days	Crew Size	Labor Days	Labor Cost	Tool Cost	Parts Cost	Lump Sum	Budget Total
	Program 97 Totals:	0.00			0.00		0.00	0.00	0.00	0.00	0.00	0.00
	PW-GCM Totals:	1,306,189.30			4,378.56		499.90	362,637.82	75,171.76	40,835.10	352,494.00	831,138.66

FY2022 Capital Improvements Budget / FY 2022 - FY 2027 Project Detail — Project No. c410909

GENERAL PROJECT DATA:		Status	In Closeout
Project Title:	Gulf Cove Paving Program		
Functional Area:	Road Maintenance		
Department:	Public Works\Engineering		
Location:	Gulf Cove MSBU, West County		

CONCURRENCY REQUIREMENTS:	(Y/N)
Does project add new capacity?	No
Is project required to maintain level of service:	
- Within 5 years? List project in CIE	No
- From 6 to 10 years? Monitor Annually	No

PROJECT NEED CRITERIA	
Safety	
Mandate	
Replace	
Maint	X

PROJECT SCHEDULE	FY22 (1 2 3 4)	FY23 (1 2 3 4)	FY24 (1 2 3 4)	FY25 (1 2 3 4)	FY26 (1 2 3 4)	FY27 (1 2 3 4)
Desgn/Arch						
Land/ROW						
Construct						
Equipment						

PROJECT DESCRIPTION:

Pavement maintenance of MSBU roadways. Includes the repaving of existing paved roadways throughout the MSBU not previously paved in the limited program as well as the rejuvenation of existing paved roadways throughout the MSBU.

The external loan will have a 10 year pay back period, and will be repaid from assessments within the Gulf Cove MSBU.

PROJECT RATIONALE (Include Additional LOS Detail, if necessary):

The streets included in this project are in poor condition and are providing a low level of service to the Community.

The proposed work will restore the streets to good condition. The proposed rejuvenation will preserve the life of the roads in the MSBU.

OPERATING BUDGET IMPACT:

Total Length in Miles	93.5
Total Resurfacing	79.8

REPLACEMENT COUNTY PROPERTY NO.:

	Prior Actual	Est FY21	Calc. for FY22: Orig. FY22	Calc. for FY22: Est c/o to FY22	Calc. for FY22: New $ FY22	FY22	FY23	FY24	FY25	FY26	FY27	FUTURE	Total
EXPENDITURE PLAN (000'S)													
Design/Arch/Eng													
Land (or ROW)													
Construction	8,713												8,713
Internal Costs	183												183
Equipment													
Interest	437	25		20	-20								463
Other Fees & Costs													
Total Project Cost	9,334	25		20	-20								9,360
FUNDING PLAN (000'S)													
MSBU/TU Assessments	2,534	25		20	-20								2,560
Debt Proceeds	6,800												6,800
TOTAL FUNDING	9,334	25		20	-20								9,360
LOAN REPAYMENT SCHEDULE (000'S)													
Assessments	6,120	680											6,800
TOTAL LOAN REPAYMENT	6,120	680											6,800
OPERATING BUDGET IMPACT (000'S)													
Personal Svc.													
Non-personal													
Capital													
Total Operating													

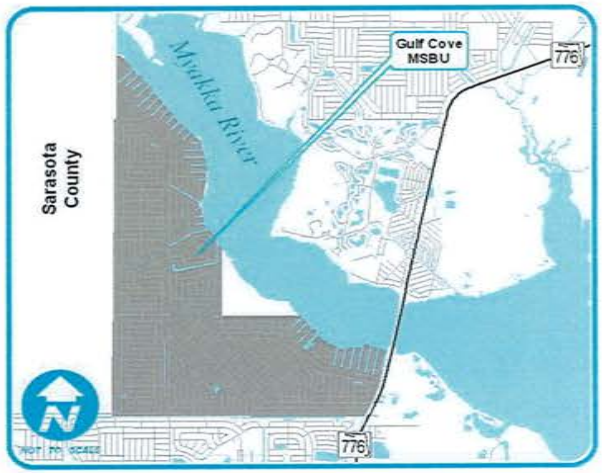

FY2022 Capital Improvements Budget / FY 2022 - FY 2027 Project Detail

Project No. c411808

GENERAL PROJECT DATA: Status In Progress

Project Title:	Gulf Cove Pathways
Functional Area:	Pedestrian Mobility
Department:	Public Works Engineering
Location:	Gulf Cove, West County

CONCURRENCY REQUIREMENTS	(Y/N)
Does project add new capacity?	Yes/No
Is project required to maintain level of service:	
- Within 5 years? List project in CIE	Yes/No
- From 6 to 10 years? Monitor Annually	Yes/No

PROJECT NEED CRITERIA	
Safety	
Mandate	
Replace	
Growth	

PROJECT SCHEDULE	FY22 1 2 3 4	FY23 1 2 3 4	FY24 1 2 3 4	FY25 1 2 3 4	FY26 1 2 3 4	FY27 1 2 3 4
Desgn/Arch						
Land/ROW						
Construct						
Equipment						

PROJECT DESCRIPTION: This project is to design and construct 8' multi-use pathways along the following:

1) David Blvd (Holton Ter. To Forseman Blvd)	14,400 LF	Construction in phases
2) Gillot Blvd. (SR776 to David Blvd)	9,800 LF	Phase 1 Gilliot Blvd.
3) Forseman Blvd. (David Blvd. to Holton Ter.)	9,735 LF	Phase 2 David Blvd.
4) Holton Ter (Forseman Blvd to David Blvd)	2,100 LF	Phase 3 Forseman Blvd and Holton Ter.
Total	**36,035 LF**	

PROJECT RATIONALE (Include Additional LOS Detail, if necessary):

The Gulf Cove committee requested that sidewalks be constructed.

OPERATING BUDGET IMPACT:

Mowing and edging to be funded by the MSBU

8,400

REPLACEMENT COUNTY PROPERTY NO.:

	Prior Actual	Est FY21	Calc. for FY22 Orig. FY22	Est c/o to FY22	New $ FY22	FY22	FY23	FY24	FY25	FY26	FY27	FUTURE	Total
EXPENDITURE PLAN (000'S)													
Design/Arch/Eng	240	8		177	8	186		20					454
Land (or ROW)													
Construction			1,710		-1,710			1,960	1,776	1,590			5,326
Internal Costs	21		68	1	-70			70	60	52			203
Equipment													
Interest													
Other Fees & Costs													
Total Project Cost	260	8	1,778	179	-1,772	185		2,050	1,836	1,642			5,982
FUNDING PLAN (000'S)													
MSBU/TU Assessments	260	8	1,778	179	-1,772	185		2,050	1,836	1,642			5,982
Total Funding	260	8	1,778	179	-1,772	185		2,050	1,836	1,642			5,982
LOAN REPAYMENT SCHEDULE (000'S)													
Total Loan Repayment													
OPERATING BUDGET IMPACT (000'S)													
Personal Svc.							20	20					40
Non-personal							20	35	35	35	35		160
Capital													
Total Operating							40	55	35	35	35		200

For Project:	Gillot Blvd - NB				
Project Notes:					
Location/Name:	Incoming				
Report Generated:	8/19/2021	21:40			
Speed Intervals	5 MPH				
Time Intervals	Instant				
Traffic Report From	6/8/2021	00:00:00	through	6/14/2021	23:59:59
85th Percentile Speed	47.7 MPH				
85th Percentile Vehicles	4929				
Max Speed	75 MPH	on	6/8/2021	08:20:00	
Total Vehicles	5799				
AADT:	828				

Volumes - weekly counts

	Time	5 Day	7 Day
Average Daily		895	828
AM Peak	11:00	61	58
PM Peak	05:00	94	81

Speed

Speed Limit:	40
85th Percentile Speed:	47.7
Average Speed:	41.52

	Monday	Tuesday	Wednesday	Thursday	Friday	Saturday	Sunday
Count over limit	615	537	668	664	654	511	486
% over limit	68.6	62.7	71.0	74.0	73.6	73.0	78.4
Avg Speeder	44.8	45.1	44.6	44.8	44.7	44.8	45.1

Day/Time Ending	85th pctl (MPH)	85th pctl cnts	Total Cnts	Max Speed	Avg Speeder	% Speeders
6/8/2021 01:00:00 AM	65.0	1	1	65	62.5	100.0%
6/8/2021 02:00:00 AM	0.0	0	0	0	0.0	0.0%
6/8/2021 03:00:00 AM	0.0	0	0	0	0.0	0.0%
6/8/2021 04:00:00 AM	0.0	0	0	0	0.0	0.0%
6/8/2021 05:00:00 AM	0.0	0	0	0	0.0	0.0%
6/8/2021 06:00:00 AM	50.0	3	3	50	47.5	66.7%
6/8/2021 07:00:00 AM	52.5	10	12	65	48.0	91.7%
6/8/2021 08:00:00 AM	49.3	20	24	60	46.0	83.3%
6/8/2021 09:00:00 AM	51.7	19	22	75	46.8	95.5%
6/8/2021 10:00:00 AM	52.5	19	22	60	45.9	86.4%
6/8/2021 11:00:00 AM	46.0	35	41	55	44.5	53.7%
6/8/2021 12:00:00 PM	43.7	49	58	50	42.8	50.0%
6/8/2021 01:00:00 PM	48.4	59	69	70	45.9	62.3%
6/8/2021 02:00:00 PM	44.4	60	71	55	45.1	35.2%
6/8/2021 03:00:00 PM	47.1	66	78	60	44.8	62.8%
6/8/2021 04:00:00 PM	46.9	62	73	60	44.3	76.7%
6/8/2021 05:00:00 PM	47.5	76	90	55	44.7	72.2%
6/8/2021 06:00:00 PM	44.7	112	132	55	44.0	45.5%
6/8/2021 07:00:00 PM	46.0	45	53	60	44.6	64.2%
6/8/2021 08:00:00 PM	49.6	33	39	65	46.7	79.5%
6/8/2021 09:00:00 PM	47.1	30	35	55	44.3	71.4%
6/8/2021 10:00:00 PM	44.4	12	14	50	43.1	64.3%
6/8/2021 11:00:00 PM	60.0	11	13	75	52.5	76.9%
6/9/2021 12:00:00 AM	55.0	6	7	60	48.3	85.7%
6/9/2021 01:00:00 AM	45.0	2	2	45	42.5	50.0%
6/9/2021 02:00:00 AM	45.0	3	4	50	44.2	75.0%
6/9/2021 03:00:00 AM	45.0	2	2	45	42.5	100.0%
6/9/2021 04:00:00 AM	0.0	0	0	0	0.0	0.0%
6/9/2021 05:00:00 AM	0.0	0	0	0	0.0	0.0%
6/9/2021 06:00:00 AM	50.0	3	3	50	47.5	66.7%
6/9/2021 07:00:00 AM	47.5	6	7	50	45.0	57.1%
6/9/2021 08:00:00 AM	47.9	29	34	60	44.9	73.5%
6/9/2021 09:00:00 AM	47.3	56	66	55	45.1	56.1%
6/9/2021 10:00:00 AM	46.5	38	45	50	44.1	71.1%
6/9/2021 11:00:00 AM	46.7	58	68	50	44.0	72.1%
6/9/2021 12:00:00 PM	44.8	54	64	55	43.8	59.4%
6/9/2021 01:00:00 PM	44.8	54	64	55	43.7	65.6%
6/9/2021 02:00:00 PM	47.9	66	78	55	45.0	70.5%
6/9/2021 03:00:00 PM	48.3	59	69	55	45.1	66.7%
6/9/2021 04:00:00 PM	47.9	70	82	55	44.8	73.2%
6/9/2021 05:00:00 PM	48.2	64	75	55	44.8	77.3%
6/9/2021 06:00:00 PM	47.7	72	85	55	44.5	82.4%
6/9/2021 07:00:00 PM	48.1	46	54	60	44.7	83.3%
6/9/2021 08:00:00 PM	46.0	41	48	55	44.3	64.6%
6/9/2021 09:00:00 PM	47.5	31	37	55	44.6	75.7%
6/9/2021 10:00:00 PM	45.0	20	24	55	44.0	70.8%
6/9/2021 11:00:00 PM	50.0	13	15	55	44.8	73.3%
6/10/2021 12:00:00 AM	47.5	11	13	50	44.3	84.6%
6/10/2021 01:00:00 AM	50.0	3	3	50	44.2	100.0%

6/10/2021 02:00:00 AM	45.0	1	1	45	42.5	100.0%
6/10/2021 03:00:00 AM	50.0	3	3	50	47.5	33.3%
6/10/2021 04:00:00 AM	45.0	1	1	45	42.5	100.0%
6/10/2021 05:00:00 AM	45.0	1	1	45	42.5	100.0%
6/10/2021 06:00:00 AM	45.0	2	2	45	42.5	50.0%
6/10/2021 07:00:00 AM	48.8	18	21	55	45.8	71.4%
6/10/2021 08:00:00 AM	50.0	30	35	60	45.9	88.6%
6/10/2021 09:00:00 AM	48.1	40	47	55	45.3	68.1%
6/10/2021 10:00:00 AM	47.1	32	38	60	45.1	60.5%
6/10/2021 11:00:00 AM	47.3	54	63	55	44.6	63.5%
6/10/2021 12:00:00 PM	45.5	54	64	55	44.2	54.7%
6/10/2021 01:00:00 PM	47.7	57	67	55	44.6	73.1%
6/10/2021 02:00:00 PM	47.7	52	61	55	44.8	68.9%
6/10/2021 03:00:00 PM	47.5	45	53	65	44.7	77.4%
6/10/2021 04:00:00 PM	46.8	54	64	55	44.4	70.3%
6/10/2021 05:00:00 PM	47.9	80	94	60	44.7	78.7%
6/10/2021 06:00:00 PM	48.3	69	81	60	44.7	90.1%
6/10/2021 07:00:00 PM	48.8	51	60	55	45.3	85.0%
6/10/2021 08:00:00 PM	47.7	42	49	55	44.4	79.6%
6/10/2021 09:00:00 PM	46.7	26	31	55	44.4	77.4%
6/10/2021 10:00:00 PM	47.9	26	30	55	44.9	63.3%
6/10/2021 11:00:00 PM	47.5	13	15	55	44.2	80.0%
6/11/2021 12:00:00 AM	47.5	11	13	55	44.3	84.6%
6/11/2021 01:00:00 AM	50.0	4	5	60	48.8	80.0%
6/11/2021 02:00:00 AM	50.0	5	6	55	45.8	100.0%
6/11/2021 03:00:00 AM	45.0	3	3	45	42.5	66.7%
6/11/2021 04:00:00 AM	50.0	2	2	50	47.5	100.0%
6/11/2021 05:00:00 AM	45.0	1	1	45	42.5	100.0%
6/11/2021 06:00:00 AM	45.0	3	3	45	42.5	66.7%
6/11/2021 07:00:00 AM	48.8	6	7	50	45.8	85.7%
6/11/2021 08:00:00 AM	49.0	25	29	55	45.3	69.0%
6/11/2021 09:00:00 AM	48.0	30	35	55	45.2	62.9%
6/11/2021 10:00:00 AM	47.5	37	43	55	44.6	67.4%
6/11/2021 11:00:00 AM	48.4	35	41	55	45.4	75.6%
6/11/2021 12:00:00 PM	46.1	42	50	55	44.0	72.0%
6/11/2021 01:00:00 PM	45.9	57	67	55	44.2	58.2%
6/11/2021 02:00:00 PM	45.8	60	71	55	43.9	69.0%
6/11/2021 03:00:00 PM	48.1	52	61	55	44.7	77.0%
6/11/2021 04:00:00 PM	48.5	69	81	60	45.0	87.7%
6/11/2021 05:00:00 PM	47.9	69	81	55	44.5	81.5%
6/11/2021 06:00:00 PM	48.1	76	89	65	44.9	78.7%
6/11/2021 07:00:00 PM	48.0	54	63	60	44.8	71.4%
6/11/2021 08:00:00 PM	47.8	37	44	55	44.9	70.5%
6/11/2021 09:00:00 PM	46.7	38	45	65	45.0	75.6%
6/11/2021 10:00:00 PM	44.4	26	30	55	43.6	60.0%
6/11/2021 11:00:00 PM	45.0	15	18	50	43.6	77.8%
6/12/2021 12:00:00 AM	48.3	11	13	55	45.3	69.2%
6/12/2021 01:00:00 AM	44.1	13	15	45	42.5	73.3%
6/12/2021 02:00:00 AM	50.0	8	9	60	45.4	77.8%
6/12/2021 03:00:00 AM	45.0	3	4	50	44.2	75.0%

6/12/2021 04:00:00 AM	55.0	1	1	55	52.5	100.0%
6/12/2021 05:00:00 AM	50.0	1	1	50	47.5	100.0%
6/12/2021 06:00:00 AM	50.0	2	2	50	45.0	100.0%
6/12/2021 07:00:00 AM	45.0	3	4	50	44.2	75.0%
6/12/2021 08:00:00 AM	47.5	20	23	60	45.7	47.8%
6/12/2021 09:00:00 AM	46.2	24	28	55	44.5	53.6%
6/12/2021 10:00:00 AM	45.0	26	31	55	44.0	64.5%
6/12/2021 11:00:00 AM	48.1	39	46	55	45.5	65.2%
6/12/2021 12:00:00 PM	47.7	48	57	55	44.8	73.7%
6/12/2021 01:00:00 PM	48.3	51	60	60	44.9	83.3%
6/12/2021 02:00:00 PM	47.9	43	51	55	45.2	64.7%
6/12/2021 03:00:00 PM	46.5	43	51	55	44.0	76.5%
6/12/2021 04:00:00 PM	47.9	42	49	55	44.7	69.4%
6/12/2021 05:00:00 PM	48.6	37	44	60	45.1	90.9%
6/12/2021 06:00:00 PM	47.7	46	54	65	44.7	79.6%
6/12/2021 07:00:00 PM	46.9	39	46	55	44.2	76.1%
6/12/2021 08:00:00 PM	48.0	26	31	60	45.1	74.2%
6/12/2021 09:00:00 PM	45.8	36	42	55	43.9	69.0%
6/12/2021 10:00:00 PM	50.0	21	25	55	45.1	76.0%
6/12/2021 11:00:00 PM	50.0	13	15	60	46.3	80.0%
6/13/2021 12:00:00 AM	50.0	9	11	55	45.6	72.7%
6/13/2021 01:00:00 AM	49.0	12	14	55	45.7	78.6%
6/13/2021 02:00:00 AM	50.0	8	9	55	46.8	77.8%
6/13/2021 03:00:00 AM	45.0	2	2	45	42.5	100.0%
6/13/2021 04:00:00 AM	55.0	1	1	55	52.5	100.0%
6/13/2021 05:00:00 AM	35.0	1	1	35	0.0	0.0%
6/13/2021 06:00:00 AM	45.0	3	4	50	45.0	50.0%
6/13/2021 07:00:00 AM	45.0	1	1	45	42.5	100.0%
6/13/2021 08:00:00 AM	52.5	7	8	55	46.3	100.0%
6/13/2021 09:00:00 AM	45.0	5	6	50	43.5	83.3%
6/13/2021 10:00:00 AM	48.0	19	22	55	44.4	81.8%
6/13/2021 11:00:00 AM	50.0	30	35	60	45.8	74.3%
6/13/2021 12:00:00 PM	45.8	39	46	55	43.9	76.1%
6/13/2021 01:00:00 PM	48.6	39	46	55	46.0	58.7%
6/13/2021 02:00:00 PM	47.3	44	52	55	44.5	73.1%
6/13/2021 03:00:00 PM	48.8	41	48	70	45.1	91.7%
6/13/2021 04:00:00 PM	47.7	54	63	65	44.9	74.6%
6/13/2021 05:00:00 PM	48.4	50	59	55	44.8	88.1%
6/13/2021 06:00:00 PM	48.7	39	46	60	45.5	82.6%
6/13/2021 07:00:00 PM	51.2	36	42	70	46.4	78.6%
6/13/2021 08:00:00 PM	50.0	31	36	60	45.3	83.3%
6/13/2021 09:00:00 PM	45.0	31	37	55	43.8	75.7%
6/13/2021 10:00:00 PM	47.5	20	23	60	44.4	78.3%
6/13/2021 11:00:00 PM	47.5	13	15	50	44.3	73.3%
6/14/2021 12:00:00 AM	50.0	3	4	55	47.5	100.0%
6/14/2021 01:00:00 AM	50.0	3	4	55	47.5	100.0%
6/14/2021 02:00:00 AM	50.0	2	2	50	45.0	100.0%
6/14/2021 03:00:00 AM	0.0	0	0	0	0.0	0.0%
6/14/2021 04:00:00 AM	40.0	6	7	55	52.5	14.3%
6/14/2021 05:00:00 AM	40.0	1	1	40	0.0	0.0%

6/14/2021 06:00:00 AM	50.0	2	2	50	47.5	50.0%
6/14/2021 07:00:00 AM	48.8	10	12	55	45.5	83.3%
6/14/2021 08:00:00 AM	46.0	25	29	50	43.6	75.9%
6/14/2021 09:00:00 AM	45.0	37	44	55	44.4	47.7%
6/14/2021 10:00:00 AM	47.1	34	40	55	44.4	72.5%
6/14/2021 11:00:00 AM	47.5	51	60	60	44.8	70.0%
6/14/2021 12:00:00 PM	46.9	60	71	60	44.9	59.2%
6/14/2021 01:00:00 PM	44.8	42	50	55	44.0	60.0%
6/14/2021 02:00:00 PM	45.8	63	74	50	43.8	70.3%
6/14/2021 03:00:00 PM	48.1	54	63	60	44.7	77.8%
6/14/2021 04:00:00 PM	48.3	59	69	60	45.6	63.8%
6/14/2021 05:00:00 PM	47.1	84	99	55	44.9	57.6%
6/14/2021 06:00:00 PM	47.5	71	83	55	44.4	74.7%
6/14/2021 07:00:00 PM	48.8	45	53	55	44.9	92.5%
6/14/2021 08:00:00 PM	47.9	34	40	55	44.8	70.0%
6/14/2021 09:00:00 PM	48.6	37	43	60	45.3	74.4%
6/14/2021 10:00:00 PM	50.0	24	28	60	46.3	60.7%
6/14/2021 11:00:00 PM	48.8	14	17	70	46.5	88.2%
6/15/2021 12:00:00 AM	45.0	6	7	55	44.2	85.7%

Day/Time Ending	85th pctl (MPH)	85th pctl cnts	Total Cnts	Max Speed	Avg Speeder	% Speeders
6/9/2021 12:00:00 AM	47.4	728	857	75	45.1	62.8%
6/10/2021 12:00:00 AM	47.3	798	939	60	44.5	71.0%
6/11/2021 12:00:00 AM	47.8	762	897	65	44.8	74.0%
6/12/2021 12:00:00 AM	47.7	755	888	65	44.7	73.6%
6/13/2021 12:00:00 AM	47.7	595	700	65	44.8	73.0%
6/14/2021 12:00:00 AM	48.3	527	620	70	45.1	78.4%
6/14/2021 11:59:59 PM	47.5	763	898	70	44.8	68.5%

Incoming Weekly Counts
Gillot

from Tue-Jun-08-2021-12-00-AM to Mon-Jun-14-2021-11-59-PM

	6/7/2021	to	6/13/2021							
	Monday	Tuesday	Wednesday	Thursday	Friday	Saturday	Sunday	Week	Weekend	Week Day 85%
Hour	6/7/2021	6/8/2021	6/9/2021	6/10/2021	6/11/2021	6/12/2021	6/13/2021	Day Avg	Avg	Avg Speed
0 - 1	*	1	2	3	5	15	14	2.75	14.5	52.5
1 - 2	*	0	4	1	6	9	9	2.75	9	46.67
2 - 3	*	0	2	3	3	4	2	2	3	46.67
3 - 4	*	0	0	1	2	1	1	0.75	1	47.5
4 - 5	*	0	0	1	1	1	1	0.5	1	45
5 - 6	*	3	3	2	3	2	4	2.75	3	47.5
6 - 7	*	12	7	21	7	4	1	11.75	2.5	49.4
7 - 8	*	24	34	35	29	23	8	30.5	15.5	49.05
8 - 9	*	22	66	47	35	28	6	42.5	17	48.78
9 - 10	*	22	45	38	43	31	22	37	26.5	48.4
10 - 11	*	41	68	63	41	46	35	53.25	40.5	47.1
11 - 12	*	58	64	64	50	57	46	59	51.5	45.02
12 - 13	*	69	64	67	67	60	46	66.75	53	46.7
13 - 14	*	71	78	61	71	51	52	70.25	51.5	46.45
14 - 15	*	78	69	53	61	51	48	65.25	49.5	47.75
15 - 16	*	73	82	64	81	49	63	75	56	47.52
16 - 17	*	90	75	94	81	44	59	85	51.5	47.88
17 - 18	*	132	85	81	89	54	46	96.75	50	47.2
18 - 19	*	53	54	60	63	46	42	57.5	44	47.72
19 - 20	*	39	48	49	44	31	36	45	33.5	47.78
20 - 21	*	35	37	31	45	42	37	37	39.5	47
21 - 22	*	14	24	30	30	25	23	24.5	24	45.42
22 - 23	*	13	15	15	18	15	15	15.25	15	50.62
23 - 24	*	7	13	13	13	11	4	11.5	7.5	49.58
Totals	0	857	939	897	888	700	620			
% of Total	0%	17.49%	19.16%	18.3%	18.12%	14.28%	12.65%			

Incoming Weekly Counts
Gillot

from Tue-Jun-08-2021-12-00-AM to Mon-Jun-14-2021-11-59-PM

Hour	6/14/2021 Monday 6/14/2021	to Tuesday 6/15/2021	6/20/2021 Wednesday 6/16/2021	Thursday 6/17/2021	Friday 6/18/2021	Saturday 6/19/2021	Sunday 6/20/2021	Week Day Avg	Weekend Avg	Week Day 85% Avg Speed
0 - 1	4	*	*	*	*	*	*	4	0	50
1 - 2	2	*	*	*	*	*	*	2	0	50
2 - 3	0	*	*	*	*	*	*	0	0	0
3 - 4	7	*	*	*	*	*	*	7	0	40
4 - 5	1	*	*	*	*	*	*	1	0	40
5 - 6	2	*	*	*	*	*	*	2	0	50
6 - 7	12	*	*	*	*	*	*	12	0	48.8
7 - 8	29	*	*	*	*	*	*	29	0	46
8 - 9	44	*	*	*	*	*	*	44	0	45
9 - 10	40	*	*	*	*	*	*	40	0	47.1
10 - 11	60	*	*	*	*	*	*	60	0	47.5
11 - 12	71	*	*	*	*	*	*	71	0	46.9
12 - 13	50	*	*	*	*	*	*	50	0	44.8
13 - 14	74	*	*	*	*	*	*	74	0	45.8
14 - 15	63	*	*	*	*	*	*	63	0	48.1
15 - 16	69	*	*	*	*	*	*	69	0	48.3
16 - 17	99	*	*	*	*	*	*	99	0	47.1
17 - 18	83	*	*	*	*	*	*	83	0	47.5
18 - 19	53	*	*	*	*	*	*	53	0	48.8
19 - 20	40	*	*	*	*	*	*	40	0	47.9
20 - 21	43	*	*	*	*	*	*	43	0	48.6
21 - 22	28	*	*	*	*	*	*	28	0	50
22 - 23	17	*	*	*	*	*	*	17	0	48.8
23 - 24	7	*	*	*	*	*	*	7	0	45
Totals	898	0	0	0	0	0	0			
% of Total	100%	0%	0%	0%	0%	0%	0%			

Incoming Monthly Counts
Gillot

from Tue-Jun-08-2021-12-00-AM to Mon-Jun-14-2021-11-59-PM

Hour	Jun 2021 Monday	Tuesday	Wednesday	Thursday	Friday	Saturday	Sunday	Week Day Avg	Weekend Avg	Week Day 85% Avg Speed
0 - 1	4	1	2	3	5	15	14	3	14.5	52
1 - 2	2	0	4	1	6	9	9	2.6	9	47.5
2 - 3	0	0	2	3	3	4	2	1.6	3	46.67
3 - 4	7	0	0	1	2	1	1	2	1	45
4 - 5	1	0	0	1	1	1	1	0.6	1	43.33
5 - 6	2	3	3	2	3	2	4	2.6	3	48
6 - 7	12	12	7	21	7	4	1	11.8	2.5	49.28
7 - 8	29	24	34	35	29	23	8	30.2	15.5	48.44
8 - 9	44	22	66	47	35	28	6	42.8	17	48.02
9 - 10	40	22	45	38	43	31	22	37.6	26.5	48.14
10 - 11	60	41	68	63	41	46	35	54.6	40.5	47.18
11 - 12	71	58	64	64	50	57	46	61.4	51.5	45.4
12 - 13	50	69	64	67	67	60	46	63.4	53	46.32
13 - 14	74	71	78	61	71	51	52	71	51.5	46.32
14 - 15	63	78	69	53	61	51	48	64.8	49.5	47.82
15 - 16	69	73	82	64	81	49	63	73.8	56	47.68
16 - 17	99	90	75	94	81	44	59	87.8	51.5	47.72
17 - 18	83	132	85	81	89	54	46	94	50	47.26
18 - 19	53	53	54	60	63	46	42	56.6	44	47.94
19 - 20	40	39	48	49	44	31	36	44	33.5	47.8
20 - 21	43	35	37	31	45	42	37	38.2	39.5	47.32
21 - 22	28	14	24	30	30	25	23	25.2	24	46.34
22 - 23	17	13	15	15	18	15	15	15.6	15	50.26
23 - 24	7	7	13	13	13	11	4	10.6	7.5	48.66
Totals	898	857	939	897	888	700	620			
% of Total	15.49%	14.78%	16.19%	15.47%	15.31%	12.07%	10.69%			

Incoming Weekly Speeds
Gillot

from Tue-Jun-08-2021-12-00-AM to Mon-Jun-14-2021-11-59-PM

	6/7/2021	to	6/13/2021							
	Monday	Tuesday	Wednesday	Thursday	Friday	Saturday	Sunday	Week	Weekend	Week Day 85%
Hour	6/7/2021	6/8/2021	6/9/2021	6/10/2021	6/11/2021	6/12/2021	6/13/2021	Day Avg	Avg	Avg Speed
0 - 1	*	62	39.5	44	46	40.93	42.79	45.73	41.83	52.5
1 - 2	*	0	42	42	45.33	43.22	43.11	43.82	43.17	46.67
2 - 3	*	0	42	40.33	40.33	42	42	40.75	42	46.67
3 - 4	*	0	0	42	47	52	52	45.33	52	47.5
4 - 5	*	0	0	42	42	47	32	42	39.5	45
5 - 6	*	43.67	43.67	39.5	37	44.5	37	41.09	39.5	47.5
6 - 7	*	46.67	39.86	43.05	44.29	42	42	43.68	42	49.4
7 - 8	*	43.83	42.24	44.51	42.41	39.39	45.75	43.25	41.03	49.05
8 - 9	*	45.86	39.68	39.96	40.49	39.21	37	40.72	38.82	48.78
9 - 10	*	44.18	41.4	39.84	41.37	40.74	42.68	41.41	41.55	48.4
10 - 11	*	33.49	40.72	40.94	42.07	42.02	42.86	39.65	42.38	47.1
11 - 12	*	37.79	40.62	36.16	41.7	41.53	41.87	38.94	41.68	45.02
12 - 13	*	41.03	40.39	42.25	39.48	42.83	41.52	40.79	42.26	46.7
13 - 14	*	34.2	41.58	41.62	41.35	41.96	41.87	39.67	41.91	46.45
14 - 15	*	41.59	41.55	41.94	42.43	42	44.31	41.85	43.12	47.75
15 - 16	*	42.27	42.5	41.52	43.62	41.2	42.41	42.54	41.88	47.52
16 - 17	*	42.3	42.23	42.74	42.84	44.09	43.66	42.54	43.84	47.88
17 - 18	*	27.82	42.96	43.28	42.7	43.07	43.2	37.8	43.13	47.2
18 - 19	*	41.74	42.87	43.58	42.17	41.24	43.76	42.6	42.44	47.72
19 - 20	*	44.54	40.88	42.35	41.39	42.58	43.83	42.19	43.25	47.78
20 - 21	*	41.97	41.65	42.23	42.96	41.12	41.59	42.24	41.34	47
21 - 22	*	40.86	40.88	41.77	40.37	43	42.04	40.99	42.54	45.42
22 - 23	*	48.62	42.13	42.13	41.06	43.4	41.73	43.2	42.57	50.62
23 - 24	*	46.29	41.77	43	41.31	43	47	42.67	44.07	49.58

Incoming Weekly Speeds
Gillot

from Tue-Jun-08-2021-12-00-AM to Mon-Jun-14-2021-11-59-PM

Hour	6/14/2021 Monday 6/14/2021	to Tuesday 6/15/2021	6/20/2021 Wednesday 6/16/2021	Thursday 6/17/2021	Friday 6/18/2021	Saturday 6/19/2021	Sunday 6/20/2021	Week Day Avg	Weekend Avg	Week Day 85% Avg Speed
0 - 1	47	*	*	*	*	*	*	47	*	50
1 - 2	44.5	*	*	*	*	*	*	44.5	*	50
2 - 3	0	*	*	*	*	*	*	*	*	0
3 - 4	18	*	*	*	*	*	*	18	*	40
4 - 5	37	*	*	*	*	*	*	37	*	40
5 - 6	37	*	*	*	*	*	*	37	*	50
6 - 7	42.5	*	*	*	*	*	*	42.5	*	48.8
7 - 8	41.14	*	*	*	*	*	*	41.14	*	46
8 - 9	38.41	*	*	*	*	*	*	38.41	*	45
9 - 10	41.9	*	*	*	*	*	*	41.9	*	47.1
10 - 11	41.9	*	*	*	*	*	*	41.9	*	47.5
11 - 12	40.17	*	*	*	*	*	*	40.17	*	46.9
12 - 13	40.24	*	*	*	*	*	*	40.24	*	44.8
13 - 14	41.46	*	*	*	*	*	*	41.46	*	45.8
14 - 15	42.6	*	*	*	*	*	*	42.6	*	48.1
15 - 16	42.03	*	*	*	*	*	*	42.03	*	48.3
16 - 17	37.4	*	*	*	*	*	*	37.4	*	47.1
17 - 18	38.98	*	*	*	*	*	*	38.98	*	47.5
18 - 19	43.92	*	*	*	*	*	*	43.92	*	48.8
19 - 20	42.28	*	*	*	*	*	*	42.28	*	47.9
20 - 21	43.07	*	*	*	*	*	*	43.07	*	48.6
21 - 22	41.32	*	*	*	*	*	*	41.32	*	50
22 - 23	45.18	*	*	*	*	*	*	45.18	*	48.8
23 - 24	42.86	*	*	*	*	*	*	42.86	*	45

Incoming Monthly Speeds
Gillot

from Tue-Jun-08-2021-12-00-AM to Mon-Jun-14-2021-11-59-PM

Hour	Jun 2021 Monday	Tuesday	Wednesday	Thursday	Friday	Saturday	Sunday	Week Day Avg	Weekend Avg	Week Day 85% Avg Speed
0 - 1	47	62	39.5	44	46	40.93	42.79	46.07	41.83	52
1 - 2	44.5	0	42	42	45.33	43.22	43.11	43.92	43.17	47.5
2 - 3	0	0	42	40.33	40.33	42	42	40.75	42	46.67
3 - 4	18	0	0	42	47	52	52	26.2	52	45
4 - 5	37	0	0	42	42	47	32	40.33	39.5	43.33
5 - 6	37	43.67	43.67	39.5	37	44.5	37	40.46	39.5	48
6 - 7	42.5	46.67	39.86	43.05	44.29	42	42	43.44	42	49.28
7 - 8	41.14	43.83	42.24	44.51	42.41	39.39	45.75	42.84	41.03	48.44
8 - 9	38.41	45.86	39.68	39.96	40.49	39.21	37	40.25	38.82	48.02
9 - 10	41.9	44.18	41.4	39.84	41.37	40.74	42.68	41.51	41.55	48.14
10 - 11	41.9	33.49	40.72	40.94	42.07	42.02	42.86	40.15	42.38	47.18
11 - 12	40.17	37.79	40.62	36.16	41.7	41.53	41.87	39.23	41.68	45.4
12 - 13	40.24	41.03	40.39	42.25	39.48	42.83	41.52	40.71	42.26	46.32
13 - 14	41.46	34.2	41.58	41.62	41.35	41.96	41.87	40.04	41.91	46.32
14 - 15	42.6	41.59	41.55	41.94	42.43	42	44.31	41.99	43.12	47.82
15 - 16	42.03	42.27	42.5	41.52	43.62	41.2	42.41	42.44	41.88	47.68
16 - 17	37.4	42.3	42.23	42.74	42.84	44.09	43.66	41.38	43.84	47.72
17 - 18	38.98	27.82	42.96	43.28	42.7	43.07	43.2	38.01	43.13	47.26
18 - 19	43.92	41.74	42.87	43.58	42.17	41.24	43.76	42.85	42.44	47.94
19 - 20	42.28	44.54	40.88	42.35	41.39	42.58	43.83	42.21	43.25	47.8
20 - 21	43.07	41.97	41.65	42.23	42.96	41.12	41.59	42.43	41.34	47.32
21 - 22	41.32	40.86	40.88	41.77	40.37	43	42.04	41.06	42.54	46.34
22 - 23	45.18	48.62	42.13	42.13	41.06	43.4	41.73	43.63	42.57	50.26
23 - 24	42.86	46.29	41.77	43	41.31	43	47	42.7	44.07	48.66

Incoming Weekly EightyFifthSpeeds
Gillot

from Tue-Jun-08-2021-12-00-AM to Mon-Jun-14-2021-11-59-PM

Hour	6/7/2021 Monday 6/7/2021	to Tuesday 6/8/2021	6/13/2021 Wednesday 6/9/2021	Thursday 6/10/2021	Friday 6/11/2021	Saturday 6/12/2021	Sunday 6/13/2021	Week Day Avg	Weekend Avg	Week Day 85% Avg Speed
0 - 1	*	65	45	50	50	44.1	49	52.5	46.55	52.5
1 - 2	*	0	45	45	50	50	50	46.67	50	46.67
2 - 3	*	0	45	50	45	45	45	46.67	45	46.67
3 - 4	*	0	0	45	50	55	55	47.5	55	47.5
4 - 5	*	0	0	45	45	50	35	45	42.5	45
5 - 6	*	50	50	45	45	50	45	47.5	47.5	47.5
6 - 7	*	52.5	47.5	48.8	48.8	45	45	49.4	45	49.4
7 - 8	*	49.3	47.9	50	49	47.5	52.5	49.05	50	49.05
8 - 9	*	51.7	47.3	48.1	48	46.2	45	48.78	45.6	48.78
9 - 10	*	52.5	46.5	47.1	47.5	45	48	48.4	46.5	48.4
10 - 11	*	46	46.7	47.3	48.4	48.1	50	47.1	49.05	47.1
11 - 12	*	43.7	44.8	45.5	46.1	47.7	45.8	45.02	46.75	45.02
12 - 13	*	48.4	44.8	47.7	45.9	48.3	48.6	46.7	48.45	46.7
13 - 14	*	44.4	47.9	47.7	45.8	47.9	47.3	46.45	47.6	46.45
14 - 15	*	47.1	48.3	47.5	48.1	46.5	48.8	47.75	47.65	47.75
15 - 16	*	46.9	47.9	46.8	48.5	47.9	47.7	47.52	47.8	47.52
16 - 17	*	47.5	48.2	47.9	47.9	48.6	48.4	47.88	48.5	47.88
17 - 18	*	44.7	47.7	48.3	48.1	47.7	48.7	47.2	48.2	47.2
18 - 19	*	46	48.1	48.8	48	46.9	51.2	47.72	49.05	47.72
19 - 20	*	49.6	46	47.7	47.8	48	50	47.78	49	47.78
20 - 21	*	47.1	47.5	46.7	46.7	45.8	45	47	45.4	47
21 - 22	*	44.4	45	47.9	44.4	50	47.5	45.42	48.75	45.42
22 - 23	*	60	50	47.5	45	50	47.5	50.62	48.75	50.62
23 - 24	*	55	47.5	47.5	48.3	50	50	49.58	50	49.58

Incoming Weekly EightyFifthSpeeds
Gillot

from Tue-Jun-08-2021-12-00-AM to Mon-Jun-14-2021-11-59-PM

Hour	6/14/2021 Monday 6/14/2021	to Tuesday 6/15/2021	6/20/2021 Wednesday 6/16/2021	Thursday 6/17/2021	Friday 6/18/2021	Saturday 6/19/2021	Sunday 6/20/2021	Week Day Avg	Weekend Avg	Week Day 85% Avg Speed
0 - 1	50	*	*	*	*	*	*	50	0	50
1 - 2	50	*	*	*	*	*	*	50	0	50
2 - 3	0	*	*	*	*	*	*	0	0	0
3 - 4	40	*	*	*	*	*	*	40	0	40
4 - 5	40	*	*	*	*	*	*	40	0	40
5 - 6	50	*	*	*	*	*	*	50	0	50
6 - 7	48.8	*	*	*	*	*	*	48.8	0	48.8
7 - 8	46	*	*	*	*	*	*	46	0	46
8 - 9	45	*	*	*	*	*	*	45	0	45
9 - 10	47.1	*	*	*	*	*	*	47.1	0	47.1
10 - 11	47.5	*	*	*	*	*	*	47.5	0	47.5
11 - 12	46.9	*	*	*	*	*	*	46.9	0	46.9
12 - 13	44.8	*	*	*	*	*	*	44.8	0	44.8
13 - 14	45.8	*	*	*	*	*	*	45.8	0	45.8
14 - 15	48.1	*	*	*	*	*	*	48.1	0	48.1
15 - 16	48.3	*	*	*	*	*	*	48.3	0	48.3
16 - 17	47.1	*	*	*	*	*	*	47.1	0	47.1
17 - 18	47.5	*	*	*	*	*	*	47.5	0	47.5
18 - 19	48.8	*	*	*	*	*	*	48.8	0	48.8
19 - 20	47.9	*	*	*	*	*	*	47.9	0	47.9
20 - 21	48.6	*	*	*	*	*	*	48.6	0	48.6
21 - 22	50	*	*	*	*	*	*	50	0	50
22 - 23	48.8	*	*	*	*	*	*	48.8	0	48.8
23 - 24	45	*	*	*	*	*	*	45	0	45

Incoming Monthly EightyFifthSpeeds
Gillot

from Tue-Jun-08-2021-12-00-AM to Mon-Jun-14-2021-11-59-PM

Hour	Jun 2021 Monday	Tuesday	Wednesday	Thursday	Friday	Saturday	Sunday	Week Day Avg	Weekend Avg	Week Day 85% Avg Speed
0 - 1	50	65	45	50	50	44.1	49	52	46.55	52
1 - 2	50	0	45	45	50	50	50	47.5	50	47.5
2 - 3	0	0	45	50	45	45	45	46.67	45	46.67
3 - 4	40	0	0	45	50	55	55	45	55	45
4 - 5	40	0	0	45	45	50	35	43.33	42.5	43.33
5 - 6	50	50	50	45	45	50	45	48	47.5	48
6 - 7	48.8	52.5	47.5	48.8	48.8	45	45	49.28	45	49.28
7 - 8	46	49.3	47.9	50	49	47.5	52.5	48.44	50	48.44
8 - 9	45	51.7	47.3	48.1	48	46.2	45	48.02	45.6	48.02
9 - 10	47.1	52.5	46.5	47.1	47.5	45	48	48.14	46.5	48.14
10 - 11	47.5	46	46.7	47.3	48.4	48.1	50	47.18	49.05	47.18
11 - 12	46.9	43.7	44.8	45.5	46.1	47.7	45.8	45.4	46.75	45.4
12 - 13	44.8	48.4	44.8	47.7	45.9	48.3	48.6	46.32	48.45	46.32
13 - 14	45.8	44.4	47.9	47.7	45.8	47.9	47.3	46.32	47.6	46.32
14 - 15	48.1	47.1	48.3	47.5	48.1	46.5	48.8	47.82	47.65	47.82
15 - 16	48.3	46.9	47.9	46.8	48.5	47.9	47.7	47.68	47.8	47.68
16 - 17	47.1	47.5	48.2	47.9	47.9	48.6	48.4	47.72	48.5	47.72
17 - 18	47.5	44.7	47.7	48.3	48.1	47.7	48.7	47.26	48.2	47.26
18 - 19	48.8	46	48.1	48.8	48	46.9	51.2	47.94	49.05	47.94
19 - 20	47.9	49.6	46	47.7	47.8	48	50	47.8	49	47.8
20 - 21	48.6	47.1	47.5	46.7	46.7	45.8	45	47.32	45.4	47.32
21 - 22	50	44.4	45	47.9	44.4	50	47.5	46.34	48.75	46.34
22 - 23	48.8	60	50	47.5	45	50	47.5	50.26	48.75	50.26
23 - 24	45	55	47.5	47.5	48.3	50	50	48.66	50	48.66

Starting Hour	Count	Average Speed of all Traffic	Violator Counts	Average Speed of Violators
00:00:00	1	62.5	1	62.5
01:00:00	0	N/A	N/A	N/A
02:00:00	0	N/A	N/A	N/A
03:00:00	0	N/A	N/A	N/A
04:00:00	0	N/A	N/A	N/A
05:00:00	2	42.5	1	47.5
06:00:00	12	43.5	11	48.4
07:00:00	24	35.5	21	45.8
08:00:00	22	31.0	20	46.5
09:00:00	18	36.8	15	45.5
10:00:00	39	25.3	22	45.5
11:00:00	57	20.7	32	43.0
12:00:00	70	22.0	41	45.9
13:00:00	72	20.1	27	45.3
14:00:00	78	19.8	46	44.6
15:00:00	69	19.2	53	44.5
16:00:00	94	17.2	69	44.5
17:00:00	133	12.1	59	44.3
18:00:00	55	23.4	36	44.4
19:00:00	39	30.8	31	46.2
20:00:00	36	29.9	28	44.6
21:00:00	14	26.3	8	43.1
22:00:00	13	41.2	9	47.5
23:00:00	7	53.2	7	53.2
00:00:00	4	43.8	2	50.0
01:00:00	4	42.5	3	44.2
02:00:00	2	42.5	2	42.5
03:00:00	0	N/A	N/A	N/A
04:00:00	0	N/A	N/A	N/A
05:00:00	2	42.5	1	47.5
06:00:00	7	41.1	4	46.3
07:00:00	34	31.0	25	44.9
08:00:00	63	23.3	34	44.4
09:00:00	44	25.6	32	45.0
10:00:00	67	19.0	48	43.8
11:00:00	61	20.2	39	43.9
12:00:00	67	19.9	43	43.9
13:00:00	78	20.7	55	44.9
14:00:00	73	22.9	47	45.1
15:00:00	81	18.1	59	44.7
16:00:00	72	19.4	57	45.0
17:00:00	81	17.4	65	44.5
18:00:00	60	19.8	50	44.0
19:00:00	46	23.7	32	45.2
20:00:00	39	26.3	30	44.8
21:00:00	28	32.8	18	43.9
22:00:00	13	39.2	9	45.3
23:00:00	15	33.7	13	44.0
00:00:00	3	30.0	3	44.2
01:00:00	1	42.5	1	42.5
02:00:00	1	37.5	0	0.0

Starting Hour	Count	Average Speed of all Traffic	Violator Counts	Average Speed of Violators
03:00:00	3	42.5	2	45.0
04:00:00	1	42.5	1	42.5
05:00:00	2	40.0	1	42.5
06:00:00	16	37.2	11	45.7
07:00:00	35	31.0	31	46.2
08:00:00	48	23.9	32	45.0
09:00:00	38	29.2	25	45.3
10:00:00	63	23.0	38	44.6
11:00:00	64	17.5	35	44.2
12:00:00	70	22.0	52	44.7
13:00:00	58	25.3	40	44.6
14:00:00	54	23.0	41	44.7
15:00:00	59	23.8	41	44.6
16:00:00	97	17.9	77	44.5
17:00:00	79	18.1	72	44.8
18:00:00	66	21.6	55	45.3
19:00:00	46	26.6	38	44.3
20:00:00	34	28.9	25	44.5
21:00:00	31	27.4	20	44.8
22:00:00	14	36.4	11	44.3
23:00:00	14	34.1	12	44.2
00:00:00	3	42.5	2	45.0
01:00:00	8	47.5	8	47.5
02:00:00	3	40.8	2	42.5
03:00:00	2	47.5	2	47.5
04:00:00	1	42.5	1	42.5
05:00:00	1	42.5	1	42.5
06:00:00	9	37.2	7	45.4
07:00:00	24	28.1	15	45.8
08:00:00	34	31.3	22	44.8
09:00:00	44	24.4	29	44.4
10:00:00	42	30.0	33	45.7
11:00:00	50	23.5	37	43.9
12:00:00	66	20.3	38	44.5
13:00:00	69	20.7	47	44.0
14:00:00	61	23.5	46	44.3
15:00:00	81	18.1	70	45.1
16:00:00	84	18.4	70	44.6
17:00:00	89	18.8	69	44.8
18:00:00	64	22.1	46	44.8
19:00:00	45	24.1	33	45.1
20:00:00	44	24.9	33	45.1
21:00:00	28	30.4	17	43.7
22:00:00	21	29.4	16	43.4
23:00:00	15	38.7	10	45.0
00:00:00	14	26.3	10	42.5
01:00:00	9	38.9	7	45.4
02:00:00	4	41.3	3	42.5
03:00:00	2	50.0	2	50.0
04:00:00	1	47.5	1	47.5
05:00:00	1	42.5	1	42.5

Starting Hour	Count	Average Speed of all Traffic	Violator Counts	Average Speed of Violators
06:00:00	5	43.5	4	45.0
07:00:00	21	28.5	10	45.0
08:00:00	25	29.9	12	45.8
09:00:00	34	25.6	22	43.4
10:00:00	45	24.7	29	45.3
11:00:00	55	25.0	41	44.9
12:00:00	60	23.8	50	45.1
13:00:00	50	24.5	33	45.2
14:00:00	54	22.3	40	44.0
15:00:00	50	26.2	35	44.5
16:00:00	43	27.3	39	45.4
17:00:00	51	22.0	41	44.1
18:00:00	50	27.9	39	44.8
19:00:00	31	28.0	23	44.5
20:00:00	40	26.3	29	44.4
21:00:00	27	31.5	18	44.7
22:00:00	17	41.8	14	46.4
23:00:00	11	40.0	8	45.6
00:00:00	13	39.6	10	45.5
01:00:00	10	44.0	8	46.9
02:00:00	1	42.5	1	42.5
03:00:00	2	47.5	2	47.5
04:00:00	1	32.5	0	0.0
05:00:00	4	37.5	2	45.0
06:00:00	1	42.5	1	42.5
07:00:00	7	46.1	7	46.1
08:00:00	6	38.3	5	44.5
09:00:00	22	31.1	18	44.4
10:00:00	34	29.0	25	45.9
11:00:00	47	23.5	37	43.9
12:00:00	41	28.0	24	45.8
13:00:00	53	22.6	37	44.9
14:00:00	46	23.3	41	44.7
15:00:00	60	24.0	47	45.3
16:00:00	68	20.7	58	44.7
17:00:00	42	25.2	35	45.6
18:00:00	42	32.8	34	46.5
19:00:00	37	29.8	30	45.3
20:00:00	37	27.2	29	43.9
21:00:00	27	27.8	20	44.3
22:00:00	14	38.8	10	44.0
23:00:00	5	47.5	5	47.5
00:00:00	4	47.5	4	47.5
01:00:00	2	45.0	2	45.0
02:00:00	0	N/A	N/A	N/A
03:00:00	6	7.5	0	0.0
04:00:00	2	45.0	1	52.5
05:00:00	2	37.5	1	47.5
06:00:00	12	39.4	10	45.5
07:00:00	25	31.3	18	43.6
08:00:00	46	25.0	24	44.2

Starting Hour	Count	Average Speed of all Traffic	Violator Counts	Average Speed of Violators
09:00:00	38	27.3	26	44.2
10:00:00	62	23.1	44	44.9
11:00:00	68	25.2	41	44.9
12:00:00	49	21.7	30	44.2
13:00:00	73	19.8	49	43.7
14:00:00	66	22.7	53	44.5
15:00:00	64	23.2	38	44.9
16:00:00	100	19.1	60	45.5
17:00:00	87	17.5	64	44.5
18:00:00	51	23.8	46	44.6
19:00:00	44	25.6	33	45.1
20:00:00	41	30.9	31	45.4
21:00:00	30	30.3	18	45.8
22:00:00	16	38.3	15	47.2
23:00:00	9	33.6	7	43.9

Incoming Histogram
Cutler

from Tue-Jun-08-2021-12-00-AM to Mon-Jun-14-2021-11-59-PM

Date	Starting Hr-min	<5 5 to <10	10 to <15	15 to <20	20 to <25	25 to <30	30 to <35	35 to <40	40 to <45	45 to <50	50 to <55	55 to <60	60 to <65	65 to <70	70 to <75	75 to <80	80 to <85	85 to <90	90 to <95	95 to <100	100 to <105	105 to <110	110 to <115	115 to <120	120 to <125	125 to <130	130 to <135	135 to <140	140 to <145	145 to <150	150 to <155	155 to <160	160 to <165	165 to <170	170 to <175	175 to <180	180 to <185	185 to <190	190 to <195	195 to >260	Total Counts	85pct Speed	10MPH Pace	% in pace	# of Speeders	% Speeders
6/8/2021	00:00	0 0	0	0	0	0	0	0	0	0	0	0	1	0	0	0	0	0	0	0	0	0	0	0	0	0	0	0	0	0	0	0	0	0	0	0	0	0	0	0	1	65	55 to 65	100.0	1	100.0
6/8/2021	01:00	0 0	0	0	0	0	0	0	0	0	0	0	0	0	0	0	0	0	0	0	0	0	0	0	0	0	0	0	0	0	0	0	0	0	0	0	0	0	0	0	0	0	*	*	*	*
6/8/2021	02:00	0 0	0	0	0	0	0	0	0	0	0	0	0	0	0	0	0	0	0	0	0	0	0	0	0	0	0	0	0	0	0	0	0	0	0	0	0	0	0	0	0	0	*	*	*	*
6/8/2021	03:00	0 0	0	0	0	0	0	0	0	0	0	0	0	0	0	0	0	0	0	0	0	0	0	0	0	0	0	0	0	0	0	0	0	0	0	0	0	0	0	0	0	0	*	*	*	*
6/8/2021	04:00	0 0	0	0	0	0	0	0	0	0	0	0	0	0	0	0	0	0	0	0	0	0	0	0	0	0	0	0	0	0	0	0	0	0	0	0	0	0	0	0	0	0	*	*	*	*
6/8/2021	05:00	0 0	0	0	0	0	0	1	0	2	0	0	0	0	0	0	0	0	0	0	0	0	0	0	0	0	0	0	0	0	0	0	0	0	0	0	0	0	0	0	3	50	40 to 50	100.0	2	66.7
6/8/2021	06:00	0 0	0	0	0	0	0	1	4	4	2	0	1	0	0	0	0	0	0	0	0	0	0	0	0	0	0	0	0	0	0	0	0	0	0	0	0	0	0	0	12	52.5	45 to 55	83.3	11	91.7
6/8/2021	07:00	0 0	0	0	0	0	2	2	10	7	2	1	0	0	0	0	0	0	0	0	0	0	0	0	0	0	0	0	0	0	0	0	0	0	0	0	0	0	0	0	24	49.3	40 to 50	79.2	20	83.3
6/8/2021	08:00	0 0	0	0	0	0	1	0	11	6	3	0	0	0	1	0	0	0	0	0	0	0	0	0	0	0	0	0	0	0	0	0	0	0	0	0	0	0	0	0	22	51.7	45 to 55	90.9	21	95.5
6/8/2021	09:00	0 0	0	0	0	0	1	2	12	3	2	2	0	0	0	0	0	0	0	0	0	0	0	0	0	0	0	0	0	0	0	0	0	0	0	0	0	0	0	0	22	52.5	40 to 50	77.3	19	86.4
6/8/2021	10:00	0 5	3	2	1	2	2	4	15	5	2	0	0	0	0	0	0	0	0	0	0	0	0	0	0	0	0	0	0	0	0	0	0	0	0	0	0	0	0	0	41	46	40 to 50	58.5	22	53.7
6/8/2021	11:00	0 0	0	0	2	6	7	14	27	2	0	0	0	0	0	0	0	0	0	0	0	0	0	0	0	0	0	0	0	0	0	0	0	0	0	0	0	0	0	0	58	43.7	35 to 45	82.8	29	50.0
6/8/2021	12:00	0 0	0	0	3	1	10	12	22	16	4	0	0	1	0	0	0	0	0	0	0	0	0	0	0	0	0	0	0	0	0	0	0	0	0	0	0	0	0	0	69	48.4	40 to 50	72.5	43	62.3
6/8/2021	13:00	0 2	3	5	7	3	8	18	16	5	4	0	0	0	0	0	0	0	0	0	0	0	0	0	0	0	0	0	0	0	0	0	0	0	0	0	0	0	0	0	71	44.4	35 to 45	59.2	25	35.2
6/8/2021	14:00	0 0	0	0	0	0	6	23	31	14	3	1	0	0	0	0	0	0	0	0	0	0	0	0	0	0	0	0	0	0	0	0	0	0	0	0	0	0	0	0	78	47.1	40 to 50	87.2	49	62.8
6/8/2021	15:00	0 0	0	0	0	0	4	13	40	13	2	1	0	0	0	0	0	0	0	0	0	0	0	0	0	0	0	0	0	0	0	0	0	0	0	0	0	0	0	0	73	46.9	40 to 50	94.4	56	76.7
6/8/2021	16:00	0 0	0	0	0	0	3	20	40	22	3	0	0	0	0	0	0	0	0	0	0	0	0	0	0	0	0	0	0	0	0	0	0	0	0	0	0	0	0	0	90	47.5	40 to 50	91.1	65	72.2
6/8/2021	17:00	0 51	3	0	0	2	6	10	43	16	1	0	0	0	0	0	0	0	0	0	0	0	0	0	0	0	0	0	0	0	0	0	0	0	0	0	0	0	0	0	132	44.7	40 to 50	52.3	60	45.5
6/8/2021	18:00	0 0	0	0	0	0	1	18	25	5	3	1	0	0	0	0	0	0	0	0	0	0	0	0	0	0	0	0	0	0	0	0	0	0	0	0	0	0	0	0	53	46	40 to 50	90.6	34	64.2
6/8/2021	19:00	0 0	0	0	0	0	0	8	13	13	3	1	1	0	0	0	0	0	0	0	0	0	0	0	0	0	0	0	0	0	0	0	0	0	0	0	0	0	0	0	39	49.6	40 to 50	87.2	31	79.5
6/8/2021	20:00	0 0	0	0	0	0	1	9	17	7	1	0	0	0	0	0	0	0	0	0	0	0	0	0	0	0	0	0	0	0	0	0	0	0	0	0	0	0	0	0	35	47.1	40 to 50	94.3	25	71.4
6/8/2021	21:00	0 0	0	0	0	0	0	5	8	1	0	0	0	0	0	0	0	0	0	0	0	0	0	0	0	0	0	0	0	0	0	0	0	0	0	0	0	0	0	0	14	44.4	40 to 50	100.0	9	64.3
6/8/2021	22:00	0 0	0	0	0	0	0	3	3	2	2	1	0	1	1	0	0	0	0	0	0	0	0	0	0	0	0	0	0	0	0	0	0	0	0	0	0	0	0	0	13	60	40 to 50	61.5	10	76.9
6/8/2021	23:00	0 0	0	0	0	0	0	1	2	2	1	1	0	0	0	0	0	0	0	0	0	0	0	0	0	0	0	0	0	0	0	0	0	0	0	0	0	0	0	0	7	55	40 to 50	71.4	6	85.7
24 Hr Summary		0 58	9	7	13	14	54	164	359	145	38	9	3	2	2	0	0	0	0	0	0	0	0	0	0	0	0	0	0	0	0	0	0	0	0	0	0	0	0	0	857	47.4	40 to 50	75.6	538	62.8

Incoming Histogram
Office

from Tue-Jun-08-2021-12:00:AM to Mon-Jun-14-2021-11:59:PM

Date	Starting Hr:min	<5 5 to <10	10 to <15	15 to <20	20 to <25	25 to <30	30 to <35	35 to <40	40 to <45	45 to <50	50 to <55	55 to <60	60 to <65	65 to <70	70 to <75	75 to <80	80 to <85	85 to <90	90 to <95	95 to <100	100 to <105	105 to <110	110 to <115	115 to <120	120 to <125	125 to <130	130 to <135	135 to <140	140 to <145	145 to <150	150 to <155	155 to <160	160 to <165	165 to <170	170 to <175	175 to <180	180 to <185	185 to <190	190 to <195	195 to >200	Total Counts	85pct Speed	10MPH Pace	% in pace	# of Speeders	% Speeders
6/8/2021	00:00	0	0	0	0	0	0	1	1	0	0	0	0	0	0	0	0	0	0	0	0	0	0	0	0	0	0	0	0	0	0	0	0	0	0	0	0	0	0	0	2	45	35 to 45	100.0	1	50.0
6/8/2021	01:00	0	0	0	0	0	0	1	2	1	0	0	0	0	0	0	0	0	0	0	0	0	0	0	0	0	0	0	0	0	0	0	0	0	0	0	0	0	0	0	4	45	40 to 50	100.0	3	75.0
6/8/2021	02:00	0	0	0	0	0	0	0	2	0	0	0	0	0	0	0	0	0	0	0	0	0	0	0	0	0	0	0	0	0	0	0	0	0	0	0	0	0	0	0	2	45	35 to 45	100.0	2	100.0
6/8/2021	03:00	0	0	0	0	0	0	0	0	0	0	0	0	0	0	0	0	0	0	0	0	0	0	0	0	0	0	0	0	0	0	0	0	0	0	0	0	0	0	0	0	0	*	*	*	*
6/8/2021	04:00	0	0	0	0	0	0	0	0	0	0	0	0	0	0	0	0	0	0	0	0	0	0	0	0	0	0	0	0	0	0	0	0	0	0	0	0	0	0	0	0	0	*	*	*	*
6/8/2021	05:00	0	0	0	0	0	0	1	0	2	0	0	0	0	0	0	0	0	0	0	0	0	0	0	0	0	0	0	0	0	0	0	0	0	0	0	0	0	0	0	3	50	40 to 50	100.0	2	66.7
6/8/2021	06:00	0	0	0	0	1	0	2	2	2	0	0	0	0	0	0	0	0	0	0	0	0	0	0	0	0	0	0	0	0	0	0	0	0	0	0	0	0	0	0	7	47.5	40 to 50	85.7	4	57.1
6/8/2021	07:00	0	0	0	0	1	1	7	16	7	1	1	0	0	0	0	0	0	0	0	0	0	0	0	0	0	0	0	0	0	0	0	0	0	0	0	0	0	0	0	34	47.9	40 to 50	88.2	25	73.5
6/8/2021	08:00	0	0	0	1	1	5	7	15	22	11	4	0	0	0	0	0	0	0	0	0	0	0	0	0	0	0	0	0	0	0	0	0	0	0	0	0	0	0	0	66	47.3	40 to 50	72.7	37	56.1
6/8/2021	09:00	0	0	0	0	1	0	2	10	22	10	0	0	0	0	0	0	0	0	0	0	0	0	0	0	0	0	0	0	0	0	0	0	0	0	0	0	0	0	0	45	46.5	40 to 50	93.3	32	71.1
6/8/2021	10:00	0	0	1	0	0	4	5	9	34	15	0	0	0	0	0	0	0	0	0	0	0	0	0	0	0	0	0	0	0	0	0	0	0	0	0	0	0	0	0	68	46.7	40 to 50	85.3	49	72.1
6/8/2021	11:00	0	0	0	0	0	1	4	21	29	8	1	0	0	0	0	0	0	0	0	0	0	0	0	0	0	0	0	0	0	0	0	0	0	0	0	0	0	0	0	64	44.8	40 to 50	90.6	38	59.4
6/8/2021	12:00	0	0	0	0	1	1	8	12	33	8	1	0	0	0	0	0	0	0	0	0	0	0	0	0	0	0	0	0	0	0	0	0	0	0	0	0	0	0	0	64	44.8	35 to 45	82.8	42	65.6
6/8/2021	13:00	0	0	0	0	2	2	6	13	33	17	5	0	0	0	0	0	0	0	0	0	0	0	0	0	0	0	0	0	0	0	0	0	0	0	0	0	0	0	0	78	47.9	40 to 50	80.8	55	70.5
6/8/2021	14:00	0	0	0	0	1	2	4	16	28	12	6	0	0	0	0	0	0	0	0	0	0	0	0	0	0	0	0	0	0	0	0	0	0	0	0	0	0	0	0	69	48.1	40 to 50	81.2	46	66.7
6/8/2021	15:00	0	0	0	0	0	1	1	20	38	17	5	0	0	0	0	0	0	0	0	0	0	0	0	0	0	0	0	0	0	0	0	0	0	0	0	0	0	0	0	82	47.9	40 to 50	91.5	60	73.2
6/8/2021	16:00	0	0	0	1	1	1	3	11	35	19	4	0	0	0	0	0	0	0	0	0	0	0	0	0	0	0	0	0	0	0	0	0	0	0	0	0	0	0	0	75	48.5	40 to 50	86.7	58	77.3
6/8/2021	17:00	0	0	0	0	0	1	1	13	44	21	2	0	0	0	0	0	0	0	0	0	0	0	0	0	0	0	0	0	0	0	0	0	0	0	0	0	0	0	0	85	47.7	40 to 50	95.1	70	82.4
6/8/2021	18:00	0	0	0	1	0	0	1	7	29	13	2	1	0	0	0	0	0	0	0	0	0	0	0	0	0	0	0	0	0	0	0	0	0	0	0	0	0	0	0	54	48.1	40 to 50	90.7	45	83.3
6/8/2021	19:00	0	0	0	0	0	2	4	11	23	5	3	0	0	0	0	0	0	0	0	0	0	0	0	0	0	0	0	0	0	0	0	0	0	0	0	0	0	0	0	48	46	40 to 50	81.3	31	64.6
6/8/2021	20:00	0	0	0	0	0	2	3	4	19	6	3	0	0	0	0	0	0	0	0	0	0	0	0	0	0	0	0	0	0	0	0	0	0	0	0	0	0	0	0	37	47.5	40 to 50	78.4	28	75.7
6/8/2021	21:00	0	0	0	0	1	2	4	13	3	1	0	0	0	0	0	0	0	0	0	0	0	0	0	0	0	0	0	0	0	0	0	0	0	0	0	0	0	0	0	24	45	40 to 50	83.3	17	70.8
6/8/2021	22:00	0	0	0	0	0	1	3	8	1	2	0	0	0	0	0	0	0	0	0	0	0	0	0	0	0	0	0	0	0	0	0	0	0	0	0	0	0	0	0	15	50	35 to 45	80.0	11	73.3
6/8/2021	23:00	0	0	0	0	0	1	1	0	7	4	0	0	0	0	0	0	0	0	0	0	0	0	0	0	0	0	0	0	0	0	0	0	0	0	0	0	0	0	0	13	47.5	40 to 50	84.6	11	84.6
24 Hr Summary		0	0	1	3	7	26	54	181	440	185	40	2	0	0	0	0	0	0	0	0	0	0	0	0	0	0	0	0	0	0	0	0	0	0	0	0	0	0	0	939	47.3	40 to 50	85.8	667	71.0

Incoming Histogram
Gilbo

from Tue-Jun-08-2021-12-00-AM to Mon-Jun-14-2021-11-59-PM

Day	Starting Hour	<55 to <10	10 to <15	15 to <20	20 to <25	25 to <30	30 to <35	35 to <40	40 to <45	45 to <50	50 to <55	55 to <60	60 to <65	65 to <70	70 to <75	75 to <80	80 to <85	85 to <90	90 to <95	95 to <100	100 to <105	105 to <110	110 to <115	115 to <120	120 to <125	125 to <130	130 to <135	135 to <140	140 to <145	145 to <150	150 to <155	155 to <160	160 to <165	165 to <170	170 to <175	175 to <180	180 to <185	185 to <190	190 to <195	195 to >200	Total Counts	85pct Speed	10MPH Pace	% in pace	# of Speeders	% Speeders
6/10/2021	00:00	0	0	0	0	0	0	0	0	2	1	0	0	0	0	0	0	0	0	0	0	0	0	0	0	0	0	0	0	0	0	0	0	0	0	0	0	0	0	0	3	50	40 to 50	100.0	3	100.0
6/10/2021	01:00	0	0	0	0	0	0	0	0	1	0	0	0	0	0	0	0	0	0	0	0	0	0	0	0	0	0	0	0	0	0	0	0	0	0	0	0	0	0	0	1	45	35 to 45	100.0	1	100.0
6/10/2021	02:00	0	0	0	0	0	0	0	2	0	1	0	0	0	0	0	0	0	0	0	0	0	0	0	0	0	0	0	0	0	0	0	0	0	0	0	0	0	0	0	3	50	40 to 50	100.0	1	33.3
6/10/2021	03:00	0	0	0	0	0	0	0	0	1	0	0	0	0	0	0	0	0	0	0	0	0	0	0	0	0	0	0	0	0	0	0	0	0	0	0	0	0	0	0	1	45	35 to 45	100.0	1	100.0
6/10/2021	04:00	0	0	0	0	0	0	0	0	1	0	0	0	0	0	0	0	0	0	0	0	0	0	0	0	0	0	0	0	0	0	0	0	0	0	0	0	0	0	0	2	45	35 to 45	100.0	1	50.0
6/10/2021	05:00	0	0	0	0	0	0	0	1	1	0	0	0	0	0	0	0	0	0	0	0	0	0	0	0	0	0	0	0	0	0	0	0	0	0	0	0	0	0	0	21	48.8	40 to 50	95.2	15	71.4
6/10/2021	06:00	0	0	0	0	0	0	6	6	8	1	0	0	0	0	0	0	0	0	0	0	0	0	0	0	0	0	0	0	0	0	0	0	0	0	0	0	0	0	0	35	50	45 to 55	85.7	31	88.6
6/10/2021	07:00	0	0	5	0	0	0	1	3	16	10	4	1	0	0	0	0	0	0	0	0	0	0	0	0	0	0	0	0	0	0	0	0	0	0	0	0	0	0	0	47	48.1	40 to 50	80.9	32	68.1
6/10/2021	08:00	0	3	0	0	1	0	4	7	15	16	1	0	0	0	0	0	0	0	0	0	0	0	0	0	0	0	0	0	0	0	0	0	0	0	0	0	0	0	0	38	47.1	40 to 50	76.3	23	60.5
6/10/2021	09:00	0	1	0	0	1	1	4	8	14	7	1	1	0	0	0	0	0	0	0	0	0	0	0	0	0	0	0	0	0	0	0	0	0	0	0	0	0	0	0	63	47.3	40 to 50	90.5	40	63.5
6/10/2021	10:00	0	0	1	1	0	0	3	18	24	15	1	0	0	0	0	0	0	0	0	0	0	0	0	0	0	0	0	0	0	0	0	0	0	0	0	0	0	0	0	64	45.5	40 to 50	68.8	35	54.7
6/10/2021	11:00	0	5	3	1	1	1	8	10	24	10	1	0	0	0	0	0	0	0	0	0	0	0	0	0	0	0	0	0	0	0	0	0	0	0	0	0	0	0	0	67	47.7	40 to 50	88.1	49	73.1
6/10/2021	12:00	0	0	0	0	0	0	4	14	32	13	4	0	0	0	0	0	0	0	0	0	0	0	0	0	0	0	0	0	0	0	0	0	0	0	0	0	0	0	0	61	47.7	40 to 50	88.5	42	68.9
6/10/2021	13:00	0	0	0	0	1	2	1	15	26	13	3	0	0	0	0	0	0	0	0	0	0	0	0	0	0	0	0	0	0	0	0	0	0	0	0	0	0	0	0	53	47.3	40 to 50	83.0	41	77.4
6/10/2021	14:00	0	0	0	0	1	3	1	7	29	8	3	0	1	0	0	0	0	0	0	0	0	0	0	0	0	0	0	0	0	0	0	0	0	0	0	0	0	0	0	60	46.8	40 to 50	82.8	45	76.3
6/10/2021	15:00	0	0	0	0	0	0	8	11	31	11	3	0	0	0	0	0	0	0	0	0	0	0	0	0	0	0	0	0	0	0	0	0	0	0	0	0	0	0	0	64	47.6	40 to 50	89.4	74	78.7
6/10/2021	16:00	0	0	0	0	0	0	5	15	48	21	4	1	0	0	0	0	0	0	0	0	0	0	0	0	0	0	0	0	0	0	0	0	0	0	0	0	0	0	0	81	48.1	40 to 50	88.9	73	90.1
6/10/2021	17:00	0	0	0	0	1	2	2	3	46	23	3	1	0	0	0	0	0	0	0	0	0	0	0	0	0	0	0	0	0	0	0	0	0	0	0	0	0	0	0	60	48.8	40 to 50	88.3	51	85.0
6/10/2021	18:00	0	0	0	0	1	0	2	6	26	21	4	0	0	0	0	0	0	0	0	0	0	0	0	0	0	0	0	0	0	0	0	0	0	0	0	0	0	0	0	49	47.7	40 to 50	93.9	39	79.6
6/10/2021	19:00	0	0	0	0	1	0	1	8	23	13	1	0	0	0	0	0	0	0	0	0	0	0	0	0	0	0	0	0	0	0	0	0	0	0	0	0	0	0	0	31	46.7	40 to 50	87.1	24	77.4
6/10/2021	20:00	0	0	0	0	0	1	0	6	18	3	3	0	0	0	0	0	0	0	0	0	0	0	0	0	0	0	0	0	0	0	0	0	0	0	0	0	0	0	0	30	47.9	40 to 50	93.3	19	63.3
6/10/2021	21:00	0	0	0	0	0	1	10	11	7	1	0	0	0	0	0	0	0	0	0	0	0	0	0	0	0	0	0	0	0	0	0	0	0	0	0	0	0	0	0	15	47.5	40 to 50	86.7	12	80.0
6/10/2021	22:00	0	0	0	0	0	0	1	2	9	2	1	0	0	0	0	0	0	0	0	0	0	0	0	0	0	0	0	0	0	0	0	0	0	0	0	0	0	0	0	13	47.5	40 to 50	92.3	11	84.6
6/10/2021	23:00	0	0	0	0	0	0	0	2	8	2	1	0	0	0	0	0	0	0	0	0	0	0	0	0	0	0	0	0	0	0	0	0	0	0	0	0	0	0	0	27	47.8	40 to 50	86.2	664	74.0
24 Hr Summary		0	9	4	2	8	10	46	154	414	205	40	4	1	0	0	0	0	0	0	0	0	0	0	0	0	0	0	0	0	0	0	0	0	0	0	0	0	0	0	897	47.8	40 to 50	86.2	664	74.0

Incoming Histogram
Global

from Tue-Jun-08-2021-12-00-AM to Mon-Jun-14-2021-11-59-PM

Date	Starting Hr:min	<5.5 to <10	10 to <15	15 to <20	20 to <25	25 to <30	30 to <35	35 to <40	40 to <45	45 to <50	50 to <55	55 to <60	60 to <65	65 to <70	70 to <75	75 to <80	80 to <85	85 to <90	90 to <95	95 to <100	100 to <105	105 to <110	110 to <115	115 to <120	120 to <125	125 to <130	130 to <135	135 to <140	140 to <145	145 to <150	150 to <155	155 to <160	160 to <165	165 to <170	170 to <175	175 to <180	180 to <185	185 to <190	190 to <195	195 to >200	Total Counts	85pct Speed	10MPH Pace	% in pace	# of Speeders	% Speeders
6/11/2021	00:00	0	0	0	0	0	0	0	1	1	2	0	1	0	0	0	0	0	0	0	0	0	0	0	0	0	0	0	0	0	0	0	0	0	0	0	0	0	0	0	5	50	40 to 50	80.0	4	80.0
6/11/2021	01:00	0	0	0	0	0	0	0	3	2	1	0	0	0	0	0	0	0	0	0	0	0	0	0	0	0	0	0	0	0	0	0	0	0	0	0	0	0	0	0	6	50	45 to 55	100.0	6	100.0
6/11/2021	02:00	0	0	0	0	0	0	1	2	0	0	0	0	0	0	0	0	0	0	0	0	0	0	0	0	0	0	0	0	0	0	0	0	0	0	0	0	0	0	0	3	45	35 to 45	100.0	2	66.7
6/11/2021	03:00	0	0	0	0	0	0	0	0	2	0	0	0	0	0	0	0	0	0	0	0	0	0	0	0	0	0	0	0	0	0	0	0	0	0	0	0	0	0	0	2	50	40 to 50	100.0	2	100.0
6/11/2021	04:00	0	0	0	0	0	0	0	1	0	0	0	0	0	0	0	0	0	0	0	0	0	0	0	0	0	0	0	0	0	0	0	0	0	0	0	0	0	0	0	1	45	35 to 45	100.0	1	100.0
6/11/2021	05:00	0	0	0	0	0	1	0	0	2	0	0	0	0	0	0	0	0	0	0	0	0	0	0	0	0	0	0	0	0	0	0	0	0	0	0	0	0	0	0	3	45	35 to 45	66.7	2	66.7
6/11/2021	06:00	0	0	0	0	0	0	1	2	4	0	0	0	0	0	0	0	0	0	0	0	0	0	0	0	0	0	0	0	0	0	0	0	0	0	0	0	0	0	0	7	48.8	40 to 50	100.0	6	85.7
6/11/2021	07:00	0	0	0	0	0	1	8	12	5	3	0	0	0	0	0	0	0	0	0	0	0	0	0	0	0	0	0	0	0	0	0	0	0	0	0	0	0	0	0	29	49	40 to 50	86.2	20	69.0
6/11/2021	08:00	0	0	1	0	1	0	3	8	11	10	1	0	0	0	0	0	0	0	0	0	0	0	0	0	0	0	0	0	0	0	0	0	0	0	0	0	0	0	0	35	48	40 to 50	82.9	22	62.9
6/11/2021	09:00	0	0	0	0	0	2	2	10	19	8	2	0	0	0	0	0	0	0	0	0	0	0	0	0	0	0	0	0	0	0	0	0	0	0	0	0	0	0	0	43	47.5	40 to 50	86.0	29	67.4
6/11/2021	10:00	0	0	0	0	1	2	2	5	14	16	1	0	0	0	0	0	0	0	0	0	0	0	0	0	0	0	0	0	0	0	0	0	0	0	0	0	0	0	0	41	48.4	40 to 50	85.4	31	75.6
6/11/2021	11:00	0	0	0	0	0	1	1	12	26	9	1	0	0	0	0	0	0	0	0	0	0	0	0	0	0	0	0	0	0	0	0	0	0	0	0	0	0	0	0	59	46.1	40 to 50	94.0	36	72.0
6/11/2021	12:00	0	1	1	0	0	4	4	18	27	11	1	0	0	0	0	0	0	0	0	0	0	0	0	0	0	0	0	0	0	0	0	0	0	0	0	0	0	0	0	67	45.9	40 to 50	81.6	39	58.2
6/11/2021	13:00	0	0	1	0	0	0	1	26	36	12	1	0	0	0	0	0	0	0	0	0	0	0	0	0	0	0	0	0	0	0	0	0	0	0	0	0	0	0	0	71	45.8	40 to 50	95.8	49	69.0
6/11/2021	14:00	0	0	0	0	0	1	3	10	30	13	4	0	0	0	0	0	0	0	0	0	0	0	0	0	0	0	0	0	0	0	0	0	0	0	0	0	0	0	0	63	48.1	40 to 50	86.9	47	77.0
6/11/2021	15:00	0	0	0	0	1	1	1	7	41	26	2	2	0	0	0	0	0	0	0	0	0	0	0	0	0	0	0	0	0	0	0	0	0	0	0	0	0	0	0	81	48.5	40 to 50	91.4	71	87.7
6/11/2021	16:00	0	0	0	0	0	1	2	12	42	21	3	0	0	0	0	0	0	0	0	0	0	0	0	0	0	0	0	0	0	0	0	0	0	0	0	0	0	0	0	81	47.9	40 to 50	92.6	66	81.5
6/11/2021	17:00	0	0	0	0	1	2	1	15	44	21	4	0	1	0	0	0	0	0	0	0	0	0	0	0	0	0	0	0	0	0	0	0	0	0	0	0	0	0	0	89	48.1	40 to 50	89.9	70	78.7
6/11/2021	18:00	0	0	0	0	0	0	3	13	30	10	4	1	0	0	0	0	0	0	0	0	0	0	0	0	0	0	0	0	0	0	0	0	0	0	0	0	0	0	0	63	48	40 to 50	84.1	45	71.4
6/11/2021	19:00	0	1	0	0	1	0	1	10	19	9	5	0	0	0	0	0	0	0	0	0	0	0	0	0	0	0	0	0	0	0	0	0	0	0	0	0	0	0	0	44	47.8	40 to 50	86.4	31	70.5
6/11/2021	20:00	0	0	0	0	0	0	0	11	20	3	2	2	1	0	0	0	0	0	0	0	0	0	0	0	0	0	0	0	0	0	0	0	0	0	0	0	0	0	0	45	46.7	40 to 50	88.9	34	75.6
6/11/2021	21:00	0	0	0	0	0	3	9	16	6	2	0	0	0	0	0	0	0	0	0	0	0	0	0	0	0	0	0	0	0	0	0	0	0	0	0	0	0	0	0	30	44.4	35 to 45	93.3	18	60.0
6/11/2021	22:00	0	0	0	0	0	1	1	2	11	3	0	0	0	0	0	0	0	0	0	0	0	0	0	0	0	0	0	0	0	0	0	0	0	0	0	0	0	0	0	18	45	40 to 50	88.9	14	77.8
6/11/2021	23:00	0	0	0	0	1	0	0	3	5	3	1	0	0	0	0	0	0	0	0	0	0	0	0	0	0	0	0	0	0	0	0	0	0	0	0	0	0	0	0	13	48.3	40 to 50	84.6	9	69.2
24 Hr Summary		0	2	3	0	6	16	31	176	428	190	36	6	2	0	0	0	0	0	0	0	0	0	0	0	0	0	0	0	0	0	0	0	0	0	0	0	0	0	0	888	47.7	40 to 50	88.5	654	73.6

Incoming Histogram
Gilbo

from Tue-Jun-08-2021-12-00-AM to Mon-Jun-14-2021-11-59-PM

Date	Starting Hr min	<5.5 to <10	10 to <15	15 to <20	20 to <25	25 to <30	30 to <35	35 to <40	40 to <45	45 to <50	50 to <55	55 to <60	60 to <65	65 to <70	70 to <75	75 to <80	80 to <85	85 to <90	90 to <95	95 to <100	100 to <105	105 to <110	110 to <115	115 to <120	120 to <125	125 to <130	130 to <135	135 to <140	140 to <145	145 to <150	150 to <155	155 to <160	160 to <165	165 to <170	170 to <175	175 to <180	180 to <185	185 to <190	190 to <195	195 to >200	Total Counts	85pct Speed	10MPH Pace	% in pace	# of Speeders	% Speeders
6/12/2021	00:00	0	0	0	0	0	0	0	4	11	6	0	0	0	0	0	0	0	0	0	0	0	0	0	0	0	0	0	0	0	0	0	0	0	0	0	0	0	0	0	0	35 to 45	100.0	11	73.3
6/12/2021	01:00	0	0	0	0	0	0	0	2	5	1	0	1	0	0	0	0	0	0	0	0	0	0	0	0	0	0	0	0	0	0	0	0	0	0	0	0	0	0	0	0	40 to 50	88.9	7	77.8
6/12/2021	02:00	0	0	0	0	0	0	0	1	2	1	0	0	0	0	0	0	0	0	0	0	0	0	0	0	0	0	0	0	0	0	0	0	0	0	0	0	0	0	0	0	40 to 50	100.0	4	75.0
6/12/2021	03:00	0	0	0	0	0	0	0	0	0	1	1	0	0	0	0	0	0	0	0	0	0	0	0	0	0	0	0	0	0	0	0	0	0	0	0	0	0	0	0	0	45 to 55	100.0	1	100.0
6/12/2021	04:00	0	0	0	0	0	0	0	0	1	0	0	0	0	0	0	0	0	0	0	0	0	0	0	0	0	0	0	0	0	0	0	0	0	0	0	0	0	0	0	1	50	100.0	1	100.0
6/12/2021	05:00	0	0	0	0	0	0	0	1	1	0	0	0	0	0	0	0	0	0	0	0	0	0	0	0	0	0	0	0	0	0	0	0	0	0	0	0	0	0	0	2	50	100.0	2	100.0
6/12/2021	06:00	0	0	0	0	0	0	1	2	1	0	0	0	0	0	0	0	0	0	0	0	0	0	0	0	0	0	0	0	0	0	0	0	0	0	0	0	0	0	0	4	45	100.0	3	75.0
6/12/2021	07:00	0	0	0	0	2	4	6	7	2	1	1	0	0	0	0	0	0	0	0	0	0	0	0	0	0	0	0	0	0	0	0	0	0	0	0	0	0	0	0	23	47.5	35 to 45	73.9	11	47.8
6/12/2021	08:00	0	0	0	0	2	1	2	8	10	4	1	0	0	0	0	0	0	0	0	0	0	0	0	0	0	0	0	0	0	0	0	0	0	0	0	0	0	0	0	28	46.2	40 to 50	78.6	15	53.6
6/12/2021	09:00	0	0	0	0	0	1	2	8	15	4	1	0	0	0	0	0	0	0	0	0	0	0	0	0	0	0	0	0	0	0	0	0	0	0	0	0	0	0	0	31	45	40 to 50	87.1	20	64.5
6/12/2021	10:00	0	0	0	0	0	1	3	12	13	16	1	0	0	0	0	0	0	0	0	0	0	0	0	0	0	0	0	0	0	0	0	0	0	0	0	0	0	0	0	46	48.1	40 to 50	89.1	30	65.2
6/12/2021	11:00	0	0	1	0	0	3	2	4	26	13	3	0	0	0	0	0	0	0	0	0	0	0	0	0	0	0	0	0	0	0	0	0	0	0	0	0	0	0	0	57	47.7	40 to 50	84.2	42	73.7
6/12/2021	12:00	0	0	0	0	1	2	1	6	31	15	3	1	0	0	0	0	0	0	0	0	0	0	0	0	0	0	0	0	0	0	0	0	0	0	0	0	0	0	0	60	48.3	40 to 50	86.7	50	83.3
6/12/2021	13:00	0	0	0	0	0	0	4	14	18	12	5	0	0	0	0	0	0	0	0	0	0	0	0	0	0	0	0	0	0	0	0	0	0	0	0	0	0	0	0	51	47.9	40 to 50	86.3	33	64.7
6/12/2021	14:00	0	0	0	0	0	0	3	4	28	10	1	0	0	0	0	0	0	0	0	0	0	0	0	0	0	0	0	0	0	0	0	0	0	0	0	0	0	0	0	51	46.5	40 to 50	92.2	39	76.5
6/12/2021	15:00	0	0	0	0	0	3	4	8	23	7	4	0	0	0	0	0	0	0	0	0	0	0	0	0	0	0	0	0	0	0	0	0	0	0	0	0	0	0	0	49	47.9	40 to 50	77.6	34	69.4
6/12/2021	16:00	0	0	0	0	0	0	1	3	25	11	2	2	0	0	0	0	0	0	0	0	0	0	0	0	0	0	0	0	0	0	0	0	0	0	0	0	0	0	0	44	48.6	40 to 50	88.6	40	90.9
6/12/2021	17:00	0	0	0	0	0	0	0	11	28	13	1	0	1	0	0	0	0	0	0	0	0	0	0	0	0	0	0	0	0	0	0	0	0	0	0	0	0	0	0	54	47.7	40 to 50	96.3	41	79.6
6/12/2021	18:00	0	0	0	0	1	2	3	7	25	8	2	0	0	0	0	0	0	0	0	0	0	0	0	0	0	0	0	0	0	0	0	0	0	0	0	0	0	0	0	46	46.9	40 to 50	82.6	35	76.1
6/12/2021	19:00	0	0	0	0	0	1	0	7	15	5	2	1	0	0	0	0	0	0	0	0	0	0	0	0	0	0	0	0	0	0	0	0	0	0	0	0	0	0	0	31	48	40 to 50	87.1	23	74.2
6/12/2021	20:00	0	0	0	0	0	1	3	9	22	6	1	0	0	0	0	0	0	0	0	0	0	0	0	0	0	0	0	0	0	0	0	0	0	0	0	0	0	0	0	42	45.8	40 to 50	88.1	29	69.0
6/12/2021	21:00	0	0	0	0	0	0	6	13	2	4	0	0	0	0	0	0	0	0	0	0	0	0	0	0	0	0	0	0	0	0	0	0	0	0	0	0	0	0	0	25	50	40 to 50	84.0	19	76.0
6/12/2021	22:00	0	0	0	0	0	2	1	7	3	0	2	0	0	0	0	0	0	0	0	0	0	0	0	0	0	0	0	0	0	0	0	0	0	0	0	0	0	0	0	15	50	40 to 50	73.3	12	80.0
6/12/2021	23:00	0	0	0	0	0	0	3	5	1	2	0	0	0	0	0	0	0	0	0	0	0	0	0	0	0	0	0	0	0	0	0	0	0	0	0	0	0	0	0	11	50	40 to 50	81.8	8	72.7
24 Hr Summary		0	0	1	0	4	17	34	133	332	137	33	8	1	0	0	0	0	0	0	0	0	0	0	0	0	0	0	0	0	0	0	0	0	0	0	0	0	0	0	700	47.7	40 to 50	84.0	511	73.0

Incoming Histogram
Gilles

from Tue-Jun-08-2021-12-00-AM to Mon-Jun-14-2021-11-59-PM

Date	Starting Hr:min	<5.5 to <10	10 to <15	15 to <20	20 to <25	25 to <30	30 to <35	35 to <40	40 to <45	45 to <50	50 to <55	55 to <60	60 to <65	65 to <70	70 to <75	75 to <80	80 to <85	85 to <90	90 to <95	95 to <100	100 to <105	105 to <110	110 to <115	115 to <120	120 to <125	125 to <130	130 to <135	135 to <140	140 to <145	145 to <150	150 to <155	155 to <160	160 to <165	165 to <170	170 to <175	175 to <180	180 to <185	185 to <190	190 to <195	195 to >200	Total Counts	85pct Speed	10MPH Pace	% in pace	# of Speeders	% Speeders
6/13/2021	00:00	0	0	0	0	1	0	2	5	5	1	0	0	0	0	0	0	0	0	0	0	0	0	0	0	0	0	0	0	0	0	0	0	0	0	0	0	0	0	14	49	40 to 50	85.7	11	78.6
6/13/2021	01:00	0	0	0	0	1	0	1	2	4	1	0	0	0	0	0	0	0	0	0	0	0	0	0	0	0	0	0	0	0	0	0	0	0	0	0	0	0	0	9	50	40 to 50	77.8	7	77.8
6/13/2021	02:00	0	0	0	0	0	0	0	2	0	0	0	0	0	0	0	0	0	0	0	0	0	0	0	0	0	0	0	0	0	0	0	0	0	0	0	0	0	0	2	45	35 to 45	100.0	2	100.0
6/13/2021	03:00	0	0	0	0	0	0	0	0	0	1	0	0	0	0	0	0	0	0	0	0	0	0	0	0	0	0	0	0	0	0	0	0	0	0	0	0	0	0	1	55	45 to 55	100.0	1	100.0
6/13/2021	04:00	0	0	0	0	0	1	0	0	0	0	0	0	0	0	0	0	0	0	0	0	0	0	0	0	0	0	0	0	0	0	0	0	0	0	0	0	0	0	1	35	25 to 35	100.0	*	*
6/13/2021	05:00	0	0	0	0	1	0	0	1	1	0	0	0	0	0	0	0	0	0	0	0	0	0	0	0	0	0	0	0	0	0	0	0	0	0	0	0	0	0	4	45	40 to 50	75.0	2	50.0
6/13/2021	06:00	0	0	0	0	0	0	0	1	0	0	0	0	0	0	0	0	0	0	0	0	0	0	0	0	0	0	0	0	0	0	0	0	0	0	0	0	0	0	1	45	35 to 45	100.0	1	100.0
6/13/2021	07:00	0	0	0	0	0	0	0	4	2	2	0	0	0	0	0	0	0	0	0	0	0	0	0	0	0	0	0	0	0	0	0	0	0	0	0	0	0	0	8	52.5	45 to 55	100.0	8	100.0
6/13/2021	08:00	0	1	0	0	0	0	0	4	1	0	0	0	0	0	0	0	0	0	0	0	0	0	0	0	0	0	0	0	0	0	0	0	0	0	0	0	0	0	6	45	40 to 50	83.3	5	83.3
6/13/2021	09:00	0	0	0	0	0	1	3	12	5	1	0	0	0	0	0	0	0	0	0	0	0	0	0	0	0	0	0	0	0	0	0	0	0	0	0	0	0	0	22	48	40 to 50	90.9	18	81.8
6/13/2021	10:00	0	0	0	1	0	1	7	15	6	4	1	0	0	0	0	0	0	0	0	0	0	0	0	0	0	0	0	0	0	0	0	0	0	0	0	0	0	0	35	50	40 to 50	80.0	26	74.3
6/13/2021	11:00	0	0	0	0	0	3	8	27	6	2	0	0	0	0	0	0	0	0	0	0	0	0	0	0	0	0	0	0	0	0	0	0	0	0	0	0	0	0	46	45.8	40 to 50	89.1	35	76.1
6/13/2021	12:00	0	0	0	0	0	7	12	12	11	4	0	0	0	0	0	0	0	0	0	0	0	0	0	0	0	0	0	0	0	0	0	0	0	0	0	0	0	0	52	47.1	40 to 50	88.5	38	73.1
6/13/2021	13:00	0	0	0	1	0	3	10	25	11	2	0	0	0	0	0	0	0	0	0	0	0	0	0	0	0	0	0	0	0	0	0	0	0	0	0	0	0	0	48	48.8	40 to 50	91.7	44	91.7
6/13/2021	14:00	0	0	0	0	0	0	4	28	12	3	0	0	1	0	0	0	0	0	0	0	0	0	0	0	0	0	0	0	0	0	0	0	0	0	0	0	0	0	48	47.7	40 to 50	96.3	47	74.6
6/13/2021	15:00	0	0	0	1	0	2	13	31	13	0	2	1	0	0	0	0	0	0	0	0	0	0	0	0	0	0	0	0	0	0	0	0	0	0	0	0	0	0	59	48.4	40 to 50	91.5	52	88.1
6/13/2021	16:00	0	0	0	0	0	1	6	32	16	4	0	0	0	0	0	0	0	0	0	0	0	0	0	0	0	0	0	0	0	0	0	0	0	0	0	0	0	0	46	48.7	40 to 50	87.0	38	82.6
6/13/2021	17:00	0	0	1	0	1	1	5	20	15	1	2	0	0	0	0	0	0	0	0	0	0	0	0	0	0	0	0	0	0	0	0	0	0	0	0	0	0	0	42	51.2	40 to 50	76.2	33	78.6
6/13/2021	18:00	0	0	0	0	1	2	6	19	7	4	2	0	1	0	0	0	0	0	0	0	0	0	0	0	0	0	0	0	0	0	0	0	0	0	0	0	0	0	36	50	40 to 50	86.1	30	83.3
6/13/2021	19:00	0	0	0	0	0	0	6	21	4	2	3	0	0	0	0	0	0	0	0	0	0	0	0	0	0	0	0	0	0	0	0	0	0	0	0	0	0	0	37	45	40 to 50	91.9	28	75.7
6/13/2021	20:00	0	0	0	0	1	1	7	22	5	1	0	0	0	0	0	0	0	0	0	0	0	0	0	0	0	0	0	0	0	0	0	0	0	0	0	0	0	0	23	47.5	40 to 50	82.6	18	78.3
6/13/2021	21:00	0	0	0	0	0	2	2	13	4	0	1	0	0	0	0	0	0	0	0	0	0	0	0	0	0	0	0	0	0	0	0	0	0	0	0	0	0	0	15	47.5	40 to 50	93.3	11	73.3
6/13/2021	22:00	0	0	0	0	0	1	3	7	4	0	0	0	0	0	0	0	0	0	0	0	0	0	0	0	0	0	0	0	0	0	0	0	0	0	0	0	0	0	4	50	45 to 55	100.0	4	100.0
6/13/2021	23:00	0	0	0	0	0	0	0	1	2	1	0	0	0	0	0	0	0	0	0	0	0	0	0	0	0	0	0	0	0	0	0	0	0	0	0	0	0	0	620	48.3	40 to 50	86.1	486	78.4
24 Hr Summary		0	1	0	1	4	5	27	96	364	134	34	11	1	2	0	0	0	0	0	0	0	0	0	0	0	0	0	0	0	0	0	0	0	0	0	0	0	0							

Incoming Histogram
Cliffs

from Tue-Jun-08-2021-12:00:AM to Mon-Jun-14-2021-11:59:PM

Date	Starting Minute	<5 5 to <10	10 to <15	15 to <20	20 to <25	25 to <30	30 to <35	35 to <40	40 to <45	45 to <50	50 to <55	55 to <60	60 to <65	65 to <70	70 to <75	75 to <80	80 to <85	85 to <90	90 to <95	95 to <100	100 to <105	105 to <110	110 to <115	115 to <120	120 to <125	125 to <130	130 to <135	135 to <140	140 to <145	145 to <150	150 to <155	155 to <160	160 to <165	165 to <170	170 to <175	175 to <180	180 to <185	185 to <190	190 to <195	195 to >200	Total Counts	85pct Speed	10MPH Pace	% in pace	# of Speeders	% Speeders
6/14/2021	00:00	0 0	0	0	0	0	0	0	1	2	1	0	0	0	0	0	0	0	0	0	0	0	0	0	0	0	0	0	0	0	0	0	0	0	0	0	0	0	0	0	4	50	45 to 55	100.0	4	100.0
6/14/2021	01:00	0 0	0	0	0	0	0	0	1	1	0	0	0	0	0	0	0	0	0	0	0	0	0	0	0	0	0	0	0	0	0	0	0	0	0	0	0	0	0	0	2	50	40 to 50	100.0	2	100.0
6/14/2021	02:00	0 0	0	0	0	0	0	0	0	0	0	0	0	0	0	0	0	0	0	0	0	0	0	0	0	0	0	0	0	0	0	0	0	0	0	0	0	0	0	0	0	0	*	*	*	*
6/14/2021	03:00	0 5	0	0	0	0	0	1	0	0	1	0	0	0	0	0	0	0	0	0	0	0	0	0	0	0	0	0	0	0	0	0	0	0	0	0	0	0	0	0	7	40	5 to 15	71.4	1	14.3
6/14/2021	04:00	0 0	0	0	0	0	0	1	0	0	0	0	0	0	0	0	0	0	0	0	0	0	0	0	0	0	0	0	0	0	0	0	0	0	0	0	0	0	0	0	1	40	30 to 40	100.0	*	*
6/14/2021	05:00	0 0	0	0	0	1	0	0	0	1	0	0	0	0	0	0	0	0	0	0	0	0	0	0	0	0	0	0	0	0	0	0	0	0	0	0	0	0	0	0	2	50	20 to 30	50.0	1	50.0
6/14/2021	06:00	0 0	0	0	0	1	1	0	5	4	1	0	0	0	0	0	0	0	0	0	0	0	0	0	0	0	0	0	0	0	0	0	0	0	0	0	0	0	0	0	12	48.8	45 to 55	83.3	10	83.3
6/14/2021	07:00	0 0	0	0	1	0	1	5	17	5	0	0	0	0	0	0	0	0	0	0	0	0	0	0	0	0	0	0	0	0	0	0	0	0	0	0	0	0	0	0	29	46	40 to 50	93.1	22	75.9
6/14/2021	08:00	0 0	1	0	2	2	4	14	14	6	1	0	0	0	0	0	0	0	0	0	0	0	0	0	0	0	0	0	0	0	0	0	0	0	0	0	0	0	0	0	44	45	40 to 50	77.3	21	47.7
6/14/2021	09:00	0 0	0	0	0	1	1	9	20	7	2	0	0	0	0	0	0	0	0	0	0	0	0	0	0	0	0	0	0	0	0	0	0	0	0	0	0	0	0	0	40	47.5	40 to 50	72.5	29	72.5
6/14/2021	10:00	0 0	0	0	0	2	2	14	25	16	0	1	0	0	0	0	0	0	0	0	0	0	0	0	0	0	0	0	0	0	0	0	0	0	0	0	0	0	0	0	66	47.5	40 to 50	91.7	42	70.0
6/14/2021	11:00	0 0	0	1	1	2	10	15	26	13	2	1	0	0	0	0	0	0	0	0	0	0	0	0	0	0	0	0	0	0	0	0	0	0	0	0	0	0	0	0	71	46.9	40 to 50	76.1	42	59.2
6/14/2021	12:00	0 0	0	0	0	1	8	11	23	5	2	0	0	0	0	0	0	0	0	0	0	0	0	0	0	0	0	0	0	0	0	0	0	0	0	0	0	0	0	0	50	44.8	35 to 45	84.0	30	60.0
6/14/2021	13:00	0 0	0	0	0	0	4	18	39	13	0	0	0	0	0	0	0	0	0	0	0	0	0	0	0	0	0	0	0	0	0	0	0	0	0	0	0	0	0	0	74	45.8	40 to 50	94.6	52	70.3
6/14/2021	14:00	0 0	0	0	1	0	1	12	32	13	3	1	0	0	0	0	0	0	0	0	0	0	0	0	0	0	0	0	0	0	0	0	0	0	0	0	0	0	0	0	63	48.1	40 to 50	96.5	49	77.8
6/14/2021	15:00	0 0	0	0	1	1	3	22	24	15	3	2	0	0	0	0	0	0	0	0	0	0	0	0	0	0	0	0	0	0	0	0	0	0	0	0	0	0	0	0	69	48.1	40 to 50	88.4	44	63.8
6/14/2021	16:00	0 12	0	0	0	2	7	21	34	19	4	0	0	0	0	0	0	0	0	0	0	0	0	0	0	0	0	0	0	0	0	0	0	0	0	0	0	0	0	0	99	47.1	40 to 50	74.7	57	57.6
6/14/2021	17:00	0 9	0	0	0	0	5	7	40	20	2	0	0	0	0	0	0	0	0	0	0	0	0	0	0	0	0	0	0	0	0	0	0	0	0	0	0	0	0	0	83	47.5	40 to 50	89.7	62	74.7
6/14/2021	18:00	0 0	0	0	1	0	0	3	29	16	4	0	0	0	0	0	0	0	0	0	0	0	0	0	0	0	0	0	0	0	0	0	0	0	0	0	0	0	0	0	53	48.8	45 to 55	92.5	49	92.5
6/14/2021	19:00	0 0	0	0	0	0	1	11	18	7	3	0	0	0	0	0	0	0	0	0	0	0	0	0	0	0	0	0	0	0	0	0	0	0	0	0	0	0	0	0	40	47.9	40 to 50	90.0	28	70.0
6/14/2021	20:00	0 0	0	0	0	0	0	11	18	11	2	1	0	0	0	0	0	0	0	0	0	0	0	0	0	0	0	0	0	0	0	0	0	0	0	0	0	0	0	0	43	48.6	40 to 50	93.0	32	74.4
6/14/2021	21:00	0 0	0	0	2	0	1	8	9	4	3	1	0	0	0	0	0	0	0	0	0	0	0	0	0	0	0	0	0	0	0	0	0	0	0	0	0	0	0	0	28	50	40 to 50	75.0	17	60.7
6/14/2021	22:00	0 0	0	0	0	0	0	2	9	4	0	1	0	1	0	0	0	0	0	0	0	0	0	0	0	0	0	0	0	0	0	0	0	0	0	0	0	0	0	0	17	48.8	40 to 50	88.2	15	88.2
6/14/2021	23:00	0 0	0	0	0	0	0	1	5	0	1	0	0	0	0	0	0	0	0	0	0	0	0	0	0	0	0	0	0	0	0	0	0	0	0	0	0	0	0	0	7	45	35 to 45	85.7	6	85.7
24 Hr Summary		0 26	1	1	9	13	47	186	389	182	35	8	0	1	0	0	0	0	0	0	0	0	0	0	0	0	0	0	0	0	0	0	0	0	0	0	0	0	0	0	828	47.5	40 to 50	84.3	615	68.5

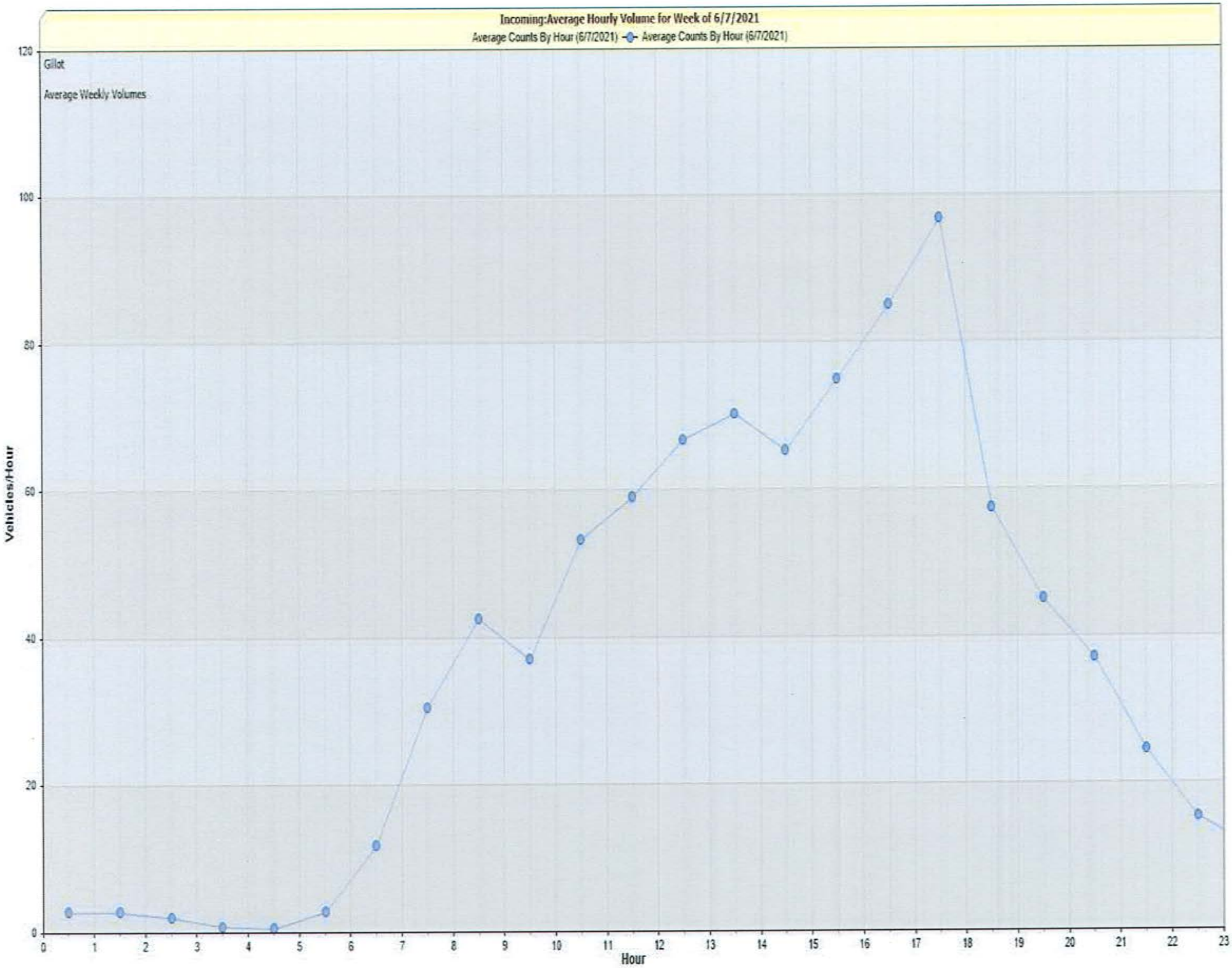
Incoming:Average Hourly Volume for Week of 6/7/2021
Average Counts By Hour (6/7/2021)
Average Counts By Hour (6/7/2021)
Gillot
Average Weekly Volumes
Vehicles/Hour
Hour
0
20
40
60
80
100
120
0 1 2 3 4 5 6 7 8 9 10 11 12 13 14 15 16 17 18 19 20 21 22 23

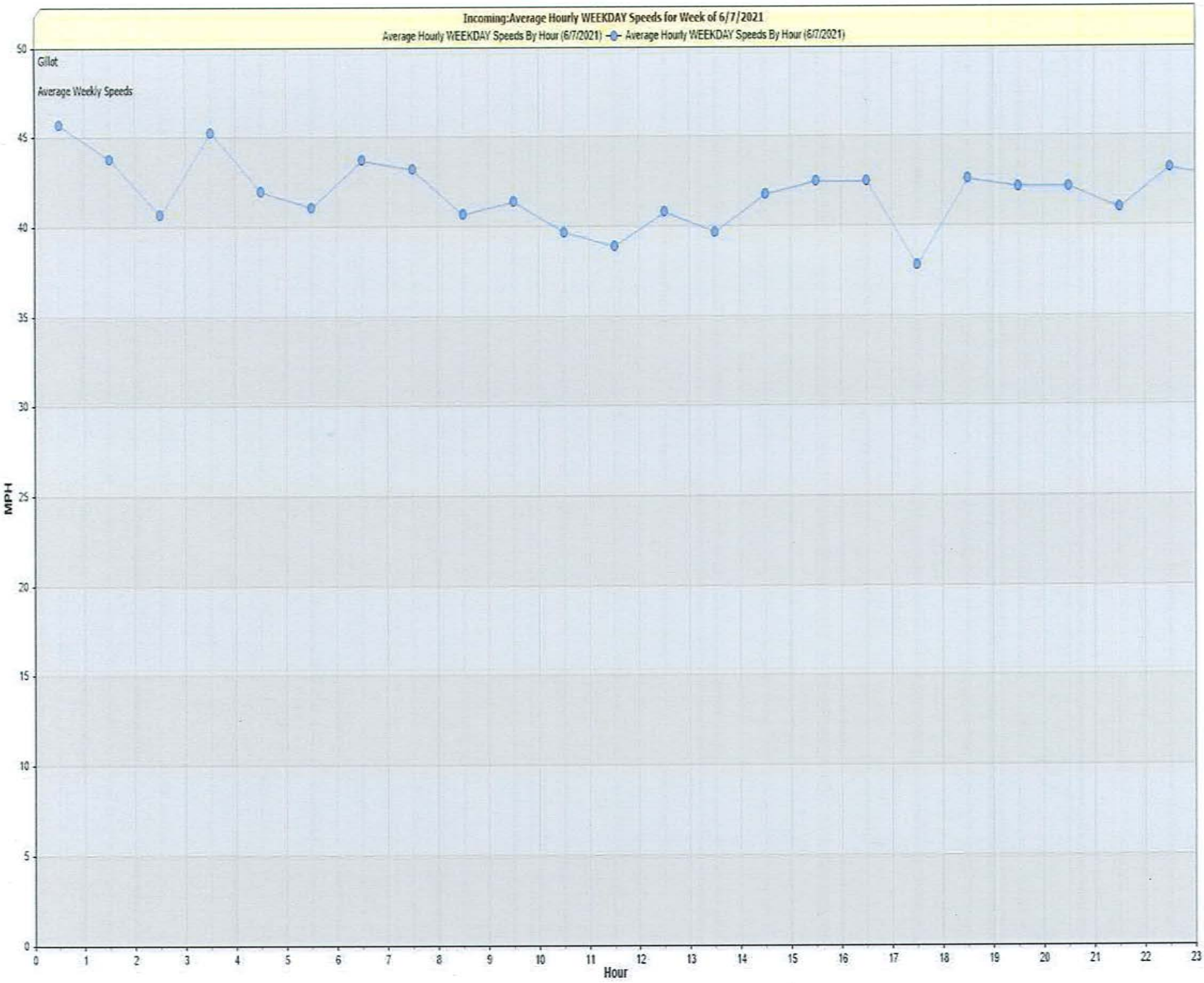
Incoming:Average Hourly WEEKDAY Speeds for Week of 6/7/2021
Average Hourly WEEKDAY Speeds By Hour (6/7/2021)
Average Hourly WEEKDAY Speeds By Hour (6/7/2021)
Gillot
Average Weekly Speeds
MPH
Hour
0
5
10
15
20
25
30
35
40
45
50
0 1 2 3 4 5 6 7 8 9 10 11 12 13 14 15 16 17 18 19 20 21 22 23

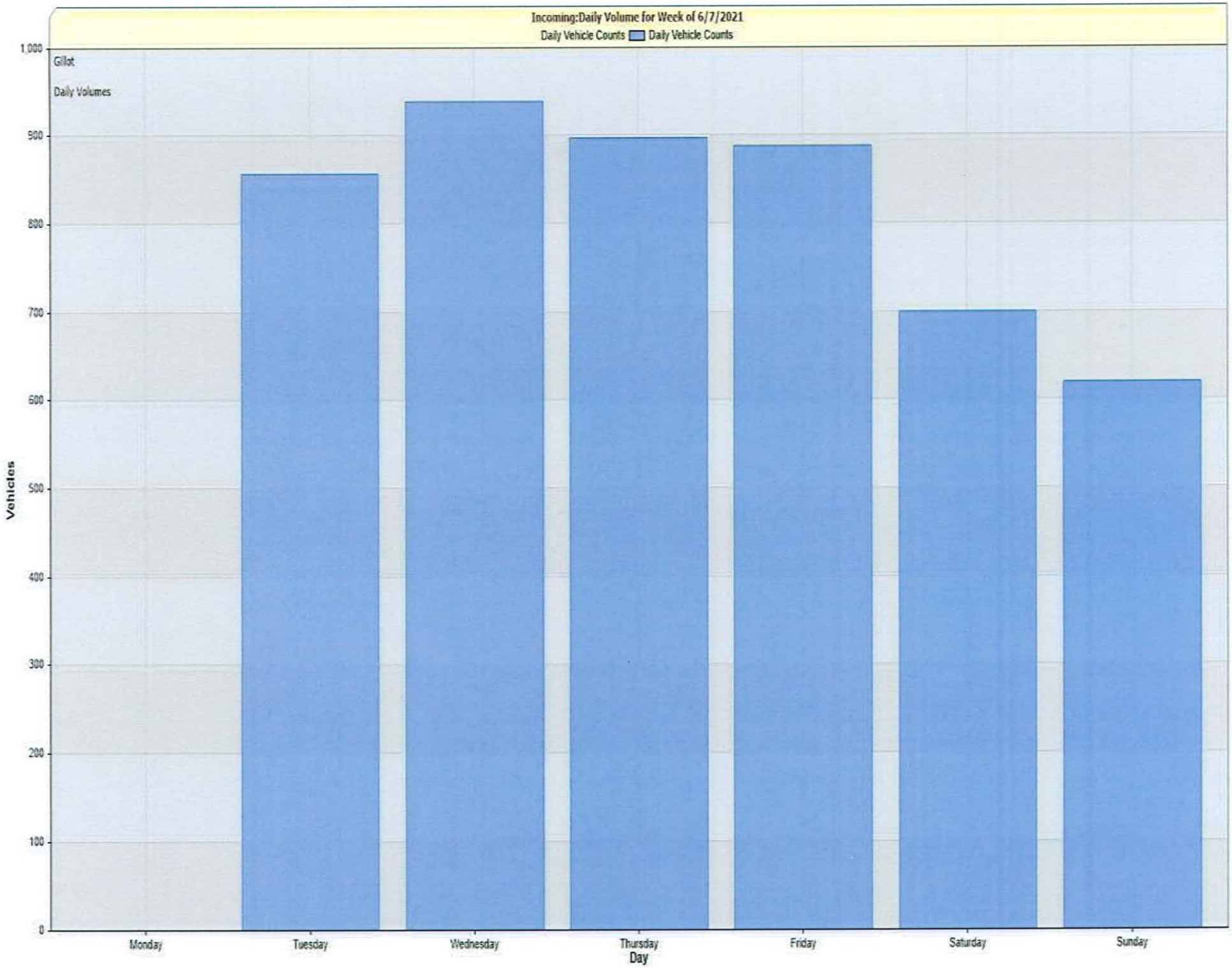
Incoming:Daily Volume for Week of 6/7/2021
Daily Vehicle Counts
Daily Vehicle Counts
Gillot
Daily Volumes
Vehicles
1,000
900
800
700
600
500
400
300
200
100
0
Monday
Tuesday
Wednesday
Thursday
Friday
Saturday
Sunday
Day

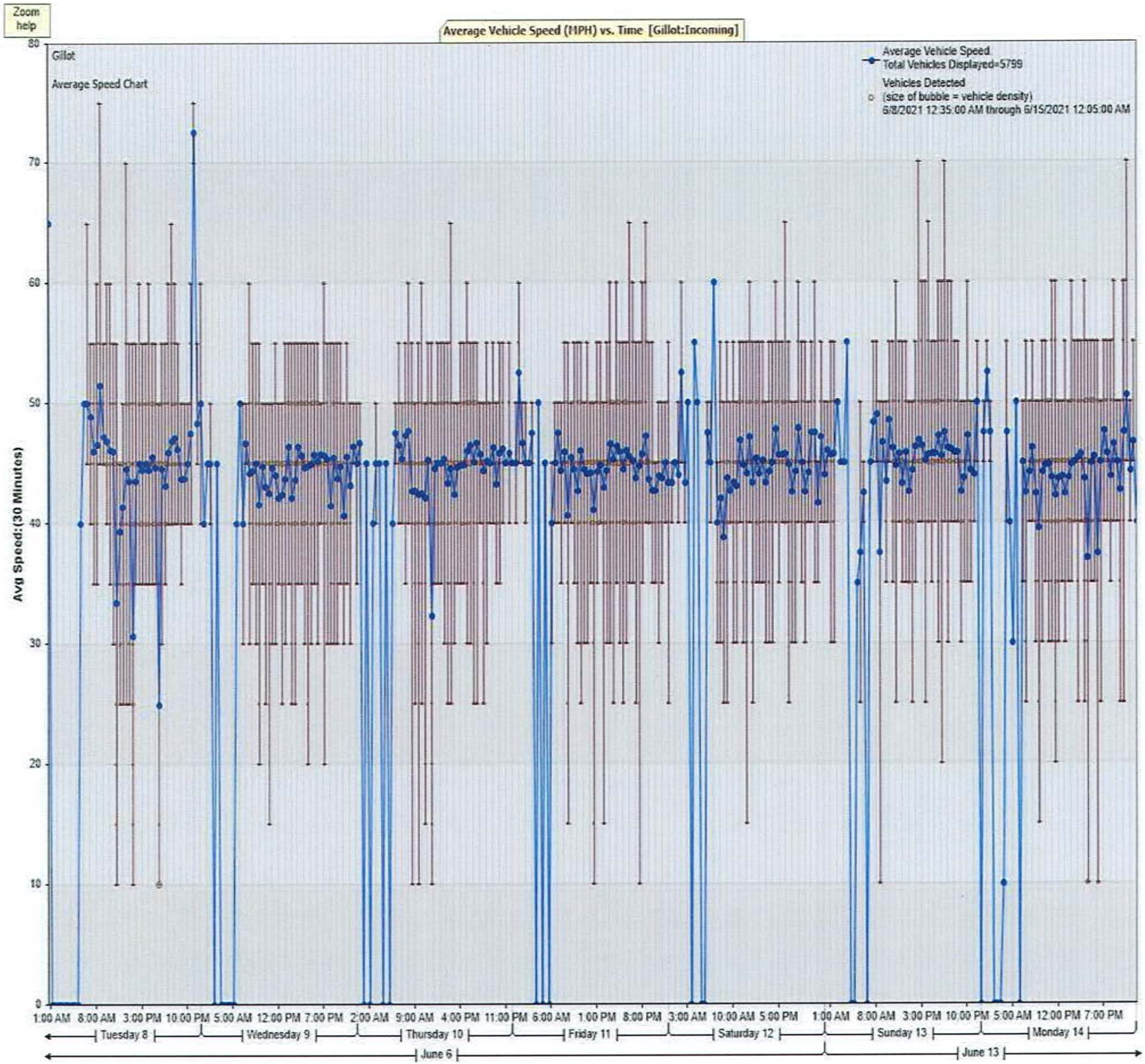
Zoom help
Average Vehicle Speed (MPH) vs. Time [Gillot:Incoming]
Gillot
Average Speed Chart
Average Vehicle Speed
Total Vehicles Displayed=5799
Vehicles Detected
(size of bubble = vehicle density)
6/8/2021 12:35:00 AM through 6/15/2021 12:05:00 AM
Avg Speed:(30 Minutes)
80
70
60
50
40
30
20
10
0
1:00 AM 8:00 AM 3:00 PM 10:00 PM 5:00 AM 12:00 PM 7:00 PM 2:00 AM 9:00 AM 4:00 PM 11:00 PM 6:00 AM 1:00 PM 8:00 PM 3:00 AM 10:00 AM 5:00 PM 1:00 AM 8:00 AM 3:00 PM 10:00 PM 5:00 AM 12:00 PM 7:00 PM
Tuesday 8
Wednesday 9
Thursday 10
Friday 11
Saturday 12
Sunday 13
Monday 14
June 6
June 13

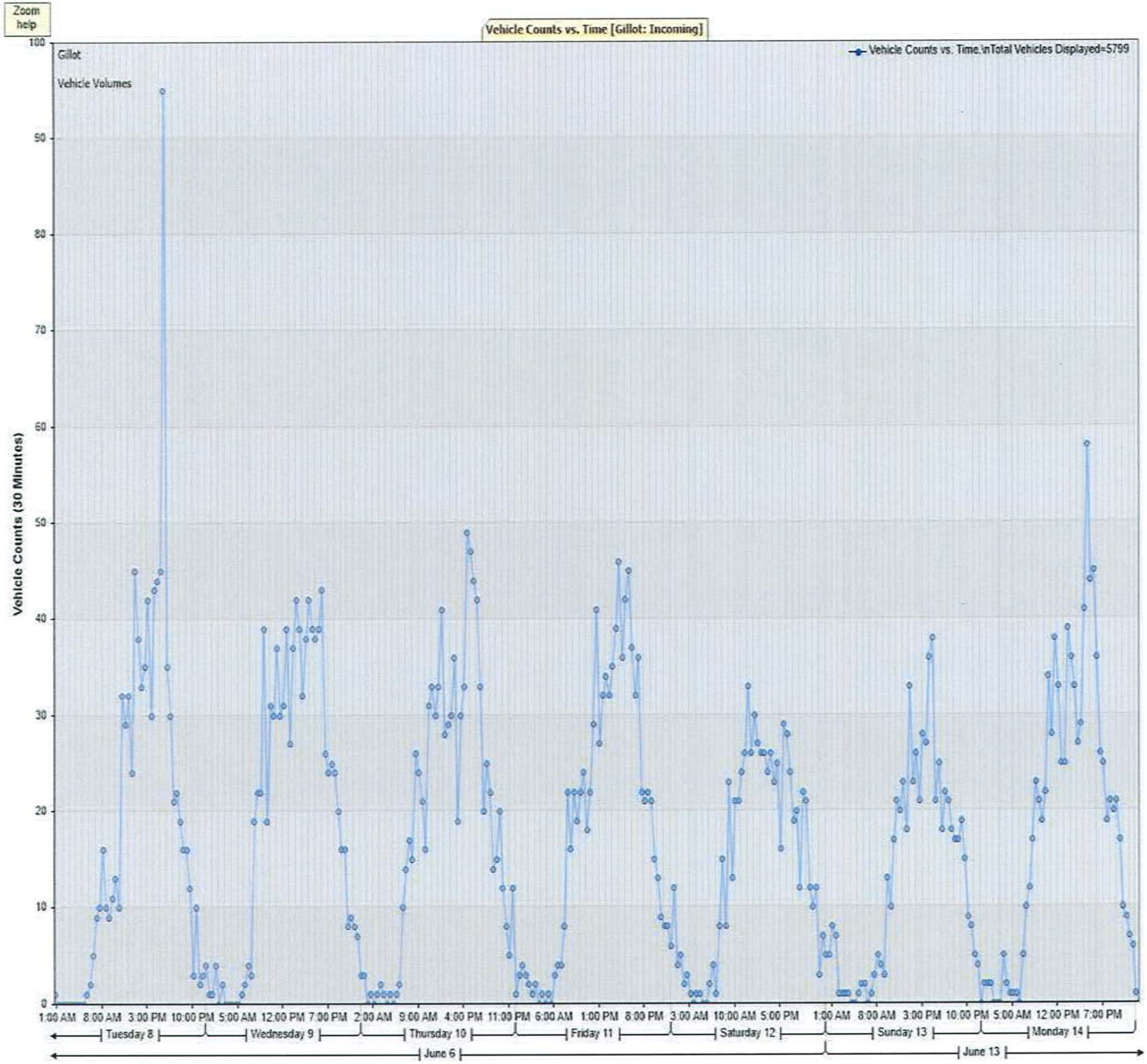
Zoom help
Vehicle Counts vs. Time [Gillot: Incoming]
Gillot
Vehicle Volumes
Vehicle Counts vs. Time.\nTotal Vehicles Displayed=5799
Vehicle Counts (30 Minutes)
0
10
20
30
40
50
60
70
80
90
100
1:00 AM 8:00 AM 3:00 PM 10:00 PM 5:00 AM 12:00 PM 7:00 PM 2:00 AM 9:00 AM 4:00 PM 11:00 PM 6:00 AM 1:00 PM 8:00 PM 3:00 AM 10:00 AM 5:00 PM 1:00 AM 8:00 AM 3:00 PM 10:00 PM 5:00 AM 12:00 PM 7:00 PM
Tuesday 8
Wednesday 9
Thursday 10
Friday 11
Saturday 12
Sunday 13
Monday 14
June 6
June 13

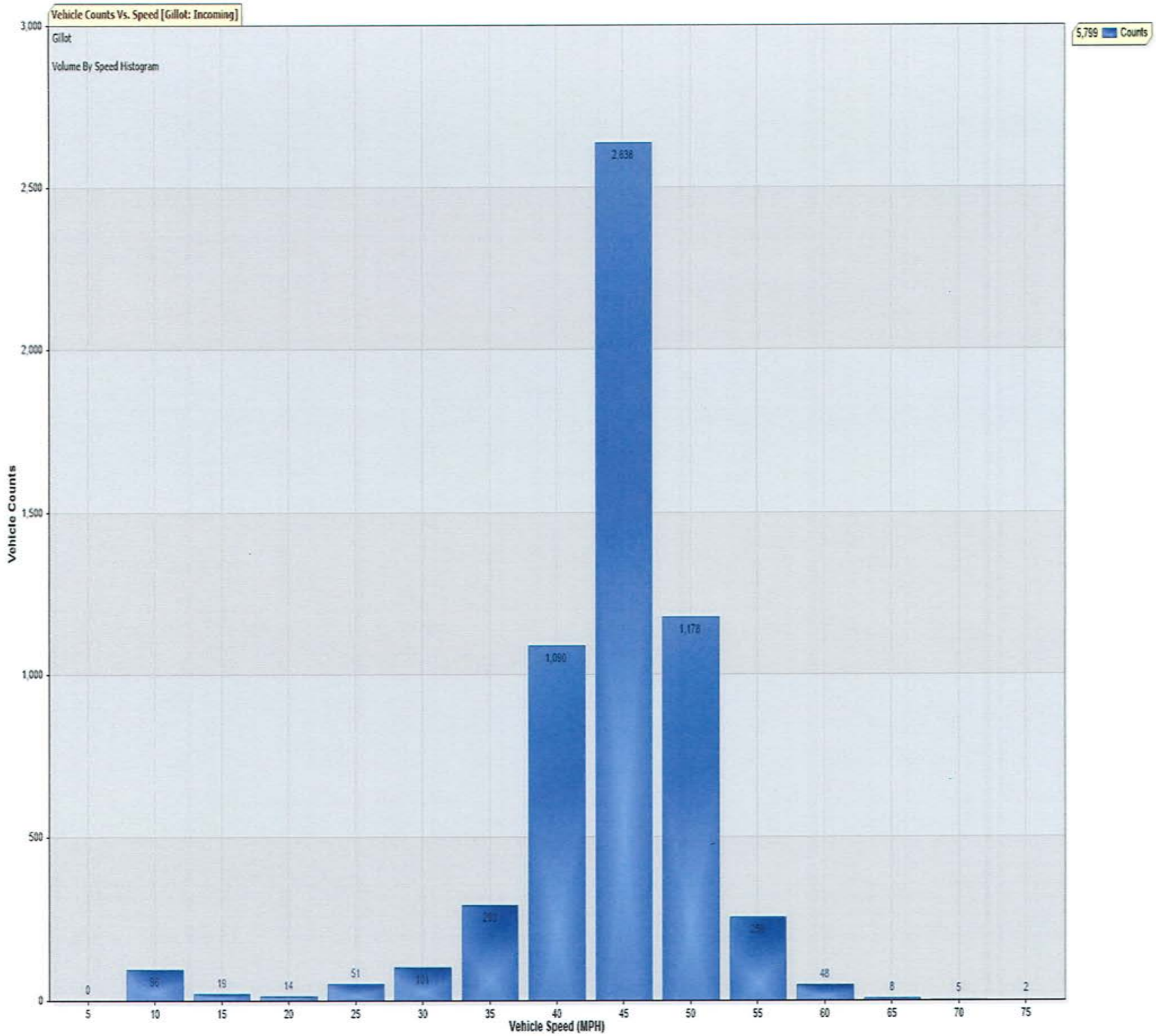
Vehicle Counts Vs. Speed [Gillot: Incoming]
Gillot
Volume By Speed Histogram
5,799 Counts
Vehicle Counts
3,000
2,500
2,000
1,500
1,000
500
0
0
96
19
14
51
101
1,090
2,638
1,178
48
8
5
2
5
10
15
20
25
30
35
40
45
50
55
60
65
70
75
Vehicle Speed (MPH)

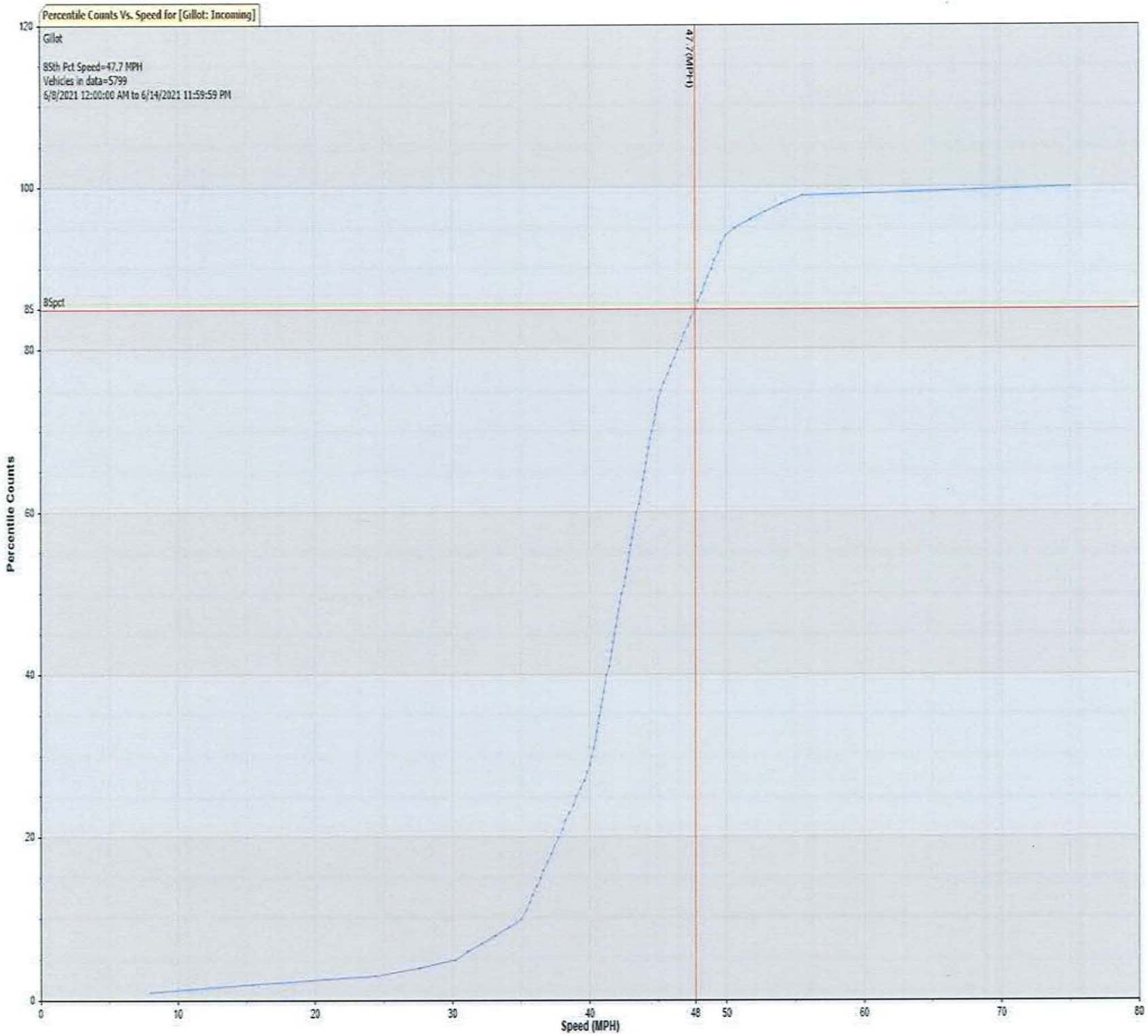
Percentile Counts Vs. Speed for [Gillot: Incoming]
Gillot
85th Pct Speed=47.7 MPH
Vehicles in data=5799
6/8/2021 12:00:00 AM to 6/14/2021 11:59:59 PM
47.7(MPH)
85pct
Percentile Counts
Speed (MPH)
0
20
40
60
80
85
100
120
0
10
20
30
40
48
50
60
70
80

For Project:	David Blvd - WB				
Project Notes:					
Location/Name:	Incoming				
Report Generated:	8/20/2021	08:41			
Speed Intervals	5 MPH				
Time Intervals	Instant				
Traffic Report From	6/16/2021	22:00:00	through	6/21/2021	23:59:59
85th Percentile Speed	39.6 MPH				
85th Percentile Vehicles	1334				
Max Speed	65 MPH	on	6/20/2021	00:15:00	
Total Vehicles	1570				
AADT:	308				

Volumes - weekly counts

	Time	5 Day	7 Day
Average Daily		232	261
AM Peak	10:00	23	25
PM Peak	05:00	28	26

Speed

Speed Limit:	30
85th Percentile Speed:	39.6
Average Speed:	33.84

	Monday	Tuesday	Wednesday	Thursday	Friday	Saturday	Sunday
Count over limit	128	N/A	3	301	279	279	248
% over limit	74.0	N/A	100.0	78.0	76.4	81.8	82.1
Avg Speeder	37.2	N/A	40.8	35.7	35.9	36.2	36.5

Day/Time Ending	85th pctl (MPH)	85th pctl cnts	Total Cnts	Max Speed	Avg Speeder	% Speeders
6/16/2021 11:00:00 PM	45.0	2	2	45	40.0	100.0%
6/17/2021 12:00:00 AM	45.0	1	1	45	42.5	100.0%
6/17/2021 01:00:00 AM	0.0	0	0	0	0.0	0.0%
6/17/2021 02:00:00 AM	0.0	0	0	0	0.0	0.0%
6/17/2021 03:00:00 AM	0.0	0	0	0	0.0	0.0%
6/17/2021 04:00:00 AM	30.0	1	1	30	0.0	0.0%
6/17/2021 05:00:00 AM	40.0	3	3	40	35.0	66.7%
6/17/2021 06:00:00 AM	35.0	4	5	45	35.8	60.0%
6/17/2021 07:00:00 AM	35.0	7	8	40	35.0	25.0%
6/17/2021 08:00:00 AM	41.7	18	21	50	37.8	81.0%
6/17/2021 09:00:00 AM	38.3	14	16	40	35.5	62.5%
6/17/2021 10:00:00 AM	38.3	16	19	45	35.4	73.7%
6/17/2021 11:00:00 AM	36.4	26	31	40	34.1	71.0%
6/17/2021 12:00:00 PM	36.7	23	27	40	34.0	74.1%
6/17/2021 01:00:00 PM	40.0	19	22	50	35.5	90.9%
6/17/2021 02:00:00 PM	37.9	24	28	45	35.0	64.3%
6/17/2021 03:00:00 PM	39.2	28	33	55	36.1	66.7%
6/17/2021 04:00:00 PM	41.0	23	27	45	35.8	85.2%
6/17/2021 05:00:00 PM	39.3	30	35	45	36.0	85.7%
6/17/2021 06:00:00 PM	40.7	34	40	45	36.3	90.0%
6/17/2021 07:00:00 PM	39.2	20	24	50	35.5	91.7%
6/17/2021 08:00:00 PM	36.7	9	11	40	34.4	72.7%
6/17/2021 09:00:00 PM	38.8	11	13	45	35.2	84.6%
6/17/2021 10:00:00 PM	41.7	10	12	45	37.5	91.7%
6/17/2021 11:00:00 PM	40.0	6	7	45	36.1	100.0%
6/18/2021 12:00:00 AM	42.5	3	4	45	40.0	100.0%
6/18/2021 01:00:00 AM	0.0	0	0	0	0.0	0.0%
6/18/2021 02:00:00 AM	40.0	1	1	40	37.5	100.0%
6/18/2021 03:00:00 AM	35.0	2	2	35	32.5	100.0%
6/18/2021 04:00:00 AM	35.0	1	1	35	32.5	100.0%
6/18/2021 05:00:00 AM	0.0	0	0	0	0.0	0.0%
6/18/2021 06:00:00 AM	30.0	4	5	45	42.5	20.0%
6/18/2021 07:00:00 AM	40.0	2	2	40	35.0	100.0%
6/18/2021 08:00:00 AM	40.0	14	16	45	35.4	75.0%
6/18/2021 09:00:00 AM	39.2	13	15	45	36.1	73.3%
6/18/2021 10:00:00 AM	38.8	18	21	45	35.2	71.4%
6/18/2021 11:00:00 AM	39.4	19	22	50	36.3	77.3%
6/18/2021 12:00:00 PM	38.1	26	30	45	35.0	66.7%
6/18/2021 01:00:00 PM	39.3	23	27	50	35.5	85.2%
6/18/2021 02:00:00 PM	38.3	26	30	50	35.1	70.0%
6/18/2021 03:00:00 PM	39.3	20	23	45	35.6	78.3%
6/18/2021 04:00:00 PM	40.0	20	24	50	37.2	75.0%
6/18/2021 05:00:00 PM	43.1	25	29	55	37.9	89.7%
6/18/2021 06:00:00 PM	39.6	30	35	45	35.8	85.7%
6/18/2021 07:00:00 PM	39.4	18	21	45	35.8	85.7%
6/18/2021 08:00:00 PM	38.3	20	23	45	35.8	52.2%
6/18/2021 09:00:00 PM	37.5	11	13	45	34.7	69.2%
6/18/2021 10:00:00 PM	39.0	13	15	45	35.4	80.0%
6/18/2021 11:00:00 PM	38.8	6	7	40	35.4	100.0%

6/19/2021 12:00:00 AM	50.0	3	3	50	40.8	100.0%
6/19/2021 01:00:00 AM	35.0	3	4	40	33.8	100.0%
6/19/2021 02:00:00 AM	40.0	3	3	40	35.0	66.7%
6/19/2021 03:00:00 AM	35.0	1	1	35	32.5	100.0%
6/19/2021 04:00:00 AM	30.0	1	1	30	0.0	0.0%
6/19/2021 05:00:00 AM	0.0	0	0	0	0.0	0.0%
6/19/2021 06:00:00 AM	20.0	1	1	20	0.0	0.0%
6/19/2021 07:00:00 AM	35.0	1	1	35	32.5	100.0%
6/19/2021 08:00:00 AM	35.0	8	10	40	34.2	60.0%
6/19/2021 09:00:00 AM	40.0	8	10	45	37.0	100.0%
6/19/2021 10:00:00 AM	37.5	21	25	45	34.7	72.0%
6/19/2021 11:00:00 AM	41.7	23	27	45	37.3	74.1%
6/19/2021 12:00:00 PM	41.7	25	29	45	36.5	89.7%
6/19/2021 01:00:00 PM	40.0	29	34	50	35.8	79.4%
6/19/2021 02:00:00 PM	38.6	17	20	45	35.5	75.0%
6/19/2021 03:00:00 PM	42.5	23	27	50	37.1	96.3%
6/19/2021 04:00:00 PM	38.5	23	27	45	35.2	81.5%
6/19/2021 05:00:00 PM	39.2	16	19	55	36.5	78.9%
6/19/2021 06:00:00 PM	42.0	19	22	45	36.7	81.8%
6/19/2021 07:00:00 PM	41.2	23	27	50	37.3	77.8%
6/19/2021 08:00:00 PM	38.8	9	11	50	35.7	100.0%
6/19/2021 09:00:00 PM	40.0	19	22	45	36.3	72.7%
6/19/2021 10:00:00 PM	40.0	6	7	50	35.4	100.0%
6/19/2021 11:00:00 PM	40.0	7	8	45	37.5	100.0%
6/20/2021 12:00:00 AM	38.3	3	4	40	36.3	100.0%
6/20/2021 01:00:00 AM	40.0	7	8	65	43.8	50.0%
6/20/2021 02:00:00 AM	35.0	2	2	35	32.5	50.0%
6/20/2021 03:00:00 AM	35.0	1	1	35	32.5	100.0%
6/20/2021 04:00:00 AM	35.0	2	2	35	32.5	100.0%
6/20/2021 05:00:00 AM	25.0	1	1	25	0.0	0.0%
6/20/2021 06:00:00 AM	0.0	0	0	0	0.0	0.0%
6/20/2021 07:00:00 AM	45.0	2	2	45	42.5	50.0%
6/20/2021 08:00:00 AM	47.5	5	6	50	39.2	100.0%
6/20/2021 09:00:00 AM	37.5	10	12	55	37.5	50.0%
6/20/2021 10:00:00 AM	41.7	14	16	45	36.0	81.3%
6/20/2021 11:00:00 AM	39.2	14	17	50	36.4	82.4%
6/20/2021 12:00:00 PM	39.3	26	31	45	36.5	83.9%
6/20/2021 01:00:00 PM	38.6	22	26	45	35.0	84.6%
6/20/2021 02:00:00 PM	42.9	25	29	50	37.3	82.8%
6/20/2021 03:00:00 PM	40.0	19	22	45	37.5	63.6%
6/20/2021 04:00:00 PM	40.0	16	19	45	36.6	89.5%
6/20/2021 05:00:00 PM	38.1	22	26	45	34.9	80.8%
6/20/2021 06:00:00 PM	40.0	20	24	45	36.5	100.0%
6/20/2021 07:00:00 PM	41.7	14	16	45	36.1	87.5%
6/20/2021 08:00:00 PM	37.5	11	13	55	35.2	84.6%
6/20/2021 09:00:00 PM	38.8	8	10	45	35.8	90.0%
6/20/2021 10:00:00 PM	40.0	9	11	50	37.5	100.0%
6/20/2021 11:00:00 PM	40.0	4	5	55	38.5	100.0%
6/21/2021 12:00:00 AM	45.0	3	3	45	37.5	66.7%
6/21/2021 01:00:00 AM	40.0	2	2	40	35.0	100.0%

6/21/2021 02:00:00 AM	50.0	1	1	50	47.5	100.0%
6/21/2021 03:00:00 AM	0.0	0	0	0	0.0	0.0%
6/21/2021 04:00:00 AM	45.0	1	1	45	42.5	100.0%
6/21/2021 05:00:00 AM	35.0	2	2	35	32.5	50.0%
6/21/2021 06:00:00 AM	40.0	4	5	50	37.5	80.0%
6/21/2021 07:00:00 AM	30.0	1	1	30	0.0	0.0%
6/21/2021 08:00:00 AM	37.0	15	18	40	35.0	55.6%
6/21/2021 09:00:00 AM	39.0	14	16	45	35.4	75.0%
6/21/2021 10:00:00 AM	37.5	17	20	50	35.4	70.0%
6/21/2021 11:00:00 AM	46.2	14	17	50	40.2	76.5%
6/21/2021 12:00:00 PM	45.0	8	9	50	36.9	88.9%
6/21/2021 01:00:00 PM	40.0	8	10	50	38.8	80.0%
6/21/2021 02:00:00 PM	42.5	7	8	45	36.1	87.5%
6/21/2021 03:00:00 PM	43.3	8	9	45	39.5	55.6%
6/21/2021 04:00:00 PM	40.0	13	15	50	37.5	66.7%
6/21/2021 05:00:00 PM	45.0	9	11	50	38.0	90.9%
6/21/2021 06:00:00 PM	35.0	8	10	45	35.0	80.0%
6/21/2021 07:00:00 PM	45.0	8	9	50	37.5	88.9%
6/21/2021 08:00:00 PM	45.0	3	4	50	45.0	50.0%
6/21/2021 09:00:00 PM	40.0	3	3	40	35.0	66.7%
6/21/2021 10:00:00 PM	45.0	1	1	45	42.5	100.0%
6/21/2021 11:00:00 PM	35.0	1	1	35	32.5	100.0%
6/22/2021 12:00:00 AM	0.0	0	0	0	0.0	0.0%

Day/Time Ending	85th pctl (MPH)	85th pctl cnts	Total Cnts	Max Speed	Avg Speeder	% Speeders
6/17/2021 12:00:00 AM	45.0	3	3	45	40.8	100.0%
6/18/2021 12:00:00 AM	39.1	329	387	55	35.7	78.0%
6/19/2021 12:00:00 AM	39.2	310	365	55	35.9	76.4%
6/20/2021 12:00:00 AM	39.9	289	340	55	36.2	81.8%
6/21/2021 12:00:00 AM	39.9	257	302	65	36.5	82.1%
6/21/2021 11:59:59 PM	41.9	147	173	50	37.2	74.0%

Incoming Weekly Counts
David Blvd

from Wed-Jun-16-2021-10-00-PM to Mon-Jun-21-2021-11-59-PM

Hour	6/14/2021 Monday 6/14/2021	to Tuesday 6/15/2021	6/20/2021 Wednesday 6/16/2021	Thursday 6/17/2021	Friday 6/18/2021	Saturday 6/19/2021	Sunday 6/20/2021	Week Day Avg	Weekend Avg	Week Day 85% Avg Speed
0 - 1	*	*	*	0	0	4	8	0	6	0
1 - 2	*	*	*	0	1	3	2	0.5	2.5	40
2 - 3	*	*	*	0	2	1	1	1	1	35
3 - 4	*	*	*	1	1	1	2	1	1.5	32.5
4 - 5	*	*	*	3	0	0	1	1.5	0.5	40
5 - 6	*	*	*	5	5	1	0	5	0.5	32.5
6 - 7	*	*	*	8	2	1	2	5	1.5	37.5
7 - 8	*	*	*	21	16	10	6	18.5	8	40.85
8 - 9	*	*	*	16	15	10	12	15.5	11	38.75
9 - 10	*	*	*	19	21	25	16	20	20.5	38.55
10 - 11	*	*	*	31	22	27	17	26.5	22	37.9
11 - 12	*	*	*	27	30	29	31	28.5	30	37.4
12 - 13	*	*	*	22	27	34	26	24.5	30	39.65
13 - 14	*	*	*	28	30	20	29	29	24.5	38.1
14 - 15	*	*	*	33	23	27	22	28	24.5	39.25
15 - 16	*	*	*	27	24	27	19	25.5	23	40.5
16 - 17	*	*	*	35	29	19	26	32	22.5	41.2
17 - 18	*	*	*	40	35	22	24	37.5	23	40.15
18 - 19	*	*	*	24	21	27	16	22.5	21.5	39.3
19 - 20	*	*	*	11	23	11	13	17	12	37.5
20 - 21	*	*	*	13	13	22	10	13	16	38.15
21 - 22	*	*	*	12	15	7	11	13.5	9	40.35
22 - 23	*	*	2	7	7	8	5	5.33	6.5	41.27
23 - 24	*	*	1	4	3	4	3	2.67	3.5	45.83
Totals	0	0	3	387	365	340	302			
% of Total	0%	0%	0.21%	27.7%	26.13%	24.34%	21.62%			

Incoming Weekly Counts
David Blvd

from Wed-Jun-16-2021-10-00-PM to Mon-Jun-21-2021-11-59-PM

Hour	6/21/2021 Monday 6/21/2021	to Tuesday 6/22/2021	6/27/2021 Wednesday 6/23/2021	Thursday 6/24/2021	Friday 6/25/2021	Saturday 6/26/2021	Sunday 6/27/2021	Week Day Avg	Weekend Avg	Week Day 85% Avg Speed
0 - 1	2	*	*	*	*	*	*	2	0	40
1 - 2	1	*	*	*	*	*	*	1	0	50
2 - 3	0	*	*	*	*	*	*	0	0	0
3 - 4	1	*	*	*	*	*	*	1	0	45
4 - 5	2	*	*	*	*	*	*	2	0	35
5 - 6	5	*	*	*	*	*	*	5	0	40
6 - 7	1	*	*	*	*	*	*	1	0	30
7 - 8	18	*	*	*	*	*	*	18	0	37
8 - 9	16	*	*	*	*	*	*	16	0	39
9 - 10	20	*	*	*	*	*	*	20	0	37.5
10 - 11	17	*	*	*	*	*	*	17	0	46.2
11 - 12	9	*	*	*	*	*	*	9	0	45
12 - 13	10	*	*	*	*	*	*	10	0	40
13 - 14	8	*	*	*	*	*	*	8	0	42.5
14 - 15	9	*	*	*	*	*	*	9	0	43.3
15 - 16	15	*	*	*	*	*	*	15	0	40
16 - 17	11	*	*	*	*	*	*	11	0	45
17 - 18	10	*	*	*	*	*	*	10	0	35
18 - 19	9	*	*	*	*	*	*	9	0	45
19 - 20	4	*	*	*	*	*	*	4	0	45
20 - 21	3	*	*	*	*	*	*	3	0	40
21 - 22	1	*	*	*	*	*	*	1	0	45
22 - 23	1	*	*	*	*	*	*	1	0	35
23 - 24	0	*	*	*	*	*	*	0	0	0
Totals	173	0	0	0	0	0	0			
% of Total	100%	0%	0%	0%	0%	0%	0%			

Incoming Monthly Counts
David Blvd

from Wed-Jun-16-2021-10-00-PM to Mon-Jun-21-2021-11-59-PM

Hour	Jun 2021 Monday	Tuesday	Wednesday	Thursday	Friday	Saturday	Sunday	Week Day Avg	Weekend Avg	Week Day 85% Avg Speed
0 - 1	2	*	*	0	0	4	8	0.67	6	40
1 - 2	1	*	*	0	1	3	2	0.67	2.5	45
2 - 3	0	*	*	0	2	1	1	0.67	1	35
3 - 4	1	*	*	1	1	1	2	1	1.5	36.67
4 - 5	2	*	*	3	0	0	1	1.67	0.5	37.5
5 - 6	5	*	*	5	5	1	0	5	0.5	35
6 - 7	1	*	*	8	2	1	2	3.67	1.5	35
7 - 8	18	*	*	21	16	10	6	18.33	8	39.57
8 - 9	16	*	*	16	15	10	12	15.67	11	38.83
9 - 10	20	*	*	19	21	25	16	20	20.5	38.2
10 - 11	17	*	*	31	22	27	17	23.33	22	40.67
11 - 12	9	*	*	27	30	29	31	22	30	39.93
12 - 13	10	*	*	22	27	34	26	19.67	30	39.77
13 - 14	8	*	*	28	30	20	29	22	24.5	39.57
14 - 15	9	*	*	33	23	27	22	21.67	24.5	40.6
15 - 16	15	*	*	27	24	27	19	22	23	40.33
16 - 17	11	*	*	35	29	19	26	25	22.5	42.47
17 - 18	10	*	*	40	35	22	24	28.33	23	38.43
18 - 19	9	*	*	24	21	27	16	18	21.5	41.2
19 - 20	4	*	*	11	23	11	13	12.67	12	40
20 - 21	3	*	*	13	13	22	10	9.67	16	38.77
21 - 22	1	*	*	12	15	7	11	9.33	9	41.9
22 - 23	1	*	2	7	7	8	5	4.25	6.5	39.7
23 - 24	0	*	1	4	3	4	3	2	3.5	45.83
Totals	173	0	3	387	365	340	302			
% of Total	11.02%	0%	0.19%	24.65%	23.25%	21.66%	19.24%			

Incoming Weekly Speeds
David Blvd

from Wed-Jun-16-2021-10-00-PM to Mon-Jun-21-2021-11-59-PM

Hour	6/14/2021 Monday 6/14/2021	to Tuesday 6/15/2021	6/20/2021 Wednesday 6/16/2021	Thursday 6/17/2021	Friday 6/18/2021	Saturday 6/19/2021	Sunday 6/20/2021	Week Day Avg	Weekend Avg	Week Day 85% Avg Speed
0 - 1	*	*	*	0	0	33.25	33.25	0	33.25	0
1 - 2	*	*	*	0	37	32	29.5	37	31	40
2 - 3	*	*	*	0	32	32	32	32	32	35
3 - 4	*	*	*	27	32	27	32	29.5	30.33	32.5
4 - 5	*	*	*	32	0	0	22	32	22	40
5 - 6	*	*	*	32	28.2	17	0	30.1	17	32.5
6 - 7	*	*	*	22.75	34.5	32	34.5	25.1	33.67	37.5
7 - 8	*	*	*	35	32.69	30.6	38.67	34	33.63	40.85
8 - 9	*	*	*	30.5	33.13	36.5	31.25	31.77	33.64	38.75
9 - 10	*	*	*	31.63	32.24	32.48	33.38	31.95	32.83	38.55
10 - 11	*	*	*	31.26	33.91	34.26	33.65	32.36	34.02	37.9
11 - 12	*	*	*	31.33	32.3	35.31	34.81	31.84	35.05	37.4
12 - 13	*	*	*	34.45	33.96	33.82	33.58	34.18	33.72	39.65
13 - 14	*	*	*	31.39	32.17	33.15	35.17	31.79	34.35	38.1
14 - 15	*	*	*	32.03	32.78	35.7	32.73	32.34	34.37	39.25
15 - 16	*	*	*	33.7	33.58	33.3	35.26	33.65	34.11	40.5
16 - 17	*	*	*	34.23	36.1	33.42	33.15	35.08	33.27	41.2
17 - 18	*	*	*	34.83	34.49	34.64	36.21	34.67	35.46	40.15
18 - 19	*	*	*	34.54	34.38	34.7	34.06	34.47	34.47	39.3
19 - 20	*	*	*	31.18	29.78	35.27	32.54	30.24	33.79	37.5
20 - 21	*	*	*	33.69	32	33.14	34.6	32.85	33.59	38.15
21 - 22	*	*	*	36.33	32.47	35	37.09	34.19	36.28	40.35
22 - 23	*	*	39.5	35.57	35	37.12	38	35.81	37.46	41.27
23 - 24	*	*	42	39.5	40.33	36	33.67	40.12	35	45.83

Incoming Weekly Speeds
David Blvd

from Wed-Jun-16-2021-10-00-PM to Mon-Jun-21-2021-11-59-PM

Hour	6/21/2021 Monday 6/21/2021	to Tuesday 6/22/2021	6/27/2021 Wednesday 6/23/2021	Thursday 6/24/2021	Friday 6/25/2021	Saturday 6/26/2021	Sunday 6/27/2021	Week Day Avg	Weekend Avg	Week Day 85% Avg Speed
0 - 1	34.5	*	*	*	*	*	*	34.5	*	40
1 - 2	47	*	*	*	*	*	*	47	*	50
2 - 3	0	*	*	*	*	*	*	*	*	0
3 - 4	42	*	*	*	*	*	*	42	*	45
4 - 5	29.5	*	*	*	*	*	*	29.5	*	35
5 - 6	33.2	*	*	*	*	*	*	33.2	*	40
6 - 7	27	*	*	*	*	*	*	27	*	30
7 - 8	29.17	*	*	*	*	*	*	29.17	*	37
8 - 9	32.12	*	*	*	*	*	*	32.12	*	39
9 - 10	31.45	*	*	*	*	*	*	31.45	*	37.5
10 - 11	35.59	*	*	*	*	*	*	35.59	*	46.2
11 - 12	34.89	*	*	*	*	*	*	34.89	*	45
12 - 13	35	*	*	*	*	*	*	35	*	40
13 - 14	34	*	*	*	*	*	*	34	*	42.5
14 - 15	33.11	*	*	*	*	*	*	33.11	*	43.3
15 - 16	31.47	*	*	*	*	*	*	31.47	*	40
16 - 17	36.09	*	*	*	*	*	*	36.09	*	45
17 - 18	31.2	*	*	*	*	*	*	31.2	*	35
18 - 19	36	*	*	*	*	*	*	36	*	45
19 - 20	28.5	*	*	*	*	*	*	28.5	*	45
20 - 21	27	*	*	*	*	*	*	27	*	40
21 - 22	42	*	*	*	*	*	*	42	*	45
22 - 23	32	*	*	*	*	*	*	32	*	35
23 - 24	0	*	*	*	*	*	*	*	*	0

Incoming Monthly Speeds
David Blvd

from Wed-Jun-16-2021-10-00-PM to Mon-Jun-21-2021-11-59-PM

Hour	Jun 2021 Monday	Tuesday	Wednesday	Thursday	Friday	Saturday	Sunday	Week Day Avg	Weekend Avg	Week Day 85% Avg Speed
0 - 1	34.5	*	*	0	0	33.25	33.25	34.5	33.25	40
1 - 2	47	*	*	0	37	32	29.5	42	31	45
2 - 3	0	*	*	0	32	32	32	32	32	35
3 - 4	42	*	*	27	32	27	32	33.67	30.33	36.67
4 - 5	29.5	*	*	32	0	0	22	31	22	37.5
5 - 6	33.2	*	*	32	28.2	17	0	31.13	17	35
6 - 7	27	*	*	22.75	34.5	32	34.5	25.27	33.67	35
7 - 8	29.17	*	*	35	32.69	30.6	38.67	32.42	33.63	39.57
8 - 9	32.12	*	*	30.5	33.13	36.5	31.25	31.89	33.64	38.83
9 - 10	31.45	*	*	31.63	32.24	32.48	33.38	31.78	32.83	38.2
10 - 11	35.59	*	*	31.26	33.91	34.26	33.65	33.14	34.02	40.67
11 - 12	34.89	*	*	31.33	32.3	35.31	34.81	32.26	35.05	39.93
12 - 13	35	*	*	34.45	33.96	33.82	33.58	34.32	33.72	39.77
13 - 14	34	*	*	31.39	32.17	33.15	35.17	32.06	34.35	39.57
14 - 15	33.11	*	*	32.03	32.78	35.7	32.73	32.45	34.37	40.6
15 - 16	31.47	*	*	33.7	33.58	33.3	35.26	33.15	34.11	40.33
16 - 17	36.09	*	*	34.23	36.1	33.42	33.15	35.23	33.27	42.47
17 - 18	31.2	*	*	34.83	34.49	34.64	36.21	34.26	35.46	38.43
18 - 19	36	*	*	34.54	34.38	34.7	34.06	34.72	34.47	41.2
19 - 20	28.5	*	*	31.18	29.78	35.27	32.54	30.05	33.79	40
20 - 21	27	*	*	33.69	32	33.14	34.6	32.24	33.59	38.77
21 - 22	42	*	*	36.33	32.47	35	37.09	34.46	36.28	41.9
22 - 23	32	*	39.5	35.57	35	37.12	38	35.59	37.46	39.7
23 - 24	0	*	42	39.5	40.33	36	33.67	40.12	35	45.83

Incoming Weekly EightyFifthSpeeds
David Blvd

from Wed-Jun-16-2021-10-00-PM to Mon-Jun-21-2021-11-59-PM

Hour	6/14/2021 Monday 6/14/2021	to Tuesday 6/15/2021	6/20/2021 Wednesday 6/16/2021	Thursday 6/17/2021	Friday 6/18/2021	Saturday 6/19/2021	Sunday 6/20/2021	Week Day Avg	Weekend Avg	Week Day 85% Avg Speed
0 - 1	*	*	*	0	0	35	40	0	37.5	0
1 - 2	*	*	*	0	40	40	35	40	37.5	40
2 - 3	*	*	*	0	35	35	35	35	35	35
3 - 4	*	*	*	30	35	30	35	32.5	32.5	32.5
4 - 5	*	*	*	40	0	0	25	40	25	40
5 - 6	*	*	*	35	30	20	0	32.5	20	32.5
6 - 7	*	*	*	35	40	35	45	37.5	40	37.5
7 - 8	*	*	*	41.7	40	35	47.5	40.85	41.25	40.85
8 - 9	*	*	*	38.3	39.2	40	37.5	38.75	38.75	38.75
9 - 10	*	*	*	38.3	38.8	37.5	41.7	38.55	39.6	38.55
10 - 11	*	*	*	36.4	39.4	41.7	39.2	37.9	40.45	37.9
11 - 12	*	*	*	36.7	38.1	41.7	39.3	37.4	40.5	37.4
12 - 13	*	*	*	40	39.3	40	38.6	39.65	39.3	39.65
13 - 14	*	*	*	37.9	38.3	38.6	42.9	38.1	40.75	38.1
14 - 15	*	*	*	39.2	39.3	42.5	40	39.25	41.25	39.25
15 - 16	*	*	*	41	40	38.5	40	40.5	39.25	40.5
16 - 17	*	*	*	39.3	43.1	39.2	38.1	41.2	38.65	41.2
17 - 18	*	*	*	40.7	39.6	42	40	40.15	41	40.15
18 - 19	*	*	*	39.2	39.4	41.2	41.7	39.3	41.45	39.3
19 - 20	*	*	*	36.7	38.3	38.8	37.5	37.5	38.15	37.5
20 - 21	*	*	*	38.8	37.5	40	38.8	38.15	39.4	38.15
21 - 22	*	*	*	41.7	39	40	40	40.35	40	40.35
22 - 23	*	*	45	40	38.8	40	40	41.27	40	41.27
23 - 24	*	*	45	42.5	50	38.3	45	45.83	41.65	45.83

Incoming Weekly EightyFifthSpeeds
David Blvd

from Wed-Jun-16-2021-10-00-PM to Mon-Jun-21-2021-11-59-PM

Hour	6/21/2021 Monday 6/21/2021	to Tuesday 6/22/2021	6/27/2021 Wednesday 6/23/2021	Thursday 6/24/2021	Friday 6/25/2021	Saturday 6/26/2021	Sunday 6/27/2021	Week Day Avg	Weekend Avg	Week Day 85% Avg Speed
0 - 1	40	*	*	*	*	*	*	40	0	40
1 - 2	50	*	*	*	*	*	*	50	0	50
2 - 3	0	*	*	*	*	*	*	0	0	0
3 - 4	45	*	*	*	*	*	*	45	0	45
4 - 5	35	*	*	*	*	*	*	35	0	35
5 - 6	40	*	*	*	*	*	*	40	0	40
6 - 7	30	*	*	*	*	*	*	30	0	30
7 - 8	37	*	*	*	*	*	*	37	0	37
8 - 9	39	*	*	*	*	*	*	39	0	39
9 - 10	37.5	*	*	*	*	*	*	37.5	0	37.5
10 - 11	46.2	*	*	*	*	*	*	46.2	0	46.2
11 - 12	45	*	*	*	*	*	*	45	0	45
12 - 13	40	*	*	*	*	*	*	40	0	40
13 - 14	42.5	*	*	*	*	*	*	42.5	0	42.5
14 - 15	43.3	*	*	*	*	*	*	43.3	0	43.3
15 - 16	40	*	*	*	*	*	*	40	0	40
16 - 17	45	*	*	*	*	*	*	45	0	45
17 - 18	35	*	*	*	*	*	*	35	0	35
18 - 19	45	*	*	*	*	*	*	45	0	45
19 - 20	45	*	*	*	*	*	*	45	0	45
20 - 21	40	*	*	*	*	*	*	40	0	40
21 - 22	45	*	*	*	*	*	*	45	0	45
22 - 23	35	*	*	*	*	*	*	35	0	35
23 - 24	0	*	*	*	*	*	*	0	0	0

Incoming Monthly EightyFifthSpeeds
David Blvd

from Wed-Jun-16-2021-10-00-PM to Mon-Jun-21-2021-11-59-PM

Hour	Jun 2021 Monday	Tuesday	Wednesday	Thursday	Friday	Saturday	Sunday	Week Day Avg	Weekend Avg	Week Day 85% Avg Speed
0 - 1	40	*	*	0	0	35	40	40	37.5	40
1 - 2	50	*	*	0	40	40	35	45	37.5	45
2 - 3	0	*	*	0	35	35	35	35	35	35
3 - 4	45	*	*	30	35	30	35	36.67	32.5	36.67
4 - 5	35	*	*	40	0	0	25	37.5	25	37.5
5 - 6	40	*	*	35	30	20	0	35	20	35
6 - 7	30	*	*	35	40	35	45	35	40	35
7 - 8	37	*	*	41.7	40	35	47.5	39.57	41.25	39.57
8 - 9	39	*	*	38.3	39.2	40	37.5	38.83	38.75	38.83
9 - 10	37.5	*	*	38.3	38.8	37.5	41.7	38.2	39.6	38.2
10 - 11	46.2	*	*	36.4	39.4	41.7	39.2	40.67	40.45	40.67
11 - 12	45	*	*	36.7	38.1	41.7	39.3	39.93	40.5	39.93
12 - 13	40	*	*	40	39.3	40	38.6	39.77	39.3	39.77
13 - 14	42.5	*	*	37.9	38.3	38.6	42.9	39.57	40.75	39.57
14 - 15	43.3	*	*	39.2	39.3	42.5	40	40.6	41.25	40.6
15 - 16	40	*	*	41	40	38.5	40	40.33	39.25	40.33
16 - 17	45	*	*	39.3	43.1	39.2	38.1	42.47	38.65	42.47
17 - 18	35	*	*	40.7	39.6	42	40	38.43	41	38.43
18 - 19	45	*	*	39.2	39.4	41.2	41.7	41.2	41.45	41.2
19 - 20	45	*	*	36.7	38.3	38.8	37.5	40	38.15	40
20 - 21	40	*	*	38.8	37.5	40	38.8	38.77	39.4	38.77
21 - 22	45	*	*	41.7	39	40	40	41.9	40	41.9
22 - 23	35	*	45	40	38.8	40	40	39.7	40	39.7
23 - 24	0	*	45	42.5	50	38.3	45	45.83	41.65	45.83

Starting Hour	Count	Average Speed of all Traffic	Violator Counts	Average Speed of Violators
00:00:00	0	N/A	N/A	N/A
01:00:00	0	N/A	N/A	N/A
02:00:00	0	N/A	N/A	N/A
03:00:00	0	N/A	N/A	N/A
04:00:00	0	N/A	N/A	N/A
05:00:00	0	N/A	N/A	N/A
06:00:00	0	N/A	N/A	N/A
07:00:00	0	N/A	N/A	N/A
08:00:00	0	N/A	N/A	N/A
09:00:00	0	N/A	N/A	N/A
10:00:00	0	N/A	N/A	N/A
11:00:00	0	N/A	N/A	N/A
12:00:00	0	N/A	N/A	N/A
13:00:00	0	N/A	N/A	N/A
14:00:00	0	N/A	N/A	N/A
15:00:00	0	N/A	N/A	N/A
16:00:00	0	N/A	N/A	N/A
17:00:00	0	N/A	N/A	N/A
18:00:00	0	N/A	N/A	N/A
19:00:00	0	N/A	N/A	N/A
20:00:00	0	N/A	N/A	N/A
21:00:00	0	N/A	N/A	N/A
22:00:00	2	40.0	2	40.0
23:00:00	1	42.5	1	42.5
00:00:00	0	N/A	N/A	N/A
01:00:00	0	N/A	N/A	N/A
02:00:00	0	N/A	N/A	N/A
03:00:00	1	27.5	0	0.0
04:00:00	3	32.5	2	35.0
05:00:00	4	33.8	3	35.8
06:00:00	7	19.6	2	35.0
07:00:00	23	29.6	17	37.8
08:00:00	14	29.1	9	35.8
09:00:00	19	25.5	13	35.2
10:00:00	30	24.3	22	34.3
11:00:00	27	21.9	20	34.0
12:00:00	20	29.4	18	35.3
13:00:00	30	22.6	21	34.9
14:00:00	32	24.1	22	36.4
15:00:00	30	24.0	24	35.6
16:00:00	33	23.7	28	36.3
17:00:00	42	24.0	37	35.9
18:00:00	21	23.8	19	35.4
19:00:00	15	28.8	12	35.4
20:00:00	11	28.4	9	35.8
21:00:00	14	28.8	13	36.7
22:00:00	6	36.7	6	36.7
23:00:00	4	37.5	4	37.5
00:00:00	1	42.5	1	42.5
01:00:00	1	37.5	1	37.5
02:00:00	2	32.5	2	32.5

Starting Hour	Count	Average Speed of all Traffic	Violator Counts	Average Speed of Violators
03:00:00	1	32.5	1	32.5
04:00:00	0	N/A	N/A	N/A
05:00:00	5	23.0	1	42.5
06:00:00	1	32.5	1	32.5
07:00:00	14	33.9	11	36.1
08:00:00	17	26.8	12	35.4
09:00:00	22	24.3	16	35.3
10:00:00	21	31.3	16	36.3
11:00:00	27	20.8	18	34.7
12:00:00	30	27.7	25	35.9
13:00:00	29	25.6	21	34.9
14:00:00	22	29.8	16	35.3
15:00:00	25	26.4	19	37.0
16:00:00	28	33.1	25	38.3
17:00:00	33	23.0	28	35.7
18:00:00	25	24.1	22	36.1
19:00:00	21	24.4	10	35.5
20:00:00	13	30.4	10	35.0
21:00:00	17	28.1	13	34.8
22:00:00	7	31.4	7	36.1
23:00:00	3	40.8	3	40.8
00:00:00	4	35.0	4	35.0
01:00:00	4	32.5	3	34.2
02:00:00	1	32.5	1	32.5
03:00:00	1	27.5	0	0.0
04:00:00	0	N/A	N/A	N/A
05:00:00	1	17.5	0	0.0
06:00:00	0	N/A	N/A	N/A
07:00:00	11	28.2	7	33.9
08:00:00	9	36.9	9	36.9
09:00:00	25	20.3	19	34.9
10:00:00	27	26.6	19	37.5
11:00:00	28	27.1	25	36.3
12:00:00	32	28.3	26	36.0
13:00:00	23	24.7	18	35.6
14:00:00	27	27.3	25	36.7
15:00:00	24	28.3	19	36.4
16:00:00	21	25.7	17	35.7
17:00:00	22	29.1	18	36.1
18:00:00	27	30.1	22	37.7
19:00:00	13	32.3	12	35.4
20:00:00	18	24.3	13	35.6
21:00:00	11	28.9	10	36.5
22:00:00	8	32.8	8	37.5
23:00:00	4	17.5	4	36.3
00:00:00	8	33.8	4	43.8
01:00:00	1	32.5	1	32.5
02:00:00	2	30.0	1	32.5
03:00:00	2	32.5	2	32.5
04:00:00	1	22.5	0	0.0
05:00:00	0	N/A	N/A	N/A

Starting Hour	Count	Average Speed of all Traffic	Violator Counts	Average Speed of Violators
06:00:00	2	35.0	1	42.5
07:00:00	4	37.5	4	37.5
08:00:00	14	31.3	8	38.8
09:00:00	12	28.8	10	36.5
10:00:00	20	26.8	16	35.9
11:00:00	29	26.4	24	36.5
12:00:00	29	22.5	25	35.3
13:00:00	27	26.3	22	37.3
14:00:00	22	30.2	15	37.5
15:00:00	21	30.5	18	36.7
16:00:00	25	25.5	20	34.8
17:00:00	23	28.7	23	36.4
18:00:00	14	26.6	12	35.8
19:00:00	14	28.9	12	36.3
20:00:00	12	28.3	11	34.8
21:00:00	11	34.5	11	38.0
22:00:00	5	35.5	5	35.5
23:00:00	4	38.8	3	42.5
00:00:00	2	35.0	2	35.0
01:00:00	1	47.5	1	47.5
02:00:00	0	N/A	N/A	N/A
03:00:00	1	42.5	1	42.5
04:00:00	2	30.0	1	32.5
05:00:00	3	34.2	2	42.5
06:00:00	3	20.0	2	32.5
07:00:00	17	19.7	10	35.0
08:00:00	15	29.2	12	35.4
09:00:00	22	22.6	14	35.4
10:00:00	16	34.2	13	40.2
11:00:00	8	29.1	6	35.8
12:00:00	11	36.1	9	39.2
13:00:00	9	31.1	8	36.3
14:00:00	8	33.8	4	41.3
15:00:00	12	31.9	10	37.5
16:00:00	15	31.3	11	37.5
17:00:00	9	23.1	7	35.4
18:00:00	9	32.8	8	37.5
19:00:00	5	27.0	3	40.8
20:00:00	3	27.5	2	35.0
21:00:00	1	42.5	1	42.5
22:00:00	1	32.5	1	32.5
23:00:00	0	N/A	N/A	N/A

Increasing Histogram
David Blvd

from Wed-Jun-16-2021-10:00-PM to Mon-Jun-21-2021-11:59-PM

Date	Starting Hr:min	<5 5 to <10	10 to <15	15 to <20	20 to <25	25 to <30	30 to <35	35 to <40	40 to <45	45 to <50	50 to <55	55 to <60	60 to <65	65 to <70	70 to <75	75 to <80	80 to <85	85 to <90	90 to <95	95 to <100	100 to <105	105 to <110	110 to <115	115 to <120	120 to <125	125 to <130	130 to <135	135 to <140	140 to <145	145 to <150	150 to <155	155 to <160	160 to <165	165 to <170	170 to <175	175 to <180	180 to <185	185 to <190	190 to <195	195 to >200	Total Counts	85pct Speed	10MPH Pace	% in pace	# of Speeders	% Speeders
6/16/2021	00:00	* *	*	*	*	*	*	*	*	*	*	*	*	*	*	*	*	*	*	*	*	*	*	*	*	*	*	*	*	*	*	*	*	*	*	*	*	*	*	*	*	*	*	*	*	*
6/16/2021	01:00	* *	*	*	*	*	*	*	*	*	*	*	*	*	*	*	*	*	*	*	*	*	*	*	*	*	*	*	*	*	*	*	*	*	*	*	*	*	*	*	*	*	*	*	*	*
6/16/2021	02:00	* *	*	*	*	*	*	*	*	*	*	*	*	*	*	*	*	*	*	*	*	*	*	*	*	*	*	*	*	*	*	*	*	*	*	*	*	*	*	*	*	*	*	*	*	*
6/16/2021	03:00	* *	*	*	*	*	*	*	*	*	*	*	*	*	*	*	*	*	*	*	*	*	*	*	*	*	*	*	*	*	*	*	*	*	*	*	*	*	*	*	*	*	*	*	*	*
6/16/2021	04:00	* *	*	*	*	*	*	*	*	*	*	*	*	*	*	*	*	*	*	*	*	*	*	*	*	*	*	*	*	*	*	*	*	*	*	*	*	*	*	*	*	*	*	*	*	*
6/16/2021	05:00	* *	*	*	*	*	*	*	*	*	*	*	*	*	*	*	*	*	*	*	*	*	*	*	*	*	*	*	*	*	*	*	*	*	*	*	*	*	*	*	*	*	*	*	*	*
6/16/2021	06:00	* *	*	*	*	*	*	*	*	*	*	*	*	*	*	*	*	*	*	*	*	*	*	*	*	*	*	*	*	*	*	*	*	*	*	*	*	*	*	*	*	*	*	*	*	*
6/16/2021	07:00	* *	*	*	*	*	*	*	*	*	*	*	*	*	*	*	*	*	*	*	*	*	*	*	*	*	*	*	*	*	*	*	*	*	*	*	*	*	*	*	*	*	*	*	*	*
6/16/2021	08:00	* *	*	*	*	*	*	*	*	*	*	*	*	*	*	*	*	*	*	*	*	*	*	*	*	*	*	*	*	*	*	*	*	*	*	*	*	*	*	*	*	*	*	*	*	*
6/16/2021	09:00	* *	*	*	*	*	*	*	*	*	*	*	*	*	*	*	*	*	*	*	*	*	*	*	*	*	*	*	*	*	*	*	*	*	*	*	*	*	*	*	*	*	*	*	*	*
6/16/2021	10:00	* *	*	*	*	*	*	*	*	*	*	*	*	*	*	*	*	*	*	*	*	*	*	*	*	*	*	*	*	*	*	*	*	*	*	*	*	*	*	*	*	*	*	*	*	*
6/16/2021	11:00	* *	*	*	*	*	*	*	*	*	*	*	*	*	*	*	*	*	*	*	*	*	*	*	*	*	*	*	*	*	*	*	*	*	*	*	*	*	*	*	*	*	*	*	*	*
6/16/2021	12:00	* *	*	*	*	*	*	*	*	*	*	*	*	*	*	*	*	*	*	*	*	*	*	*	*	*	*	*	*	*	*	*	*	*	*	*	*	*	*	*	*	*	*	*	*	*
6/16/2021	13:00	* *	*	*	*	*	*	*	*	*	*	*	*	*	*	*	*	*	*	*	*	*	*	*	*	*	*	*	*	*	*	*	*	*	*	*	*	*	*	*	*	*	*	*	*	*
6/16/2021	14:00	* *	*	*	*	*	*	*	*	*	*	*	*	*	*	*	*	*	*	*	*	*	*	*	*	*	*	*	*	*	*	*	*	*	*	*	*	*	*	*	*	*	*	*	*	*
6/16/2021	15:00	* *	*	*	*	*	*	*	*	*	*	*	*	*	*	*	*	*	*	*	*	*	*	*	*	*	*	*	*	*	*	*	*	*	*	*	*	*	*	*	*	*	*	*	*	*
6/16/2021	16:00	* *	*	*	*	*	*	*	*	*	*	*	*	*	*	*	*	*	*	*	*	*	*	*	*	*	*	*	*	*	*	*	*	*	*	*	*	*	*	*	*	*	*	*	*	*
6/16/2021	17:00	* *	*	*	*	*	*	*	*	*	*	*	*	*	*	*	*	*	*	*	*	*	*	*	*	*	*	*	*	*	*	*	*	*	*	*	*	*	*	*	*	*	*	*	*	*
6/16/2021	18:00	* *	*	*	*	*	*	*	*	*	*	*	*	*	*	*	*	*	*	*	*	*	*	*	*	*	*	*	*	*	*	*	*	*	*	*	*	*	*	*	*	*	*	*	*	*
6/16/2021	19:00	* *	*	*	*	*	*	*	*	*	*	*	*	*	*	*	*	*	*	*	*	*	*	*	*	*	*	*	*	*	*	*	*	*	*	*	*	*	*	*	*	*	*	*	*	*
6/16/2021	20:00	* *	*	*	*	*	*	*	*	*	*	*	*	*	*	*	*	*	*	*	*	*	*	*	*	*	*	*	*	*	*	*	*	*	*	*	*	*	*	*	*	*	*	*	*	*
6/16/2021	21:00	* *	*	*	*	*	*	*	*	*	*	*	*	*	*	*	*	*	*	*	*	*	*	*	*	*	*	*	*	*	*	*	*	*	*	*	*	*	*	*	*	*	*	*	*	*
6/16/2021	22:00	0 0	0	0	0	0	0	1	1	0	0	0	0	0	0	0	0	0	0	0	0	0	0	0	0	0	0	0	0	0	0	0	0	0	0	0	0	0	0	2	45	35 to 45	100.0	2	100.0
6/16/2021	23:00	0 0	0	0	0	0	0	0	1	0	0	0	0	0	0	0	0	0	0	0	0	0	0	0	0	0	0	0	0	0	0	0	0	0	0	0	0	0	0	1	45	35 to 45	100.0	1	100.0
24 Hr Summary		0 0	0	0	0	0	0	1	2	0	0	0	0	0	0	0	0	0	0	0	0	0	0	0	0	0	0	0	0	0	0	0	0	0	0	0	0	0	0	3	45	35 to 45	100.0	3	100.0

Incoming Histogram
Dwell Blvd

from Wed-Jun-16-2021-10:00-PM to Mon-Jun-21-2021-11:59-PM

Date	Starting Hr:min	<5	5 to <10	10 to <15	15 to <20	20 to <25	25 to <30	30 to <35	35 to <40	40 to <45	45 to <50	50 to <55	55 to <60	60 to <65	65 to <70	70 to <75	75 to <80	80 to <85	85 to <90	90 to <95	95 to <100	100 to <105	105 to <110	110 to <115	115 to <120	120 to <125	125 to <130	130 to <135	135 to <140	140 to <145	145 to <150	150 to <155	155 to <160	160 to <165	165 to <170	170 to <175	175 to <180	180 to <185	185 to <190	190 to <195	195 to >200	Total Counts	85pct Speed	10MPH Pace	% in pace	# of Speeders	% Speeders
6/17/2021	00:00	0	0	0	0	0	0	0	0	0	0	0	0	0	0	0	0	0	0	0	0	0	0	0	0	0	0	0	0	0	0	0	0	0	0	0	0	0	0	0	0	0	*	*	*	*
6/17/2021	01:00	0	0	0	0	0	0	0	0	0	0	0	0	0	0	0	0	0	0	0	0	0	0	0	0	0	0	0	0	0	0	0	0	0	0	0	0	0	0	0	0	0	*	*	*	*
6/17/2021	02:00	0	0	0	0	0	0	0	0	0	0	0	0	0	0	0	0	0	0	0	0	0	0	0	0	0	0	0	0	0	0	0	0	0	0	0	0	0	0	0	0	1	30	20 to 30	100.0	*	*
6/17/2021	03:00	0	0	0	0	0	1	0	0	0	0	0	0	0	0	0	0	0	0	0	0	0	0	0	0	0	0	0	0	0	0	0	0	0	0	0	0	0	0	0	0	3	40	30 to 40	100.0	2	66.7
6/17/2021	04:00	0	0	0	0	0	1	1	1	0	0	0	0	0	0	0	0	0	0	0	0	0	0	0	0	0	0	0	0	0	0	0	0	0	0	0	0	0	0	0	0	5	35	25 to 35	80.0	3	60.0
6/17/2021	05:00	0	0	0	0	0	2	2	0	1	0	0	0	0	0	0	0	0	0	0	0	0	0	0	0	0	0	0	0	0	0	0	0	0	0	0	0	0	0	0	0	8	35	15 to 25	50.0	2	25.0
6/17/2021	06:00	0	0	3	0	1	2	1	1	0	0	0	0	0	0	0	0	0	0	0	0	0	0	0	0	0	0	0	0	0	0	0	0	0	0	0	0	0	0	0	0	21	41.7	35 to 45	76.2	17	81.0
6/17/2021	07:00	0	0	0	0	2	2	4	9	3	1	0	0	0	0	0	0	0	0	0	0	0	0	0	0	0	0	0	0	0	0	0	0	0	0	0	0	0	0	0	0	16	38.3	30 to 40	81.3	10	62.5
6/17/2021	08:00	0	0	0	2	1	3	4	6	0	0	0	0	0	0	0	0	0	0	0	0	0	0	0	0	0	0	0	0	0	0	0	0	0	0	0	0	0	0	0	0	19	38.3	30 to 40	78.9	14	73.7
6/17/2021	09:00	0	0	0	2	1	2	7	6	1	0	0	0	0	0	0	0	0	0	0	0	0	0	0	0	0	0	0	0	0	0	0	0	0	0	0	0	0	0	0	0	31	36.4	30 to 40	96.3	22	71.0
6/17/2021	10:00	0	0	0	1	2	6	15	7	0	0	0	0	0	0	0	0	0	0	0	0	0	0	0	0	0	0	0	0	0	0	0	0	0	0	0	0	0	0	0	0	27	36.7	30 to 40	88.9	20	74.1
6/17/2021	11:00	0	0	0	1	2	4	14	6	0	0	0	0	0	0	0	0	0	0	0	0	0	0	0	0	0	0	0	0	0	0	0	0	0	0	0	0	0	0	0	0	22	40	30 to 40	86.4	20	90.9
6/17/2021	12:00	0	0	0	0	0	2	12	5	2	1	0	0	0	0	0	0	0	0	0	0	0	0	0	0	0	0	0	0	0	0	0	0	0	0	0	0	0	0	0	0	28	37.9	30 to 40	89.3	18	64.3
6/17/2021	13:00	0	0	0	2	6	8	10	7	3	0	0	0	0	0	0	0	0	0	0	0	0	0	0	0	0	0	0	0	0	0	0	0	0	0	0	0	0	0	0	0	33	39.2	30 to 40	75.8	22	66.7
6/17/2021	14:00	0	0	0	2	2	7	12	6	3	0	1	0	0	0	0	0	0	0	0	0	0	0	0	0	0	0	0	0	0	0	0	0	0	0	0	0	0	0	0	0	27	41	35 to 45	85.2	23	85.2
6/17/2021	15:00	0	0	0	1	1	2	13	5	5	0	0	0	0	0	0	0	0	0	0	0	0	0	0	0	0	0	0	0	0	0	0	0	0	0	0	0	0	0	0	0	35	39.1	30 to 40	85.7	30	85.7
6/17/2021	16:00	0	0	0	0	2	3	12	15	3	0	0	0	0	0	0	0	0	0	0	0	0	0	0	0	0	0	0	0	0	0	0	0	0	0	0	0	0	0	0	0	40	40.7	35 to 45	90.0	36	90.0
6/17/2021	17:00	0	0	0	0	5	2	16	13	7	0	0	0	0	0	0	0	0	0	0	0	0	0	0	0	0	0	0	0	0	0	0	0	0	0	0	0	0	0	0	0	24	39.2	30 to 40	87.5	22	91.7
6/17/2021	18:00	0	0	0	0	0	2	13	6	2	1	0	0	0	0	0	0	0	0	0	0	0	0	0	0	0	0	0	0	0	0	0	0	0	0	0	0	0	0	0	0	11	36.7	30 to 40	81.8	8	72.7
6/17/2021	19:00	0	0	0	0	2	1	5	3	0	0	0	0	0	0	0	0	0	0	0	0	0	0	0	0	0	0	0	0	0	0	0	0	0	0	0	0	0	0	0	0	13	38.8	30 to 40	92.3	11	84.6
6/17/2021	20:00	0	0	0	0	0	2	6	4	1	0	0	0	0	0	0	0	0	0	0	0	0	0	0	0	0	0	0	0	0	0	0	0	0	0	0	0	0	0	0	0	12	41.7	35 to 45	91.7	11	91.7
6/17/2021	21:00	0	0	0	0	0	1	3	5	3	0	0	0	0	0	0	0	0	0	0	0	0	0	0	0	0	0	0	0	0	0	0	0	0	0	0	0	0	0	0	0	7	40	35 to 45	100.0	7	100.0
6/17/2021	22:00	0	0	0	0	0	0	3	3	1	0	0	0	0	0	0	0	0	0	0	0	0	0	0	0	0	0	0	0	0	0	0	0	0	0	0	0	0	0	0	0	4	42.5	35 to 45	100.0	4	100.0
6/17/2021	23:00	0	0	0	0	0	0	0	2	2	0	0	0	0	0	0	0	0	0	0	0	0	0	0	0	0	0	0	0	0	0	0	0	0	0	0	0	0	0	0	0	387	39.1	30 to 40	81.7	302	78.0
24 Hr Summary		0	0	3	11	18	53	153	110	35	3	1	0	0	0	0	0	0	0	0	0	0	0	0	0	0	0	0	0	0	0	0	0	0	0	0	0	0	0	0	0						

Increasing Histogram
David Bird

from Wed-Jun-16-2021-10:00-PM to Mon-Jun-21-2021-11:59-PM

Date	Starting Hr:min	<5 5 to <10	10 to <15	15 to <20	20 to <25	25 to <30	30 to <35	35 to <40	40 to <45	45 to <50	50 to <55	55 to <60	60 to <65	65 to <70	70 to <75	75 to <80	80 to <85	85 to <90	90 to <95	95 to <100	100 to <105	105 to <110	110 to <115	115 to <120	120 to <125	125 to <130	130 to <135	135 to <140	140 to <145	145 to <150	150 to <155	155 to <160	160 to <165	165 to <170	170 to <175	175 to <180	180 to <185	185 to <190	190 to <195	195 to >200	Total Counts	Rlpct Speed	10MPH Pace	% in pace	# of Speeders	% Speeders
		*	*	*	*	*	*	*	*	*	*	*	*	*	*	*	*	*	*	*	*	*	*	*	*	*	*	*	*	*	*	*	*	*	*	*	*	*	*	*	*	*	*	*	*
6/16/2021	00:00	0 0	0	0	0	0	0	0	0	0	0	0	0	0	0	0	0	0	0	0	0	0	0	0	0	0	0	0	0	0	0	0	0	0	0	0	0	0	0	0	1	40	30 to 40	100.0	1	100.0
6/16/2021	01:00	0 0	0	0	0	0	0	1	0	0	0	0	0	0	0	0	0	0	0	0	0	0	0	0	0	0	0	0	0	0	0	0	0	0	0	0	0	0	0	0	2	35	25 to 35	100.0	2	100.0
6/16/2021	02:00	0 0	0	0	0	0	2	0	0	0	0	0	0	0	0	0	0	0	0	0	0	0	0	0	0	0	0	0	0	0	0	0	0	0	0	0	0	0	0	0	1	35	25 to 35	100.0	1	100.0
6/16/2021	03:00	0 0	0	0	0	0	1	0	0	0	0	0	0	0	0	0	0	0	0	0	0	0	0	0	0	0	0	0	0	0	0	0	0	0	0	0	0	0	0	0	0	0	*	*	*	*
6/16/2021	04:00	0 0	0	0	0	0	0	0	0	0	0	0	0	0	0	0	0	0	0	0	0	0	0	0	0	0	0	0	0	0	0	0	0	0	0	0	0	0	0	0	5	30	20 to 30	80.0	1	20.0
6/16/2021	05:00	0 0	0	1	0	3	0	0	1	0	0	0	0	0	0	0	0	0	0	0	0	0	0	0	0	0	0	0	0	0	0	0	0	0	0	0	0	0	0	0	2	40	30 to 40	100.0	2	100.0
6/16/2021	06:00	0 0	0	0	0	0	1	1	0	0	0	0	0	0	0	0	0	0	0	0	0	0	0	0	0	0	0	0	0	0	0	0	0	0	0	0	0	0	0	0	16	40	30 to 40	81.3	12	75.0
6/16/2021	07:00	0 0	0	0	1	3	7	3	2	0	0	0	0	0	0	0	0	0	0	0	0	0	0	0	0	0	0	0	0	0	0	0	0	0	0	0	0	0	0	0	15	39.2	30 to 40	86.7	11	73.3
6/16/2021	08:00	0 0	0	0	1	3	4	6	1	0	0	0	0	0	0	0	0	0	0	0	0	0	0	0	0	0	0	0	0	0	0	0	0	0	0	0	0	0	0	0	21	38.8	30 to 40	81.0	15	71.4
6/16/2021	09:00	0 0	0	0	2	4	9	4	2	0	0	0	0	0	0	0	0	0	0	0	0	0	0	0	0	0	0	0	0	0	0	0	0	0	0	0	0	0	0	0	22	39.4	30 to 40	90.9	17	77.3
6/16/2021	10:00	0 0	0	0	0	5	7	8	1	1	0	0	0	0	0	0	0	0	0	0	0	0	0	0	0	0	0	0	0	0	0	0	0	0	0	0	0	0	0	0	30	38.1	30 to 40	96.7	20	66.7
6/16/2021	11:00	0 0	0	0	0	10	11	8	1	0	0	0	0	0	0	0	0	0	0	0	0	0	0	0	0	0	0	0	0	0	0	0	0	0	0	0	0	0	0	0	27	39.3	30 to 40	88.9	23	85.2
6/16/2021	12:00	0 0	0	0	0	4	13	7	2	1	0	0	0	0	0	0	0	0	0	0	0	0	0	0	0	0	0	0	0	0	0	0	0	0	0	0	0	0	0	0	30	38.3	30 to 40	86.7	21	70.0
6/16/2021	13:00	0 0	0	0	2	7	13	6	1	1	0	0	0	0	0	0	0	0	0	0	0	0	0	0	0	0	0	0	0	0	0	0	0	0	0	0	0	0	0	0	23	39.3	30 to 40	82.6	18	78.3
6/16/2021	14:00	0 0	0	1	1	3	9	7	2	0	0	0	0	0	0	0	0	0	0	0	0	0	0	0	0	0	0	0	0	0	0	0	0	0	0	0	0	0	0	0	24	40	30 to 40	75.0	18	75.0
6/16/2021	15:00	0 0	0	2	0	4	6	8	3	1	0	0	0	0	0	0	0	0	0	0	0	0	0	0	0	0	0	0	0	0	0	0	0	0	0	0	0	0	0	0	29	41.1	35 to 45	86.2	26	89.7
6/16/2021	16:00	0 0	0	0	2	1	9	8	6	1	0	0	0	0	0	0	0	0	0	0	0	0	0	0	0	0	0	0	0	0	0	0	0	0	0	0	0	0	0	0	35	39.6	30 to 40	88.6	30	85.7
6/16/2021	17:00	0 0	0	0	0	5	14	12	4	0	0	0	0	0	0	0	0	0	0	0	0	0	0	0	0	0	0	0	0	0	0	0	0	0	0	0	0	0	0	0	21	39.4	30 to 40	90.5	18	85.7
6/16/2021	18:00	0 0	0	0	0	3	8	8	2	0	0	0	0	0	0	0	0	0	0	0	0	0	0	0	0	0	0	0	0	0	0	0	0	0	0	0	0	0	0	0	23	38.3	30 to 40	69.6	12	52.2
6/16/2021	19:00	0 0	0	2	4	5	5	6	1	0	0	0	0	0	0	0	0	0	0	0	0	0	0	0	0	0	0	0	0	0	0	0	0	0	0	0	0	0	0	0	13	37.5	30 to 40	92.3	9	69.2
6/16/2021	20:00	0 0	0	0	0	4	6	2	1	0	0	0	0	0	0	0	0	0	0	0	0	0	0	0	0	0	0	0	0	0	0	0	0	0	0	0	0	0	0	0	15	39	30 to 40	80.0	12	80.0
6/16/2021	21:00	0 0	0	1	1	1	6	5	1	0	0	0	0	0	0	0	0	0	0	0	0	0	0	0	0	0	0	0	0	0	0	0	0	0	0	0	0	0	0	0	7	38.8	30 to 40	100.0	7	100.0
6/16/2021	22:00	0 0	0	0	0	0	3	4	0	0	0	0	0	0	0	0	0	0	0	0	0	0	0	0	0	0	0	0	0	0	0	0	0	0	0	0	0	0	0	0	3	50	40 to 50	100.0	3	100.0
6/16/2021	23:00	0 0	0	0	0	0	0	2	0	1	0	0	0	0	0	0	0	0	0	0	0	0	0	0	0	0	0	0	0	0	0	0	0	0	0	0	0	0	0	0	365	39.2	30 to 40	83.6	279	76.4
24 Hr Summary		0 0	0	7	14	65	134	106	33	5	1	0	0	0	0	0	0	0	0	0	0	0	0	0	0	0	0	0	0	0	0	0	0	0	0	0	0	0	0	0						

Incoming Histogram
David Bled

from Wed-Jun-16-2021-10:00-PM to Mon-Jun-21-2021-11:59-PM

Date	Starting Hr:min	<5 5 to <10	10 to <15	15 to <20	20 to <25	25 to <30	30 to <35	35 to <40	40 to <45	45 to <50	50 to <55	55 to <60	60 to <65	65 to <70	70 to <75	75 to <80	80 to <85	85 to <90	90 to <95	95 to <100	100 to <105	105 to <110	110 to <115	115 to <120	120 to <125	125 to <130	130 to <135	135 to <140	140 to <145	145 to <150	150 to <155	155 to <160	160 to <165	165 to <170	170 to <175	175 to <180	180 to <185	185 to <190	190 to <195	195 to >200	Total Counts	85pct Speed	10MPH Pace	% in pace	# of Speeders	% Speeders
6/19/2021	00:00	0 0	0	0	0	0	0	1	0	0	0	0	0	0	0	0	0	0	0	0	0	0	0	0	0	0	0	0	0	0	0	0	0	0	0	0	0	0	0	0	1	35	30 to 40	100.0	1	100.0
6/19/2021	01:00	0 0	0	0	0	1	1	1	0	0	0	0	0	0	0	0	0	0	0	0	0	0	0	0	0	0	0	0	0	0	0	0	0	0	0	0	0	0	0	0	3	40	30 to 40	100.0	2	66.*
6/19/2021	02:00	0 0	0	0	0	0	1	0	0	0	0	0	0	0	0	0	0	0	0	0	0	0	0	0	0	0	0	0	0	0	0	0	0	0	0	0	0	0	0	0	1	35	25 to 35	100.0	1	100.0
6/19/2021	03:00	0 0	0	0	0	0	0	0	0	0	0	0	0	0	0	0	0	0	0	0	0	0	0	0	0	0	0	0	0	0	0	0	0	0	0	0	0	0	0	0	1	30	20 to 30	100.0	*	*
6/19/2021	04:00	0 0	0	0	0	0	0	0	0	0	0	0	0	0	0	0	0	0	0	0	0	0	0	0	0	0	0	0	0	0	0	0	0	0	0	0	0	0	0	0	0	0	*	*	*	*
6/19/2021	05:00	0 0	0	1	0	0	0	0	0	0	0	0	0	0	0	0	0	0	0	0	0	0	0	0	0	0	0	0	0	0	0	0	0	0	0	0	0	0	0	0	1	20	10 to 20	100.0	*	*
6/19/2021	06:00	0 0	0	0	0	0	1	0	0	0	0	0	0	0	0	0	0	0	0	0	0	0	0	0	0	0	0	0	0	0	0	0	0	0	0	0	0	0	0	0	1	35	25 to 35	100.0	1	100.0
6/19/2021	07:00	0 0	0	0	1	3	4	2	0	0	0	0	0	0	0	0	0	0	0	0	0	0	0	0	0	0	0	0	0	0	0	0	0	0	0	0	0	0	0	0	10	35	30 to 40	90.0	6	60.0
6/19/2021	08:00	0 0	0	0	0	0	3	5	2	0	0	0	0	0	0	0	0	0	0	0	0	0	0	0	0	0	0	0	0	0	0	0	0	0	0	0	0	0	0	0	10	40	35 to 45	100.0	10	100.0
6/19/2021	09:00	0 0	0	0	0	7	12	4	2	0	0	0	0	0	0	0	0	0	0	0	0	0	0	0	0	0	0	0	0	0	0	0	0	0	0	0	0	0	0	0	25	37.5	30 to 40	92.0	18	72.0
6/19/2021	10:00	0 0	0	0	1	6	7	7	6	0	0	0	0	0	0	0	0	0	0	0	0	0	0	0	0	0	0	0	0	0	0	0	0	0	0	0	0	0	0	0	27	41.7	30 to 40	74.1	20	74.1
6/19/2021	11:00	0 0	0	0	0	5	11	6	6	0	0	0	0	0	0	0	0	0	0	0	0	0	0	0	0	0	0	0	0	0	0	0	0	0	0	0	0	0	0	0	29	41.7	35 to 45	89.7	26	89.7
6/19/2021	12:00	0 0	0	0	0	7	15	7	4	1	0	0	0	0	0	0	0	0	0	0	0	0	0	0	0	0	0	0	0	0	0	0	0	0	0	0	0	0	0	0	34	40	30 to 40	85.3	27	79.4
6/19/2021	13:00	0 0	0	0	0	5	7	7	1	0	0	0	0	0	0	0	0	0	0	0	0	0	0	0	0	0	0	0	0	0	0	0	0	0	0	0	0	0	0	0	20	38.6	30 to 40	95.0	15	75.0
6/19/2021	14:00	0 1	0	0	0	0	10	9	6	1	0	0	0	0	0	0	0	0	0	0	0	0	0	0	0	0	0	0	0	0	0	0	0	0	0	0	0	0	0	0	27	42.3	35 to 45	92.6	26	96.3
6/19/2021	15:00	0 0	0	0	1	4	11	10	1	0	0	0	0	0	0	0	0	0	0	0	0	0	0	0	0	0	0	0	0	0	0	0	0	0	0	0	0	0	0	0	27	38.5	30 to 40	92.6	22	81.5
6/19/2021	16:00	0 0	0	1	1	2	7	6	1	0	1	0	0	0	0	0	0	0	0	0	0	0	0	0	0	0	0	0	0	0	0	0	0	0	0	0	0	0	0	0	19	39.2	30 to 40	78.9	15	78.9
6/19/2021	17:00	0 0	0	0	0	4	8	5	5	0	0	0	0	0	0	0	0	0	0	0	0	0	0	0	0	0	0	0	0	0	0	0	0	0	0	0	0	0	0	0	22	42	35 to 45	81.8	18	81.8
6/19/2021	18:00	0 0	0	0	0	6	7	9	4	1	0	0	0	0	0	0	0	0	0	0	0	0	0	0	0	0	0	0	0	0	0	0	0	0	0	0	0	0	0	0	27	41.2	30 to 40	81.5	21	77.8
6/19/2021	19:00	0 0	0	0	0	0	6	4	0	1	0	0	0	0	0	0	0	0	0	0	0	0	0	0	0	0	0	0	0	0	0	0	0	0	0	0	0	0	0	0	11	38.8	30 to 40	90.9	11	100.0
6/19/2021	20:00	0 0	0	0	2	4	7	6	3	0	0	0	0	0	0	0	0	0	0	0	0	0	0	0	0	0	0	0	0	0	0	0	0	0	0	0	0	0	0	0	22	40	30 to 40	77.3	16	72.7
6/19/2021	21:00	0 0	0	0	0	0	5	1	0	1	0	0	0	0	0	0	0	0	0	0	0	0	0	0	0	0	0	0	0	0	0	0	0	0	0	0	0	0	0	0	7	40	30 to 40	85.7	7	100.0
6/19/2021	22:00	0 0	0	0	0	0	1	6	1	0	0	0	0	0	0	0	0	0	0	0	0	0	0	0	0	0	0	0	0	0	0	0	0	0	0	0	0	0	0	0	8	40	35 to 45	100.0	8	100.0
6/19/2021	23:00	0 0	0	0	0	0	1	3	0	0	0	0	0	0	0	0	0	0	0	0	0	0	0	0	0	0	0	0	0	0	0	0	0	0	0	0	0	0	0	0	4	38.3	30 to 40	100.0	4	100.0
24 Hr Summary		0 1	0	2	6	53	128	102	42	5	1	0	0	0	0	0	0	0	0	0	0	0	0	0	0	0	0	0	0	0	0	0	0	0	0	0	0	0	0	0	340	39.9	30 to 40	81.2	278	81.8

Incoming Histogram
David Blvd

from Wed-Jun-16-2021-10:00-PM to Mon-Jun-21-2021-11:59-PM

Date	Starting Hr:min	<5 5 to <10	10 to <15	15 to <20	20 to <25	25 to <30	30 to <35	35 to <40	40 to <45	45 to <50	50 to <55	55 to <60	60 to <65	65 to <70	70 to <75	75 to <80	80 to <85	85 to <90	90 to <95	95 to <100	100 to <105	105 to <110	110 to <115	115 to <120	120 to <125	125 to <130	130 to <135	135 to <140	140 to <145	145 to <150	150 to <155	155 to <160	160 to <165	165 to <170	170 to <175	175 to <180	180 to <185	185 to <190	190 to <195	195 to >200	Total Counts	85pct Speed	30MPH Pace	% in pace	# of Speeders	% Speeders
6/20/2021	00:00	0 0	0	1	1	2	0	3	0	0	0	0	1	0	0	0	0	0	0	0	0	0	0	0	0	0	0	0	0	0	0	0	0	0	0	0	0	0	0	0	8	40	30 to 40	62.5	4	50.0
6/20/2021	01:00	0 0	0	0	0	1	1	0	0	0	0	0	0	0	0	0	0	0	0	0	0	0	0	0	0	0	0	0	0	0	0	0	0	0	0	0	0	0	0	0	2	35	25 to 35	100.0	2	100.0
6/20/2021	02:00	0 0	0	0	0	0	1	0	0	0	0	0	0	0	0	0	0	0	0	0	0	0	0	0	0	0	0	0	0	0	0	0	0	0	0	0	0	0	0	0	2	35	25 to 35	100.0	2	100.0
6/20/2021	03:00	0 0	0	0	0	0	2	0	0	0	0	0	0	0	0	0	0	0	0	0	0	0	0	0	0	0	0	0	0	0	0	0	0	0	0	0	0	0	0	0	1	25	15 to 25	100.0	*	*
6/20/2021	04:00	0 0	0	0	1	0	0	0	0	0	0	0	0	0	0	0	0	0	0	0	0	0	0	0	0	0	0	0	0	0	0	0	0	0	0	0	0	0	0	0	0	0	*	*	*	*
6/20/2021	05:00	0 0	0	0	0	0	0	0	0	0	0	0	0	0	0	0	0	0	0	0	0	0	0	0	0	0	0	0	0	0	0	0	0	0	0	0	0	0	0	0	2	45	20 to 30	50.0	1	50.0
6/20/2021	06:00	0 0	0	0	0	1	0	0	1	0	0	0	0	0	0	0	0	0	0	0	0	0	0	0	0	0	0	0	0	0	0	0	0	0	0	0	0	0	0	0	6	47.5	30 to 40	66.7	6	100.0
6/20/2021	07:00	0 0	0	0	0	0	2	2	0	2	0	0	0	0	0	0	0	0	0	0	0	0	0	0	0	0	0	0	0	0	0	0	0	0	0	0	0	0	0	0	12	37.5	30 to 40	83.3	6	50.0
6/20/2021	08:00	0 0	0	1	0	5	3	2	0	0	1	0	0	0	0	0	0	0	0	0	0	0	0	0	0	0	0	0	0	0	0	0	0	0	0	0	0	0	0	0	16	41.7	35 to 45	81.3	13	81.3
6/20/2021	09:00	0 0	0	0	2	1	7	3	3	0	0	0	0	0	0	0	0	0	0	0	0	0	0	0	0	0	0	0	0	0	0	0	0	0	0	0	0	0	0	0	17	39.2	30 to 40	82.4	14	82.4
6/20/2021	10:00	0 0	1	0	0	2	5	6	1	1	0	0	0	0	0	0	0	0	0	0	0	0	0	0	0	0	0	0	0	0	0	0	0	0	0	0	0	0	0	0	31	39.3	30 to 40	66.3	26	83.9
6/20/2021	11:00	0 0	0	0	0	5	8	15	3	0	0	0	0	0	0	0	0	0	0	0	0	0	0	0	0	0	0	0	0	0	0	0	0	0	0	0	0	0	0	0	26	38.6	30 to 40	92.3	22	84.6
6/20/2021	12:00	0 0	0	0	0	4	13	7	2	0	0	0	0	0	0	0	0	0	0	0	0	0	0	0	0	0	0	0	0	0	0	0	0	0	0	0	0	0	0	0	29	42.9	35 to 45	79.3	24	82.8
6/20/2021	13:00	0 0	0	0	1	4	10	6	7	1	0	0	0	0	0	0	0	0	0	0	0	0	0	0	0	0	0	0	0	0	0	0	0	0	0	0	0	0	0	0	22	40	30 to 40	77.3	14	63.6
6/20/2021	14:00	0 0	0	1	1	0	3	8	3	0	0	0	0	0	0	0	0	0	0	0	0	0	0	0	0	0	0	0	0	0	0	0	0	0	0	0	0	0	0	0	19	40	35 to 45	89.5	17	89.5
6/20/2021	15:00	0 0	0	0	0	2	6	8	3	0	0	0	0	0	0	0	0	0	0	0	0	0	0	0	0	0	0	0	0	0	0	0	0	0	0	0	0	0	0	0	26	38.1	30 to 40	96.2	21	80.8
6/20/2021	16:00	0 0	0	0	0	5	12	8	1	0	0	0	0	0	0	0	0	0	0	0	0	0	0	0	0	0	0	0	0	0	0	0	0	0	0	0	0	0	0	0	24	40	35 to 45	100.0	24	100.0
6/20/2021	17:00	0 0	0	0	0	0	9	11	4	0	0	0	0	0	0	0	0	0	0	0	0	0	0	0	0	0	0	0	0	0	0	0	0	0	0	0	0	0	0	0	16	41.7	35 to 45	87.5	14	87.5
6/20/2021	18:00	0 0	0	0	2	0	7	4	3	0	0	0	0	0	0	0	0	0	0	0	0	0	0	0	0	0	0	0	0	0	0	0	0	0	0	0	0	0	0	0	13	37.5	30 to 40	84.6	11	84.6
6/20/2021	19:00	0 0	1	0	0	1	8	2	0	0	1	0	0	0	0	0	0	0	0	0	0	0	0	0	0	0	0	0	0	0	0	0	0	0	0	0	0	0	0	0	10	38.8	30 to 40	90.0	9	90.0
6/20/2021	20:00	0 0	0	0	0	1	4	4	1	0	0	0	0	0	0	0	0	0	0	0	0	0	0	0	0	0	0	0	0	0	0	0	0	0	0	0	0	0	0	0	11	40	30 to 40	81.8	11	100.0
6/20/2021	21:00	0 0	0	0	0	0	4	5	0	2	0	0	0	0	0	0	0	0	0	0	0	0	0	0	0	0	0	0	0	0	0	0	0	0	0	0	0	0	0	0	5	40	30 to 40	80.0	5	100.0
6/20/2021	22:00	0 0	0	0	0	0	2	2	0	0	1	0	0	0	0	0	0	0	0	0	0	0	0	0	0	0	0	0	0	0	0	0	0	0	0	0	0	0	0	0	3	45	25 to 35	66.7	2	66.7
6/20/2021	23:00	0 0	0	0	0	1	1	0	1	0	0	0	0	0	0	0	0	0	0	0	0	0	0	0	0	0	0	0	0	0	0	0	0	0	0	0	0	0	0	0	302	39.9	30 to 40	81.5	248	82.1
24 Hr Summary		0 0	2	3	8	41	109	96	33	6	3	0	1	0	0	0	0	0	0	0	0	0	0	0	0	0	0	0	0	0	0	0	0	0	0	0	0	0	0	0						

Incoming Histogram
David Bled

from Wednesday 6-2021-10-00-PM to Monday 6-21-2021-11-59-PM

Date	Starting Hrame	<5.5 to <10	10 to <15	15 to <20	20 to <25	25 to <30	30 to <35	35 to <40	40 to <45	45 to <50	50 to <55	55 to <60	60 to <65	65 to <70	70 to <75	75 to <80	80 to <85	85 to <90	90 to <95	95 to <100	100 to <105	105 to <110	110 to <115	115 to <120	120 to <125	125 to <130	130 to <135	135 to <140	140 to <145	145 to <150	150 to <155	155 to <160	160 to <165	165 to <170	170 to <175	175 to <180	180 to <185	185 to <190	190 to <195	195 to >200	Total Counts	85pct Speed	16MPH Pace	% in pace	# of Spenders	% Spenders
6/21/2021	00:00	0	0	0	0	0	0	1	1	0	0	0	0	0	0	0	0	0	0	0	0	0	0	0	0	0	0	0	0	0	0	0	0	0	0	0	0	0	0	0	2	40	30 to 40	100.0	2	100.0
6/21/2021	01:00	0	0	0	0	0	0	0	0	0	1	0	0	0	0	0	0	0	0	0	0	0	0	0	0	0	0	0	0	0	0	0	0	0	0	0	0	0	0	0	1	50	40 to 50	100.0	1	100.0
6/21/2021	02:00	0	0	0	0	0	0	0	0	0	0	0	0	0	0	0	0	0	0	0	0	0	0	0	0	0	0	0	0	0	0	0	0	0	0	0	0	0	0	0	0	*	*	*	*	*
6/21/2021	03:00	0	0	0	0	0	0	0	1	0	0	0	0	0	0	0	0	0	0	0	0	0	0	0	0	0	0	0	0	0	0	0	0	0	0	0	0	0	0	0	2	35	25 to 35	100.0	1	50.0
6/21/2021	04:00	0	0	0	0	0	1	1	0	0	0	0	0	0	0	0	0	0	0	0	0	0	0	0	0	0	0	0	0	0	0	0	0	0	0	0	0	0	0	0	3	40	30 to 40	60.0	4	80.0
6/21/2021	05:00	0	0	0	1	0	0	2	1	0	1	0	0	0	0	0	0	0	0	0	0	0	0	0	0	0	0	0	0	0	0	0	0	0	0	0	0	0	0	0	1	30	20 to 30	100.0	*	*
6/21/2021	06:00	0	0	0	0	0	1	0	0	0	0	0	0	0	0	0	0	0	0	0	0	0	0	0	0	0	0	0	0	0	0	0	0	0	0	0	0	0	0	0	18	37	30 to 40	77.8	10	55.6
6/21/2021	07:00	0	0	2	0	2	4	5	5	0	0	0	0	0	0	0	0	0	0	0	0	0	0	0	0	0	0	0	0	0	0	0	0	0	0	0	0	0	0	0	16	39	30 to 40	87.5	12	75.0
6/21/2021	08:00	0	0	1	0	0	3	6	5	1	0	0	0	0	0	0	0	0	0	0	0	0	0	0	0	0	0	0	0	0	0	0	0	0	0	0	0	0	0	0	20	37.5	25 to 35	75.0	14	70.0
6/21/2021	09:00	0	0	1	0	2	3	10	2	0	2	0	0	0	0	0	0	0	0	0	0	0	0	0	0	0	0	0	0	0	0	0	0	0	0	0	0	0	0	0	17	46.2	40 to 50	64.7	13	76.5
6/21/2021	10:00	0	0	0	2	0	2	2	6	1	4	0	0	0	0	0	0	0	0	0	0	0	0	0	0	0	0	0	0	0	0	0	0	0	0	0	0	0	0	0	9	45	35 to 45	77.8	8	88.9
6/21/2021	11:00	0	0	0	0	1	0	4	2	1	1	0	0	0	0	0	0	0	0	0	0	0	0	0	0	0	0	0	0	0	0	0	0	0	0	0	0	0	0	0	10	40	30 to 40	70.0	8	80.0
6/21/2021	12:00	0	0	0	1	0	1	1	5	1	1	0	0	0	0	0	0	0	0	0	0	0	0	0	0	0	0	0	0	0	0	0	0	0	0	0	0	0	0	0	8	42.5	35 to 45	87.5	7	87.5
6/21/2021	13:00	0	0	0	0	1	0	4	1	2	0	0	0	0	0	0	0	0	0	0	0	0	0	0	0	0	0	0	0	0	0	0	0	0	0	0	0	0	0	0	9	43.3	25 to 35	55.6	5	55.6
6/21/2021	14:00	0	0	0	0	1	1	1	1	3	0	0	0	0	0	0	0	0	0	0	0	0	0	0	0	0	0	0	0	0	0	0	0	0	0	0	0	0	0	0	15	40	35 to 45	60.0	10	66.7
6/21/2021	15:00	0	0	1	0	4	0	1	5	1	1	0	0	0	0	0	0	0	0	0	0	0	0	0	0	0	0	0	0	0	0	0	0	0	0	0	0	0	0	0	11	45	35 to 45	72.7	10	90.9
6/21/2021	16:00	0	0	0	0	1	0	4	3	1	2	0	0	0	0	0	0	0	0	0	0	0	0	0	0	0	0	0	0	0	0	0	0	0	0	0	0	0	0	0	10	35	35 to 45	80.0	8	80.0
6/21/2021	17:00	0	0	0	2	0	0	6	0	2	0	0	0	0	0	0	0	0	0	0	0	0	0	0	0	0	0	0	0	0	0	0	0	0	0	0	0	0	0	0	9	45	35 to 45	77.8	8	88.9
6/21/2021	18:00	0	0	0	0	0	1	4	1	2	1	0	0	0	0	0	0	0	0	0	0	0	0	0	0	0	0	0	0	0	0	0	0	0	0	0	0	0	0	0	4	45	5 to 15	50.0	2	50.0
6/21/2021	19:00	0	0	2	0	0	0	0	0	1	1	0	0	0	0	0	0	0	0	0	0	0	0	0	0	0	0	0	0	0	0	0	0	0	0	0	0	0	0	0	3	40	30 to 40	66.7	2	66.7
6/21/2021	20:00	0	0	1	0	0	0	1	1	0	0	0	0	0	0	0	0	0	0	0	0	0	0	0	0	0	0	0	0	0	0	0	0	0	0	0	0	0	0	0	1	45	35 to 45	100.0	1	100.0
6/21/2021	21:00	0	0	0	0	0	0	0	1	0	0	0	0	0	0	0	0	0	0	0	0	0	0	0	0	0	0	0	0	0	0	0	0	0	0	0	0	0	0	0	1	35	25 to 35	100.0	1	100.0
6/21/2021	22:00	0	0	0	0	0	0	1	0	0	0	0	0	0	0	0	0	0	0	0	0	0	0	0	0	0	0	0	0	0	0	0	0	0	0	0	0	0	0	0	0	*	*	*	*	*
6/21/2021	23:00	0	0	0	0	0	0	0	0	0	0	0	0	0	0	0	0	0	0	0	0	0	0	0	0	0	0	0	0	0	0	0	0	0	0	0	0	0	0	0	173	41.9	30 to 40	65.9	128	74.0
24 Hr Summary		0	0	8	6	12	19	56	39	18	15	0	0	0	0	0	0	0	0	0	0	0	0	0	0	0	0	0	0	0	0	0	0	0	0	0	0	0	0	0						Page 6

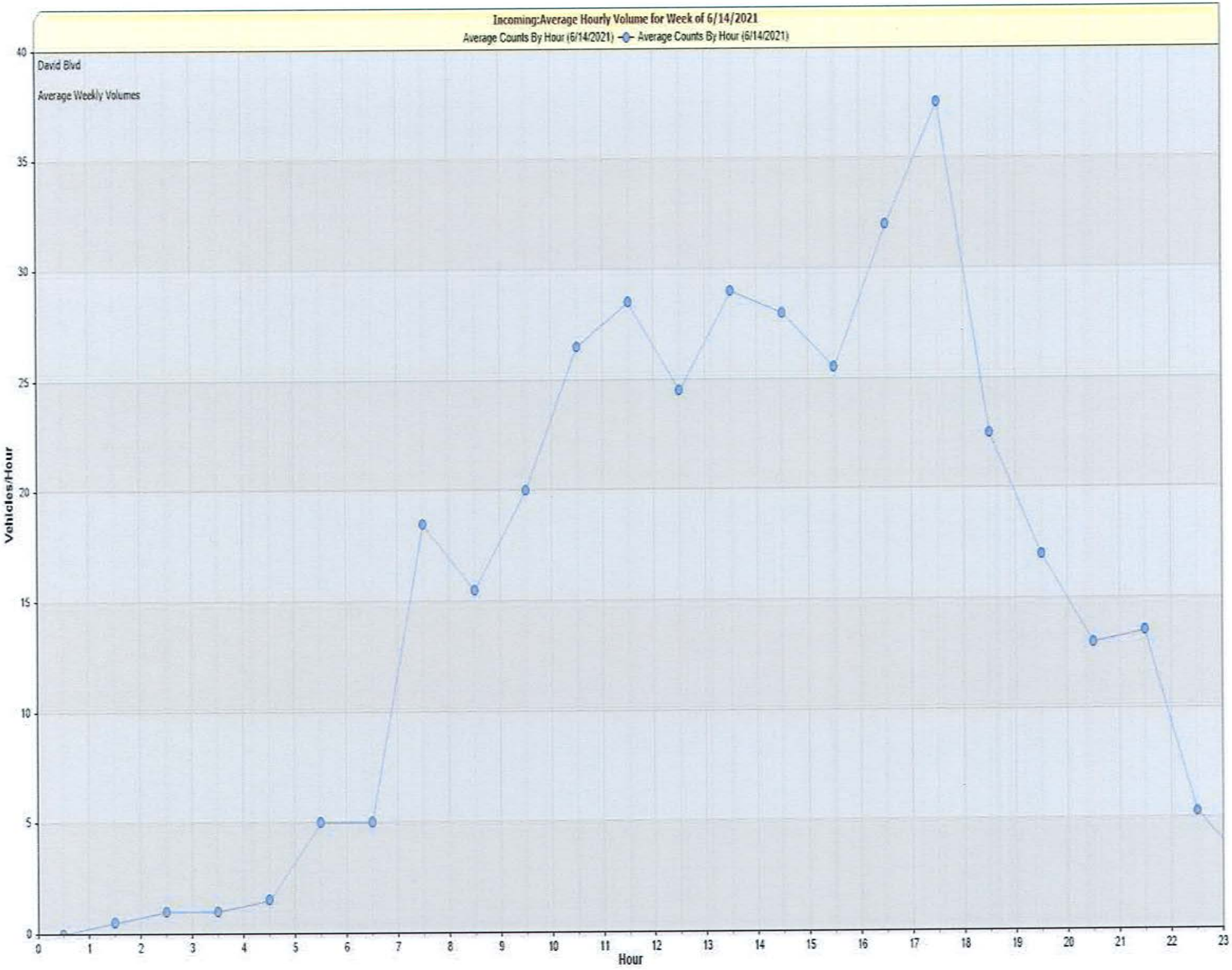
Incoming:Average Hourly Volume for Week of 6/14/2021
Average Counts By Hour (6/14/2021)
Average Counts By Hour (6/14/2021)
David Blvd
Average Weekly Volumes
Vehicles/Hour
Hour
0
5
10
15
20
25
30
35
40
0 1 2 3 4 5 6 7 8 9 10 11 12 13 14 15 16 17 18 19 20 21 22 23

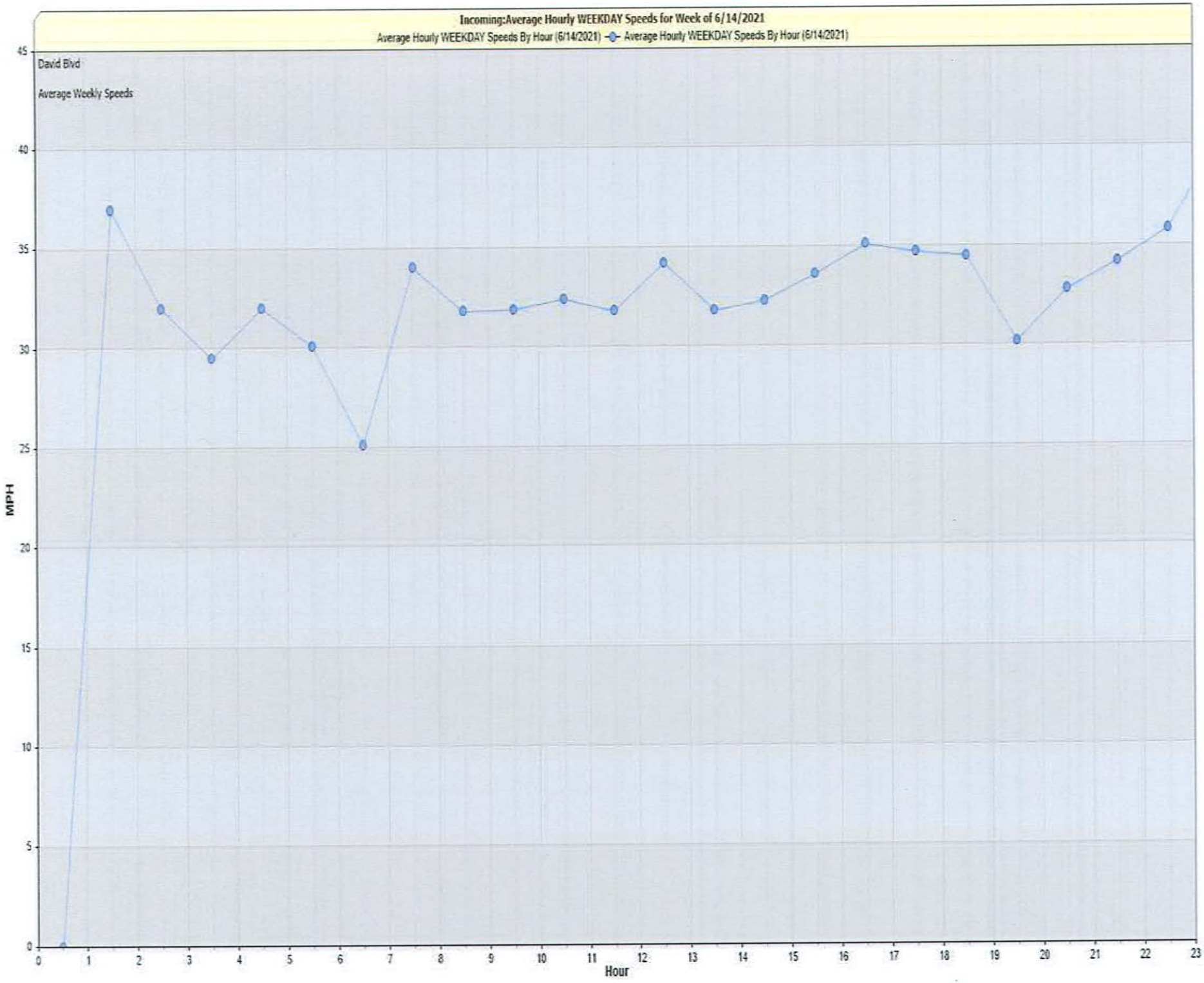
Incoming:Average Hourly WEEKDAY Speeds for Week of 6/14/2021
Average Hourly WEEKDAY Speeds By Hour (6/14/2021)
Average Hourly WEEKDAY Speeds By Hour (6/14/2021)
David Blvd
Average Weekly Speeds
MPH
Hour
0
5
10
15
20
25
30
35
40
45
0 1 2 3 4 5 6 7 8 9 10 11 12 13 14 15 16 17 18 19 20 21 22 23

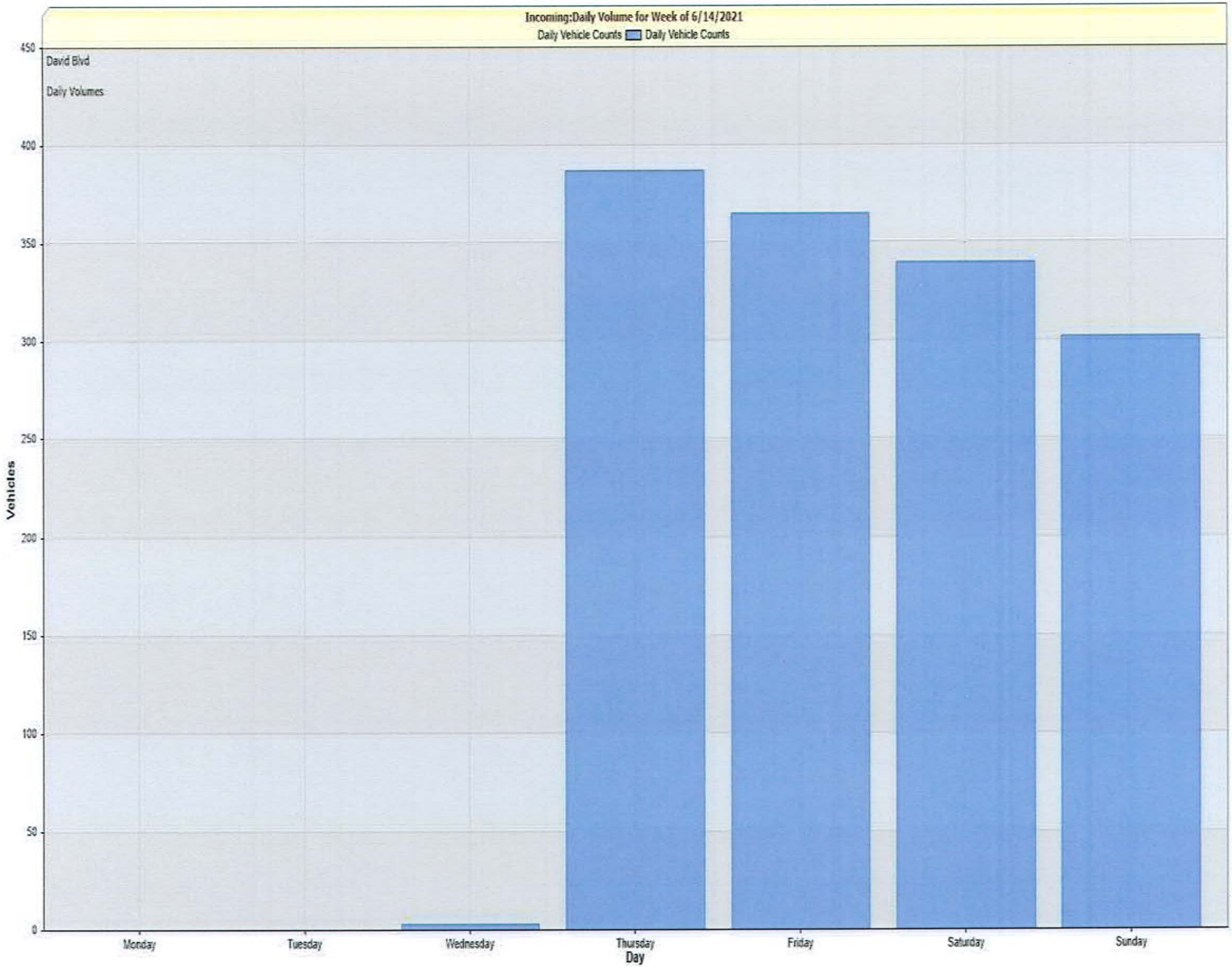
Incoming:Daily Volume for Week of 6/14/2021
Daily Vehicle Counts
Daily Vehicle Counts
David Blvd
Daily Volumes
Vehicles
450
400
350
300
250
200
150
100
50
0
Monday
Tuesday
Wednesday
Thursday
Friday
Saturday
Sunday
Day

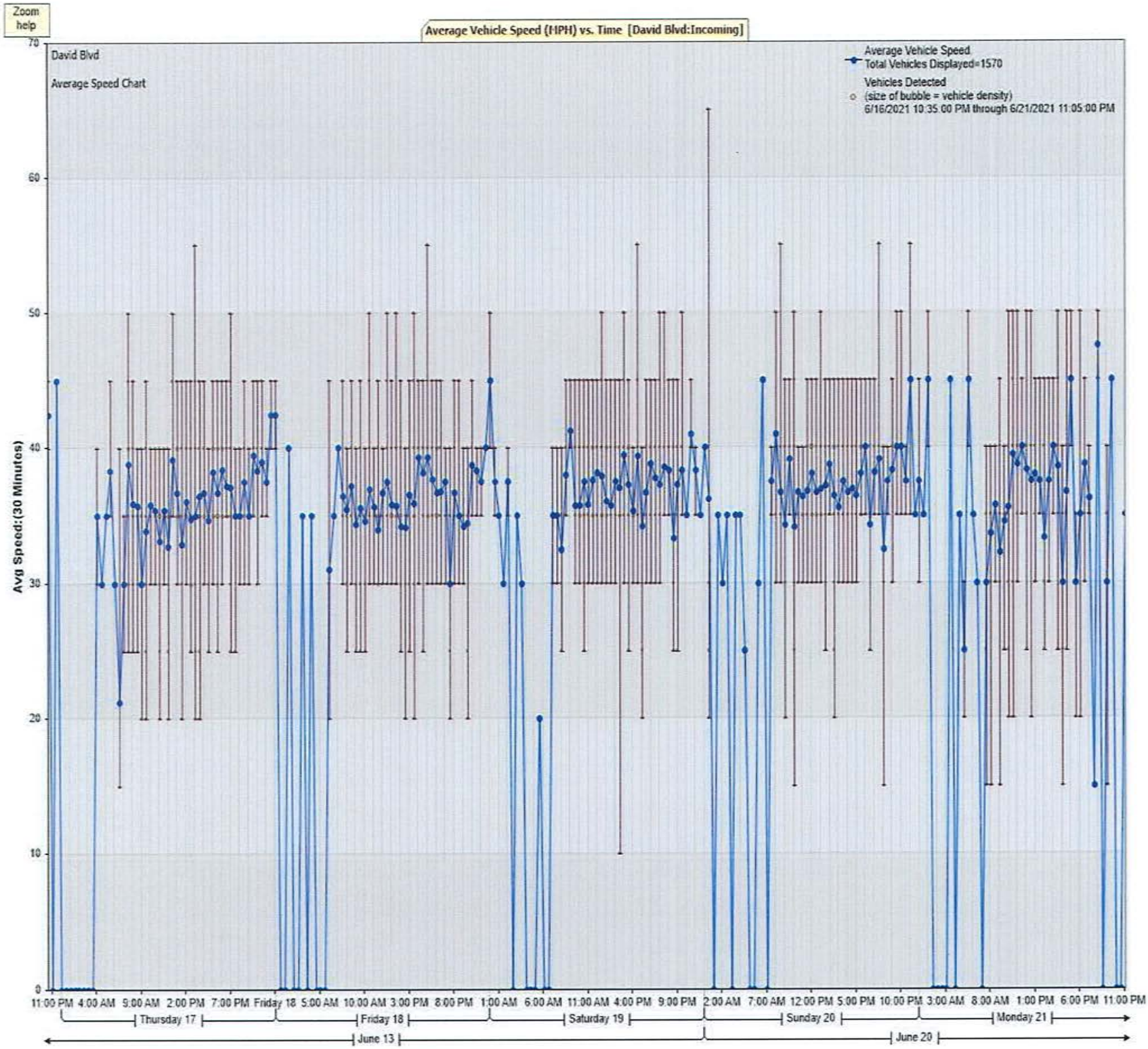
Zoom help
Average Vehicle Speed (MPH) vs. Time [David Blvd:Incoming]
David Blvd
Average Speed Chart
Average Vehicle Speed
Total Vehicles Displayed=1570
Vehicles Detected
(size of bubble = vehicle density)
6/16/2021 10:35:00 PM through 6/21/2021 11:05:00 PM
Avg Speed:(30 Minutes)
70
60
50
40
30
20
10
0
11:00 PM 4:00 AM 9:00 AM 2:00 PM 7:00 PM Friday 18 5:00 AM 10:00 AM 3:00 PM 8:00 PM 1:00 AM 6:00 AM 11:00 AM 4:00 PM 9:00 PM 2:00 AM 7:00 AM 12:00 PM 5:00 PM 10:00 PM 3:00 AM 8:00 AM 1:00 PM 6:00 PM 11:00 PM
Thursday 17
Friday 18
Saturday 19
Sunday 20
Monday 21
June 13
June 20

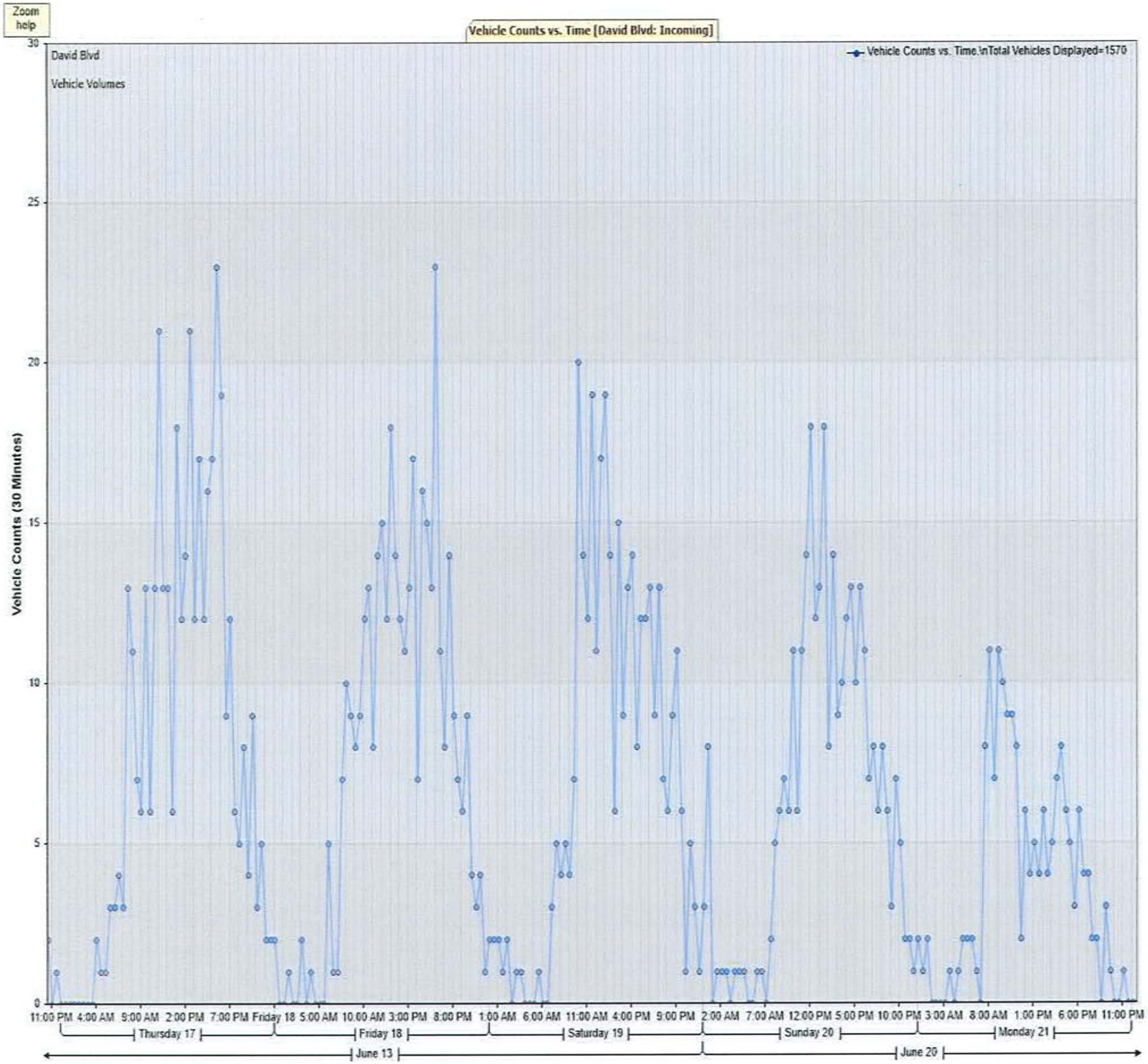
Zoom help
Vehicle Counts vs. Time [David Blvd: Incoming]
David Blvd
Vehicle Volumes
Vehicle Counts vs. Time.\nTotal Vehicles Displayed=1570
Vehicle Counts (30 Minutes)
30
25
20
15
10
5
0
11:00 PM 4:00 AM 9:00 AM 2:00 PM 7:00 PM Friday 18 5:00 AM 10:00 AM 3:00 PM 8:00 PM 1:00 AM 6:00 AM 11:00 AM 4:00 PM 9:00 PM 2:00 AM 7:00 AM 12:00 PM 5:00 PM 10:00 PM 3:00 AM 8:00 AM 1:00 PM 6:00 PM 11:00 PM
Thursday 17
Friday 18
Saturday 19
Sunday 20
Monday 21
June 13
June 20

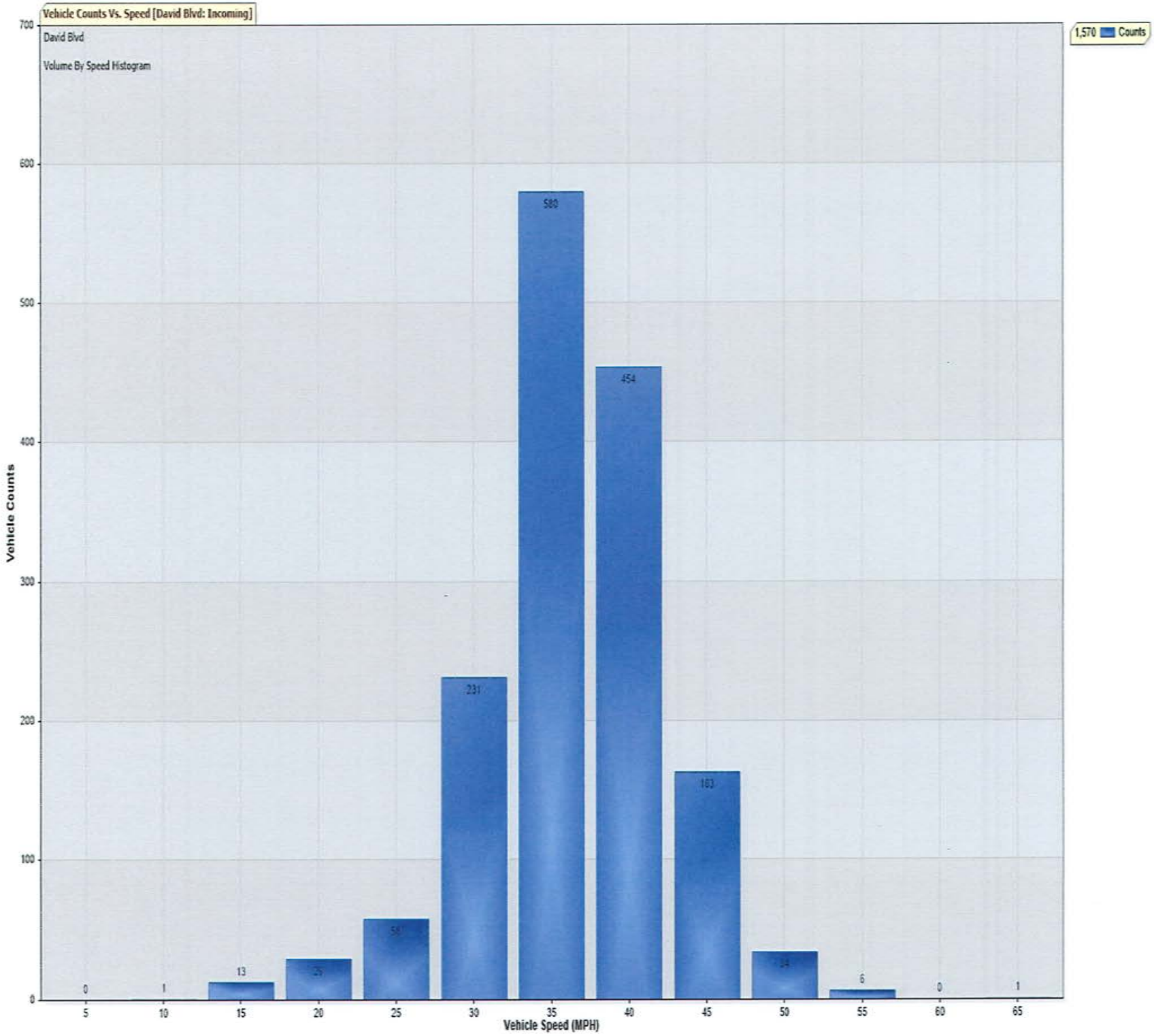
Vehicle Counts Vs. Speed [David Blvd: Incoming]
David Blvd
Volume By Speed Histogram
1,570 Counts
Vehicle Counts
Vehicle Speed (MPH)
0
100
200
300
400
500
600
700
5
10
15
20
25
30
35
40
45
50
55
60
65
0
1
13
25
58
231
580
454
163
34
6
0
1

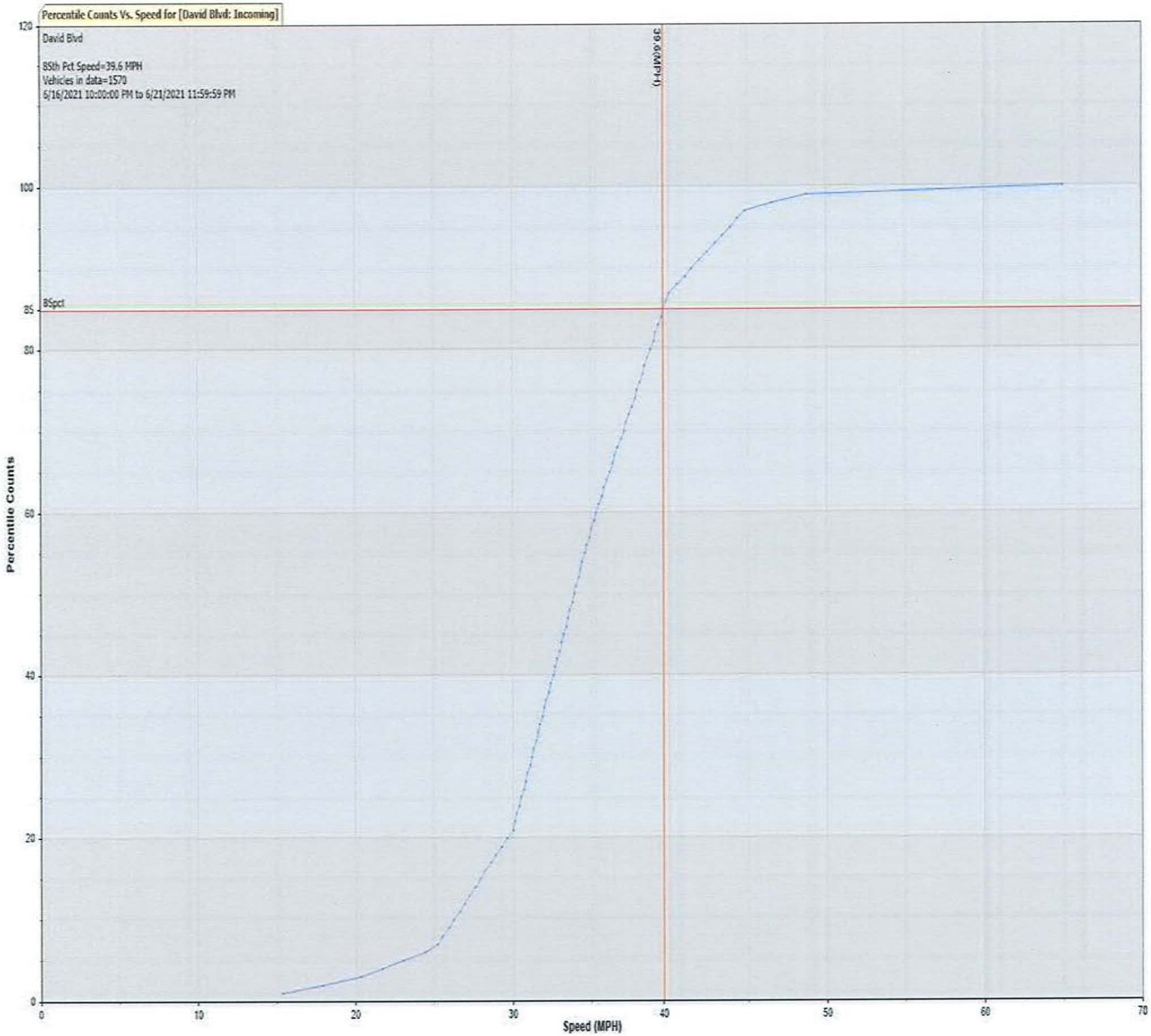
Percentile Counts Vs. Speed for [David Blvd: Incoming]
David Blvd
85th Pct Speed=39.6 MPH
Vehicles in data=1570
6/16/2021 10:00:00 PM to 6/21/2021 11:59:59 PM
39.6(MPH)
85pct
Percentile Counts
Speed (MPH)
0
20
40
60
80
85
100
120
0
10
20
30
40
50
60
70

For Project:	Gillot Blvd - SB				
Project Notes:					
Location/Name:	Incoming				
Report Generated:	8/19/2021	21:41			
Speed Intervals	5 MPH				
Time Intervals	Instant				
Traffic Report From	6/15/2021	00:00:00	through	6/20/2021	23:59:59
85th Percentile Speed	47.7 MPH				
85th Percentile Vehicles	4060				
Max Speed	75 MPH	on	6/19/2021	17:35:00	
Total Vehicles	4776				
AADT:	796				

Volumes - weekly counts

	Time	5 Day	7 Day
Average Daily		871	796
AM Peak	11:00	61	57
PM Peak	05:00	80	71

Speed

Speed Limit:	40
85th Percentile Speed:	47.7
Average Speed:	41.42

	Monday	Tuesday	Wednesday	Thursday	Friday	Saturday	Sunday
Count over limit	N/A	602	636	618	618	542	428
% over limit	N/A	67.6	73.4	74.4	69.2	73.9	76.0
Avg Speeder	N/A	44.6	44.7	44.5	44.6	45.3	45.1

Day/Time Ending	85th pctl (MPH)	85th pctl cnts	Total Cnts	Max Speed	Avg Speeder	% Speeders
6/15/2021 01:00:00 AM	50.0	2	2	50	47.5	100.0%
6/15/2021 02:00:00 AM	50.0	2	2	50	47.5	100.0%
6/15/2021 03:00:00 AM	9.4	49	58	45	42.5	1.7%
6/15/2021 04:00:00 AM	45.0	1	1	45	42.5	100.0%
6/15/2021 05:00:00 AM	0.0	0	0	0	0.0	0.0%
6/15/2021 06:00:00 AM	45.0	3	3	45	42.5	66.7%
6/15/2021 07:00:00 AM	43.3	3	4	45	42.5	75.0%
6/15/2021 08:00:00 AM	48.6	13	15	50	46.0	66.7%
6/15/2021 09:00:00 AM	47.5	37	44	55	45.3	56.8%
6/15/2021 10:00:00 AM	47.7	43	51	60	44.9	74.5%
6/15/2021 11:00:00 AM	46.9	47	55	50	44.1	74.5%
6/15/2021 12:00:00 PM	47.3	41	48	50	44.3	77.1%
6/15/2021 01:00:00 PM	48.2	59	69	60	45.2	71.0%
6/15/2021 02:00:00 PM	46.4	61	72	55	44.0	77.8%
6/15/2021 03:00:00 PM	48.2	55	65	55	45.2	75.4%
6/15/2021 04:00:00 PM	47.3	54	63	55	44.4	71.4%
6/15/2021 05:00:00 PM	46.5	68	80	55	44.2	75.0%
6/15/2021 06:00:00 PM	48.1	75	88	55	44.6	81.8%
6/15/2021 07:00:00 PM	48.1	48	56	65	45.1	71.4%
6/15/2021 08:00:00 PM	48.9	33	39	55	45.3	76.9%
6/15/2021 09:00:00 PM	44.2	27	32	50	43.4	50.0%
6/15/2021 10:00:00 PM	47.5	13	15	55	44.7	60.0%
6/15/2021 11:00:00 PM	44.2	17	20	50	43.8	40.0%
6/16/2021 12:00:00 AM	50.0	8	9	55	45.4	77.8%
6/16/2021 01:00:00 AM	40.0	3	4	50	47.5	25.0%
6/16/2021 02:00:00 AM	55.0	3	3	55	47.5	66.7%
6/16/2021 03:00:00 AM	0.0	0	0	0	0.0	0.0%
6/16/2021 04:00:00 AM	0.0	0	0	0	0.0	0.0%
6/16/2021 05:00:00 AM	0.0	0	0	0	0.0	0.0%
6/16/2021 06:00:00 AM	40.0	2	2	40	0.0	0.0%
6/16/2021 07:00:00 AM	50.0	8	9	55	44.6	77.8%
6/16/2021 08:00:00 AM	48.8	30	35	55	45.4	68.6%
6/16/2021 09:00:00 AM	47.1	36	42	55	44.4	69.0%
6/16/2021 10:00:00 AM	48.0	42	49	55	44.8	75.5%
6/16/2021 11:00:00 AM	44.8	35	41	55	43.6	65.9%
6/16/2021 12:00:00 PM	46.7	58	68	55	44.1	72.1%
6/16/2021 01:00:00 PM	47.5	62	73	55	44.5	75.3%
6/16/2021 02:00:00 PM	46.9	57	67	55	44.1	79.1%
6/16/2021 03:00:00 PM	48.0	58	68	55	44.5	83.8%
6/16/2021 04:00:00 PM	48.8	60	70	60	45.5	72.9%
6/16/2021 05:00:00 PM	47.1	65	76	65	44.6	69.7%
6/16/2021 06:00:00 PM	47.3	64	75	55	44.5	69.3%
6/16/2021 07:00:00 PM	49.1	47	55	60	45.4	89.1%
6/16/2021 08:00:00 PM	48.4	42	49	55	44.8	89.8%
6/16/2021 09:00:00 PM	45.0	26	31	60	44.5	64.5%
6/16/2021 10:00:00 PM	46.7	26	30	50	44.5	50.0%
6/16/2021 11:00:00 PM	50.0	11	13	55	47.5	69.2%
6/17/2021 12:00:00 AM	45.0	5	6	50	45.0	33.3%
6/17/2021 01:00:00 AM	55.0	3	3	55	47.5	66.7%

6/17/2021 02:00:00 AM	45.0	3	4	50	44.2	75.0%
6/17/2021 03:00:00 AM	45.0	1	1	45	42.5	100.0%
6/17/2021 04:00:00 AM	40.0	1	1	40	0.0	0.0%
6/17/2021 05:00:00 AM	50.0	2	2	50	47.5	50.0%
6/17/2021 06:00:00 AM	45.0	2	2	45	42.5	50.0%
6/17/2021 07:00:00 AM	48.0	12	14	50	44.4	92.9%
6/17/2021 08:00:00 AM	45.0	23	27	50	43.6	66.7%
6/17/2021 09:00:00 AM	47.1	31	36	55	44.1	77.8%
6/17/2021 10:00:00 AM	46.1	37	44	50	43.8	79.5%
6/17/2021 11:00:00 AM	45.0	44	52	55	44.0	63.5%
6/17/2021 12:00:00 PM	47.1	58	68	55	44.5	66.2%
6/17/2021 01:00:00 PM	49.0	39	46	60	45.3	82.6%
6/17/2021 02:00:00 PM	45.6	48	57	55	43.8	75.4%
6/17/2021 03:00:00 PM	48.9	48	57	55	45.4	84.2%
6/17/2021 04:00:00 PM	48.8	53	62	55	45.0	82.3%
6/17/2021 05:00:00 PM	45.5	64	75	55	43.7	73.3%
6/17/2021 06:00:00 PM	47.4	72	85	55	44.4	77.6%
6/17/2021 07:00:00 PM	47.7	48	56	55	44.7	69.6%
6/17/2021 08:00:00 PM	48.1	48	56	60	45.1	69.6%
6/17/2021 09:00:00 PM	45.0	32	38	55	44.2	71.1%
6/17/2021 10:00:00 PM	45.0	17	20	55	44.2	60.0%
6/17/2021 11:00:00 PM	47.5	14	17	60	45.4	70.6%
6/18/2021 12:00:00 AM	50.0	8	9	55	44.7	100.0%
6/18/2021 01:00:00 AM	55.0	3	3	55	50.8	100.0%
6/18/2021 02:00:00 AM	50.0	3	4	55	48.8	100.0%
6/18/2021 03:00:00 AM	50.0	3	3	50	47.5	66.7%
6/18/2021 04:00:00 AM	0.0	0	0	0	0.0	0.0%
6/18/2021 05:00:00 AM	55.0	2	2	55	52.5	50.0%
6/18/2021 06:00:00 AM	52.5	4	5	55	49.2	60.0%
6/18/2021 07:00:00 AM	47.5	4	5	50	45.8	60.0%
6/18/2021 08:00:00 AM	46.7	21	25	55	44.6	68.0%
6/18/2021 09:00:00 AM	45.0	26	30	55	43.6	73.3%
6/18/2021 10:00:00 AM	45.8	28	33	50	43.8	69.7%
6/18/2021 11:00:00 AM	45.7	42	50	55	43.9	80.0%
6/18/2021 12:00:00 PM	47.1	51	60	55	44.1	81.7%
6/18/2021 01:00:00 PM	46.9	48	56	50	43.9	80.4%
6/18/2021 02:00:00 PM	47.3	52	61	60	44.5	73.8%
6/18/2021 03:00:00 PM	46.4	56	66	55	44.1	71.2%
6/18/2021 04:00:00 PM	46.0	56	66	65	44.2	72.7%
6/18/2021 05:00:00 PM	49.1	58	68	60	45.2	83.8%
6/18/2021 06:00:00 PM	47.5	63	74	55	44.3	82.4%
6/18/2021 07:00:00 PM	45.0	107	126	55	45.5	34.1%
6/18/2021 08:00:00 PM	47.5	44	52	60	45.2	59.6%
6/18/2021 09:00:00 PM	48.0	28	33	55	44.9	75.8%
6/18/2021 10:00:00 PM	48.0	26	30	60	45.0	66.7%
6/18/2021 11:00:00 PM	50.0	19	22	55	46.3	59.1%
6/19/2021 12:00:00 AM	48.3	18	21	55	44.6	81.0%
6/19/2021 01:00:00 AM	45.0	4	5	50	43.5	100.0%
6/19/2021 02:00:00 AM	45.0	1	1	45	42.5	100.0%
6/19/2021 03:00:00 AM	55.0	4	5	60	48.8	80.0%

6/19/2021 04:00:00 AM	0.0	0	0	0	0.0	0.0%
6/19/2021 05:00:00 AM	30.0	1	1	30	0.0	0.0%
6/19/2021 06:00:00 AM	60.0	2	2	60	52.5	100.0%
6/19/2021 07:00:00 AM	45.0	1	1	45	42.5	100.0%
6/19/2021 08:00:00 AM	51.7	13	15	55	46.4	60.0%
6/19/2021 09:00:00 AM	46.0	21	25	50	44.1	64.0%
6/19/2021 10:00:00 AM	47.5	28	33	65	45.1	69.7%
6/19/2021 11:00:00 AM	46.7	53	62	60	44.6	58.1%
6/19/2021 12:00:00 PM	47.8	48	56	55	45.1	58.9%
6/19/2021 01:00:00 PM	48.3	48	57	55	45.1	77.2%
6/19/2021 02:00:00 PM	48.1	44	52	65	45.2	75.0%
6/19/2021 03:00:00 PM	48.9	57	67	70	45.9	74.6%
6/19/2021 04:00:00 PM	48.4	61	72	60	45.1	79.2%
6/19/2021 05:00:00 PM	48.3	46	54	55	44.9	77.8%
6/19/2021 06:00:00 PM	48.5	41	48	75	45.7	75.0%
6/19/2021 07:00:00 PM	49.6	37	43	60	45.7	86.0%
6/19/2021 08:00:00 PM	48.3	29	34	55	44.8	82.4%
6/19/2021 09:00:00 PM	49.2	27	32	65	45.5	84.4%
6/19/2021 10:00:00 PM	49.3	26	30	65	45.8	76.7%
6/19/2021 11:00:00 PM	50.0	17	20	65	46.2	75.0%
6/20/2021 12:00:00 AM	47.5	12	14	55	44.3	78.6%
6/20/2021 01:00:00 AM	48.6	9	11	50	45.7	100.0%
6/20/2021 02:00:00 AM	50.0	3	3	50	45.0	66.7%
6/20/2021 03:00:00 AM	50.0	1	1	50	47.5	100.0%
6/20/2021 04:00:00 AM	45.0	1	1	45	42.5	100.0%
6/20/2021 05:00:00 AM	0.0	0	0	0	0.0	0.0%
6/20/2021 06:00:00 AM	55.0	2	2	55	52.5	50.0%
6/20/2021 07:00:00 AM	40.0	2	2	40	0.0	0.0%
6/20/2021 08:00:00 AM	49.4	8	9	50	47.5	88.9%
6/20/2021 09:00:00 AM	46.7	9	11	50	44.0	90.9%
6/20/2021 10:00:00 AM	48.8	17	20	60	45.7	70.0%
6/20/2021 11:00:00 AM	48.3	33	39	55	45.4	66.7%
6/20/2021 12:00:00 PM	47.5	38	45	60	45.1	64.4%
6/20/2021 01:00:00 PM	45.6	46	54	55	43.7	79.6%
6/20/2021 02:00:00 PM	48.3	33	39	55	44.9	79.5%
6/20/2021 03:00:00 PM	47.2	46	54	70	44.7	79.6%
6/20/2021 04:00:00 PM	48.5	45	53	55	45.6	69.8%
6/20/2021 05:00:00 PM	48.9	35	41	55	45.1	80.5%
6/20/2021 06:00:00 PM	47.5	49	58	55	44.5	79.3%
6/20/2021 07:00:00 PM	50.0	26	31	60	47.0	64.5%
6/20/2021 08:00:00 PM	48.9	27	32	75	46.2	81.3%
6/20/2021 09:00:00 PM	48.6	21	25	55	45.8	80.0%
6/20/2021 10:00:00 PM	48.6	14	17	55	45.3	94.1%
6/20/2021 11:00:00 PM	45.0	11	13	50	43.8	61.5%
6/21/2021 12:00:00 AM	55.0	2	2	55	47.5	100.0%

Day/Time Ending	85th pctl (MPH)	85th pctl cnts	Total Cnts	Max Speed	Avg Speeder	% Speeders
6/16/2021 12:00:00 AM	47.3	757	891	65	44.6	67.7%
6/17/2021 12:00:00 AM	47.7	736	866	65	44.7	73.4%
6/18/2021 12:00:00 AM	47.4	707	832	60	44.5	74.4%
6/19/2021 12:00:00 AM	47.3	761	895	65	44.6	69.2%
6/20/2021 12:00:00 AM	48.4	620	729	75	45.3	73.9%
6/20/2021 11:59:59 PM	48.3	479	563	75	45.1	76.0%

Incoming Weekly Counts
Gillot

from Tue-Jun-15-2021-12-00-AM to Sun-Jun-20-2021-11-59-PM

	6/14/2021	to	6/20/2021							
	Monday	Tuesday	Wednesday	Thursday	Friday	Saturday	Sunday	Week	Weekend	Week Day 85%
Hour	6/14/2021	6/15/2021	6/16/2021	6/17/2021	6/18/2021	6/19/2021	6/20/2021	Day Avg	Avg	Avg Speed
0 - 1	*	2	4	3	3	5	11	3	8	50
1 - 2	*	2	3	4	4	1	3	3.25	2	50
2 - 3	*	58	0	1	3	5	1	15.5	3	34.8
3 - 4	*	1	0	1	0	0	1	0.5	0.5	42.5
4 - 5	*	0	0	2	2	1	0	1	0.5	52.5
5 - 6	*	3	2	2	5	2	2	3	2	45.62
6 - 7	*	4	9	14	5	1	2	8	1.5	47.2
7 - 8	*	15	35	27	25	15	9	25.5	12	47.28
8 - 9	*	44	42	36	30	25	11	38	18	46.68
9 - 10	*	51	49	44	33	33	20	44.25	26.5	46.9
10 - 11	*	55	41	52	50	62	39	49.5	50.5	45.6
11 - 12	*	48	68	68	60	56	45	61	50.5	47.05
12 - 13	*	69	73	46	56	57	54	61	55.5	47.9
13 - 14	*	72	67	57	61	52	39	64.25	45.5	46.55
14 - 15	*	65	68	57	66	67	54	64	60.5	47.88
15 - 16	*	63	70	62	66	72	53	65.25	62.5	47.72
16 - 17	*	80	76	75	68	54	41	74.75	47.5	47.05
17 - 18	*	88	75	85	74	48	58	80.5	53	47.58
18 - 19	*	56	55	56	126	43	31	73.25	37	47.48
19 - 20	*	39	49	56	52	34	32	49	33	48.22
20 - 21	*	32	31	38	33	32	25	33.5	28.5	45.55
21 - 22	*	15	30	20	30	30	17	23.75	23.5	46.8
22 - 23	*	20	13	17	22	20	13	18	16.5	47.92
23 - 24	*	9	6	9	21	14	2	11.25	8	48.32
Totals	0	891	866	832	895	729	563			
% of Total	0%	18.66%	18.13%	17.42%	18.74%	15.26%	11.79%			

Incoming Monthly Counts
Gillot

from Tue-Jun-15-2021-12-00-AM to Sun-Jun-20-2021-11-59-PM

Hour	Jun 2021 Monday	Tuesday	Wednesday	Thursday	Friday	Saturday	Sunday	Week Day Avg	Weekend Avg	Week Day 85% Avg Speed
0 - 1	*	2	4	3	3	5	11	3	8	50
1 - 2	*	2	3	4	4	1	3	3.25	2	50
2 - 3	*	58	0	1	3	5	1	15.5	3	34.8
3 - 4	*	1	0	1	0	0	1	0.5	0.5	42.5
4 - 5	*	0	0	2	2	1	0	1	0.5	52.5
5 - 6	*	3	2	2	5	2	2	3	2	45.62
6 - 7	*	4	9	14	5	1	2	8	1.5	47.2
7 - 8	*	15	35	27	25	15	9	25.5	12	47.28
8 - 9	*	44	42	36	30	25	11	38	18	46.68
9 - 10	*	51	49	44	33	33	20	44.25	26.5	46.9
10 - 11	*	55	41	52	50	62	39	49.5	50.5	45.6
11 - 12	*	48	68	68	60	56	45	61	50.5	47.05
12 - 13	*	69	73	46	56	57	54	61	55.5	47.9
13 - 14	*	72	67	57	61	52	39	64.25	45.5	46.55
14 - 15	*	65	68	57	66	67	54	64	60.5	47.88
15 - 16	*	63	70	62	66	72	53	65.25	62.5	47.72
16 - 17	*	80	76	75	68	54	41	74.75	47.5	47.05
17 - 18	*	88	75	85	74	48	58	80.5	53	47.58
18 - 19	*	56	55	56	126	43	31	73.25	37	47.48
19 - 20	*	39	49	56	52	34	32	49	33	48.22
20 - 21	*	32	31	38	33	32	25	33.5	28.5	45.55
21 - 22	*	15	30	20	30	30	17	23.75	23.5	46.8
22 - 23	*	20	13	17	22	20	13	18	16.5	47.92
23 - 24	*	9	6	9	21	14	2	11.25	8	48.32
Totals	0	891	866	832	895	729	563			
% of Total	0%	18.66%	18.13%	17.42%	18.74%	15.26%	11.79%			

Incoming Weekly Speeds
Gillot

from Tue-Jun-15-2021-12-00-AM to Sun-Jun-20-2021-11-59-PM

Hour	6/14/2021 Monday 6/14/2021	to Tuesday 6/15/2021	6/20/2021 Wednesday 6/16/2021	Thursday 6/17/2021	Friday 6/18/2021	Saturday 6/19/2021	Sunday 6/20/2021	Week Day Avg	Weekend Avg	Week Day 85% Avg Speed
0 - 1	*	47	37	43.67	50.33	43	45.27	43.67	44.56	50
1 - 2	*	47	43.67	34.5	48.25	42	42	42.77	42	50
2 - 3	*	8.16	0	42	37.33	46.2	47	10.11	46.33	34.8
3 - 4	*	42	0	37	0	0	42	39.5	42	42.5
4 - 5	*	0	0	42	42	27	0	42	27	52.5
5 - 6	*	33.67	29.5	32	42	52	42	36.17	47	45.62
6 - 7	*	40.75	42.67	43.64	41	42	37.5	42.59	39	47.2
7 - 8	*	42.13	42.34	41.19	41.56	42.13	46	41.81	43.58	47.28
8 - 9	*	39.86	41.79	42.47	41.77	40.44	42.45	41.39	41.06	46.68
9 - 10	*	42.1	41.92	41.98	41.21	41.94	42.15	41.85	42.02	46.9
10 - 11	*	41.31	40.12	40.88	41.72	40.74	42.38	41.06	41.38	45.6
11 - 12	*	42.44	41.47	41.53	42.43	40.54	41.8	41.91	41.1	47.05
12 - 13	*	42.17	42.19	43.11	42.09	42.28	41.59	42.34	41.95	47.9
13 - 14	*	41.72	42.4	41.89	42	42.27	42.67	42	42.44	46.55
14 - 15	*	42.62	42.78	43.91	41.24	42.75	42.83	42.59	42.79	47.88
15 - 16	*	42.02	42.9	42.65	41.74	43.03	42.08	42.33	42.62	47.72
16 - 17	*	42.04	41.7	41.91	43.63	42.7	42.8	42.28	42.75	47.05
17 - 18	*	42.8	41.28	41.93	42.76	43.06	42.64	42.2	42.83	47.58
18 - 19	*	41.98	44.33	41.79	23.99	44.28	42.68	34.65	43.61	47.48
19 - 20	*	43.05	43.82	42.14	41.42	43.09	44.25	42.55	43.65	48.22
20 - 21	*	39.75	40.32	41.79	42.76	43.81	43.84	41.2	43.82	45.55
21 - 22	*	40.47	38.53	39.9	41.37	43.2	44	40.02	43.49	46.8
22 - 23	*	29.9	43.54	42.76	41.32	43.3	40.54	38.89	42.21	47.92
23 - 24	*	42	36.33	44.33	42.67	42.57	47	42.02	43.13	48.32

Incoming Monthly Speeds
Gillot

from Tue-Jun-15-2021-12-00-AM to Sun-Jun-20-2021-11-59-PM

Hour	Jun 2021 Monday	Tuesday	Wednesday	Thursday	Friday	Saturday	Sunday	Week Day Avg	Weekend Avg	Week Day 85% Avg Speed
0 - 1	*	47	37	43.67	50.33	43	45.27	43.67	44.56	50
1 - 2	*	47	43.67	34.5	48.25	42	42	42.77	42	50
2 - 3	*	8.16	0	42	37.33	46.2	47	10.11	46.33	34.8
3 - 4	*	42	0	37	0	0	42	39.5	42	42.5
4 - 5	*	0	0	42	42	27	0	42	27	52.5
5 - 6	*	33.67	29.5	32	42	52	42	36.17	47	45.62
6 - 7	*	40.75	42.67	43.64	41	42	37.5	42.59	39	47.2
7 - 8	*	42.13	42.34	41.19	41.56	42.13	46	41.81	43.58	47.28
8 - 9	*	39.86	41.79	42.47	41.77	40.44	42.45	41.39	41.06	46.68
9 - 10	*	42.1	41.92	41.98	41.21	41.94	42.15	41.85	42.02	46.9
10 - 11	*	41.31	40.12	40.88	41.72	40.74	42.38	41.06	41.38	45.6
11 - 12	*	42.44	41.47	41.53	42.43	40.54	41.8	41.91	41.1	47.05
12 - 13	*	42.17	42.19	43.11	42.09	42.28	41.59	42.34	41.95	47.9
13 - 14	*	41.72	42.4	41.89	42	42.27	42.67	42	42.44	46.55
14 - 15	*	42.62	42.78	43.91	41.24	42.75	42.83	42.59	42.79	47.88
15 - 16	*	42.02	42.9	42.65	41.74	43.03	42.08	42.33	42.62	47.72
16 - 17	*	42.04	41.7	41.91	43.63	42.7	42.8	42.28	42.75	47.05
17 - 18	*	42.8	41.28	41.93	42.76	43.06	42.64	42.2	42.83	47.58
18 - 19	*	41.98	44.33	41.79	23.99	44.28	42.68	34.65	43.61	47.48
19 - 20	*	43.05	43.82	42.14	41.42	43.09	44.25	42.55	43.65	48.22
20 - 21	*	39.75	40.32	41.79	42.76	43.81	43.84	41.2	43.82	45.55
21 - 22	*	40.47	38.53	39.9	41.37	43.2	44	40.02	43.49	46.8
22 - 23	*	29.9	43.54	42.76	41.32	43.3	40.54	38.89	42.21	47.92
23 - 24	*	42	36.33	44.33	42.67	42.57	47	42.02	43.13	48.32

Incoming Weekly EightyFifthSpeeds
Gillot

from Tue-Jun-15-2021-12-00-AM to Sun-Jun-20-2021-11-59-PM

	6/14/2021	to	6/20/2021							
	Monday	Tuesday	Wednesday	Thursday	Friday	Saturday	Sunday	Week	Weekend	Week Day 85%
Hour	6/14/2021	6/15/2021	6/16/2021	6/17/2021	6/18/2021	6/19/2021	6/20/2021	Day Avg	Avg	Avg Speed
0 - 1	*	50	40	55	55	45	48.6	50	46.8	50
1 - 2	*	50	55	45	50	45	50	50	47.5	50
2 - 3	*	9.4	0	45	50	55	50	34.8	52.5	34.8
3 - 4	*	45	0	40	0	0	45	42.5	45	42.5
4 - 5	*	0	0	50	55	30	0	52.5	30	52.5
5 - 6	*	45	40	45	52.5	60	55	45.62	57.5	45.62
6 - 7	*	43.3	50	48	47.5	45	40	47.2	42.5	47.2
7 - 8	*	48.6	48.8	45	46.7	51.7	49.4	47.28	50.55	47.28
8 - 9	*	47.5	47.1	47.1	45	46	46.7	46.68	46.35	46.68
9 - 10	*	47.7	48	46.1	45.8	47.5	48.8	46.9	48.15	46.9
10 - 11	*	46.9	44.8	45	45.7	46.7	48.3	45.6	47.5	45.6
11 - 12	*	47.3	46.7	47.1	47.1	47.8	47.5	47.05	47.65	47.05
12 - 13	*	48.2	47.5	49	46.9	48.3	45.6	47.9	46.95	47.9
13 - 14	*	46.4	46.9	45.6	47.3	48.1	48.3	46.55	48.2	46.55
14 - 15	*	48.2	48	48.9	46.4	48.9	47.2	47.88	48.05	47.88
15 - 16	*	47.3	48.8	48.8	46	48.4	48.5	47.72	48.45	47.72
16 - 17	*	46.5	47.1	45.5	49.1	48.3	48.9	47.05	48.6	47.05
17 - 18	*	48.1	47.3	47.4	47.5	48.5	47.5	47.58	48	47.58
18 - 19	*	48.1	49.1	47.7	45	49.6	50	47.48	49.8	47.48
19 - 20	*	48.9	48.4	48.1	47.5	48.3	48.9	48.22	48.6	48.22
20 - 21	*	44.2	45	45	48	49.2	48.6	45.55	48.9	45.55
21 - 22	*	47.5	46.7	45	48	49.3	48.6	46.8	48.95	46.8
22 - 23	*	44.2	50	47.5	50	50	45	47.92	47.5	47.92
23 - 24	*	50	45	50	48.3	47.5	55	48.32	51.25	48.32

Incoming Monthly EightyFifthSpeeds
Gillot

from Tue-Jun-15-2021-12-00-AM to Sun-Jun-20-2021-11-59-PM

Hour	Jun 2021 Monday	Tuesday	Wednesday	Thursday	Friday	Saturday	Sunday	Week Day Avg	Weekend Avg	Week Day 85% Avg Speed
0 - 1	*	50	40	55	55	45	48.6	50	46.8	50
1 - 2	*	50	55	45	50	45	50	50	47.5	50
2 - 3	*	9.4	0	45	50	55	50	34.8	52.5	34.8
3 - 4	*	45	0	40	0	0	45	42.5	45	42.5
4 - 5	*	0	0	50	55	30	0	52.5	30	52.5
5 - 6	*	45	40	45	52.5	60	55	45.62	57.5	45.62
6 - 7	*	43.3	50	48	47.5	45	40	47.2	42.5	47.2
7 - 8	*	48.6	48.8	45	46.7	51.7	49.4	47.28	50.55	47.28
8 - 9	*	47.5	47.1	47.1	45	46	46.7	46.68	46.35	46.68
9 - 10	*	47.7	48	46.1	45.8	47.5	48.8	46.9	48.15	46.9
10 - 11	*	46.9	44.8	45	45.7	46.7	48.3	45.6	47.5	45.6
11 - 12	*	47.3	46.7	47.1	47.1	47.8	47.5	47.05	47.65	47.05
12 - 13	*	48.2	47.5	49	46.9	48.3	45.6	47.9	46.95	47.9
13 - 14	*	46.4	46.9	45.6	47.3	48.1	48.3	46.55	48.2	46.55
14 - 15	*	48.2	48	48.9	46.4	48.9	47.2	47.88	48.05	47.88
15 - 16	*	47.3	48.8	48.8	46	48.4	48.5	47.72	48.45	47.72
16 - 17	*	46.5	47.1	45.5	49.1	48.3	48.9	47.05	48.6	47.05
17 - 18	*	48.1	47.3	47.4	47.5	48.5	47.5	47.58	48	47.58
18 - 19	*	48.1	49.1	47.7	45	49.6	50	47.48	49.8	47.48
19 - 20	*	48.9	48.4	48.1	47.5	48.3	48.9	48.22	48.6	48.22
20 - 21	*	44.2	45	45	48	49.2	48.6	45.55	48.9	45.55
21 - 22	*	47.5	46.7	45	48	49.3	48.6	46.8	48.95	46.8
22 - 23	*	44.2	50	47.5	50	50	45	47.92	47.5	47.92
23 - 24	*	50	45	50	48.3	47.5	55	48.32	51.25	48.32

Starting Hour	Count	Average Speed of all Traffic	Violator Counts	Average Speed of Violators
00:00:00	2	47.5	2	47.5
01:00:00	2	47.5	2	47.5
02:00:00	58	1.3	1	42.5
03:00:00	1	42.5	1	42.5
04:00:00	0	N/A	N/A	N/A
05:00:00	3	34.2	2	42.5
06:00:00	4	41.3	3	42.5
07:00:00	14	28.9	9	46.4
08:00:00	39	30.0	24	45.4
09:00:00	50	24.4	33	44.5
10:00:00	58	22.0	45	44.4
11:00:00	49	23.1	37	44.1
12:00:00	69	22.0	49	45.2
13:00:00	67	20.6	53	44.2
14:00:00	69	23.5	53	45.0
15:00:00	59	19.7	41	44.6
16:00:00	81	17.6	60	43.8
17:00:00	92	19.0	76	44.7
18:00:00	55	26.0	38	45.3
19:00:00	40	28.4	32	45.3
20:00:00	29	30.7	16	43.4
21:00:00	20	30.4	11	44.3
22:00:00	19	27.0	7	43.9
23:00:00	10	40.0	7	43.9
00:00:00	5	40.5	2	50.0
01:00:00	3	44.2	2	47.5
02:00:00	0	N/A	N/A	N/A
03:00:00	0	N/A	N/A	N/A
04:00:00	0	N/A	N/A	N/A
05:00:00	2	30.0	0	0.0
06:00:00	8	37.8	6	45.0
07:00:00	33	31.8	23	45.3
08:00:00	43	26.5	29	44.6
09:00:00	41	25.9	32	44.2
10:00:00	49	22.5	34	44.3
11:00:00	64	19.1	46	44.1
12:00:00	74	19.9	55	44.3
13:00:00	68	19.1	52	44.2
14:00:00	67	20.0	58	44.6
15:00:00	72	22.2	52	45.6
16:00:00	74	18.3	51	44.4
17:00:00	75	19.3	52	44.7
18:00:00	58	23.4	51	45.2
19:00:00	44	21.9	40	44.8
20:00:00	38	27.8	26	44.6
21:00:00	28	27.9	14	44.3
22:00:00	15	43.8	10	47.5
23:00:00	5	28.0	1	42.5
00:00:00	4	45.0	3	47.5
01:00:00	4	35.0	3	44.2
02:00:00	1	42.5	1	42.5

Starting Hour	Count	Average Speed of all Traffic	Violator Counts	Average Speed of Violators
03:00:00	1	37.5	0	0.0
04:00:00	2	42.5	1	47.5
05:00:00	2	32.5	1	42.5
06:00:00	13	30.6	12	44.6
07:00:00	27	25.8	18	43.3
08:00:00	33	27.5	26	44.4
09:00:00	43	21.4	33	43.7
10:00:00	51	19.5	33	43.9
11:00:00	70	20.3	47	44.4
12:00:00	46	29.3	38	45.5
13:00:00	55	24.4	40	43.9
14:00:00	55	25.5	48	45.2
15:00:00	67	19.4	55	45.0
16:00:00	72	17.4	53	43.7
17:00:00	80	19.2	61	44.2
18:00:00	65	22.3	47	44.7
19:00:00	55	25.3	37	44.8
20:00:00	39	27.4	28	44.6
21:00:00	21	32.7	14	43.9
22:00:00	15	38.2	11	45.7
23:00:00	10	35.0	8	44.4
00:00:00	5	48.5	5	48.5
01:00:00	3	49.2	3	49.2
02:00:00	2	32.5	1	47.5
03:00:00	2	23.8	2	47.5
04:00:00	2	42.5	1	52.5
05:00:00	4	40.0	2	47.5
06:00:00	6	43.3	4	47.5
07:00:00	21	29.4	14	43.9
08:00:00	33	29.8	25	44.1
09:00:00	31	27.7	20	43.8
10:00:00	48	22.3	38	43.8
11:00:00	56	20.1	46	44.1
12:00:00	61	18.5	50	44.1
13:00:00	63	21.9	47	44.3
14:00:00	61	21.6	45	43.8
15:00:00	71	18.7	49	44.3
16:00:00	63	24.7	52	45.6
17:00:00	76	19.3	64	44.2
18:00:00	128	13.9	45	45.3
19:00:00	51	25.6	30	45.5
20:00:00	32	30.0	28	44.8
21:00:00	33	27.4	19	44.9
22:00:00	20	33.0	11	45.7
23:00:00	21	33.3	17	45.7
00:00:00	9	32.5	8	43.1
01:00:00	1	42.5	1	42.5
02:00:00	4	38.1	4	48.8
03:00:00	1	37.5	0	0.0
04:00:00	1	27.5	0	0.0
05:00:00	1	47.5	1	47.5

Starting Hour	Count	Average Speed of all Traffic	Violator Counts	Average Speed of Violators
06:00:00	1	57.5	1	57.5
07:00:00	12	38.1	7	44.6
08:00:00	27	28.2	18	44.7
09:00:00	34	30.0	23	45.3
10:00:00	60	22.3	34	44.6
11:00:00	51	26.6	31	44.9
12:00:00	56	26.7	44	45.1
13:00:00	58	24.3	42	45.2
14:00:00	67	23.8	50	45.7
15:00:00	69	22.7	55	45.2
16:00:00	57	26.5	44	45.0
17:00:00	49	23.4	36	45.8
18:00:00	41	26.9	35	45.6
19:00:00	33	29.9	27	44.7
20:00:00	35	29.9	30	45.7
21:00:00	30	32.0	24	45.6
22:00:00	22	39.3	16	45.9
23:00:00	14	33.8	11	44.3
00:00:00	11	41.8	11	45.7
01:00:00	3	42.5	2	45.0
02:00:00	0	N/A	N/A	N/A
03:00:00	2	45.0	2	45.0
04:00:00	0	N/A	N/A	N/A
05:00:00	2	42.5	1	52.5
06:00:00	2	18.8	0	0.0
07:00:00	9	35.8	8	47.5
08:00:00	11	43.0	10	44.0
09:00:00	18	37.8	12	46.3
10:00:00	36	27.9	23	44.7
11:00:00	44	26.3	32	45.6
12:00:00	55	18.3	43	43.7
13:00:00	41	27.1	30	45.0
14:00:00	50	21.0	42	44.8
15:00:00	56	25.3	38	45.1
16:00:00	41	30.4	33	45.1
17:00:00	60	24.3	47	44.6
18:00:00	33	33.0	22	46.8
19:00:00	29	34.3	24	46.5
20:00:00	27	30.5	21	45.4
21:00:00	16	30.8	16	45.0
22:00:00	15	38.0	9	44.7
23:00:00	2	47.5	2	47.5

Incoming Histogram
Gillot

from Tue-Jun-15-2021+12:00:AM to Sun-Jun-20-2021+11:59:PM

Date	Starting Hr:min	<5.5 to <10	10 to <15	15 to <20	20 to <25	25 to <30	30 to <35	35 to <40	40 to <45	45 to <50	50 to <55	55 to <60	60 to <65	65 to <70	70 to <75	75 to <80	80 to <85	85 to <90	90 to <95	95 to <100	100 to <105	105 to <110	110 to <115	115 to <120	120 to <125	125 to <130	130 to <135	135 to <140	140 to <145	145 to <150	150 to <155	155 to <160	160 to <165	165 to <170	170 to <175	175 to <180	180 to <185	185 to <190	190 to <195	195 to >200	Total Counts	85pct Speed	10MPH Pace	% in pace	# of Speeders	% Speeders
6/15/2021	00:00	0 0	0	0	0	0	0	0	0	2	0	0	0	0	0	0	0	0	0	0	0	0	0	0	0	0	0	0	0	0	0	0	0	0	0	0	0	0	0	0	2	50	40 to 50	100.0	2	100.0
6/15/2021	01:00	0 0	0	0	0	0	0	0	0	2	0	0	0	0	0	0	0	0	0	0	0	0	0	0	0	0	0	0	0	0	0	0	0	0	0	0	0	0	0	0	2	50	40 to 50	100.0	2	100.0
6/15/2021	02:00	0 58	1	0	0	0	0	0	1	0	0	0	0	0	0	0	0	0	0	0	0	0	0	0	0	0	0	0	0	0	0	0	0	0	0	0	0	0	0	0	58	6.4	5 to 15	98.3	1	1.7
6/15/2021	03:00	0 0	0	0	0	0	0	0	1	0	0	0	0	0	0	0	0	0	0	0	0	0	0	0	0	0	0	0	0	0	0	0	0	0	0	0	0	0	0	0	1	45	35 to 45	100.0	1	100.0
6/15/2021	04:00	0 0	0	0	0	0	0	0	0	0	0	0	0	0	0	0	0	0	0	0	0	0	0	0	0	0	0	0	0	0	0	0	0	0	0	0	0	0	0	0	0	0	-	-	-	-
6/15/2021	05:00	0 0	0	1	0	0	0	0	2	0	0	0	0	0	0	0	0	0	0	0	0	0	0	0	0	0	0	0	0	0	0	0	0	0	0	0	0	0	0	0	3	45	35 to 45	66.7	2	66.7
6/15/2021	06:00	0 0	0	0	0	0	0	1	3	0	0	0	0	0	0	0	0	0	0	0	0	0	0	0	0	0	0	0	0	0	0	0	0	0	0	0	0	0	0	0	4	43.3	35 to 45	100.0	3	75.0
6/15/2021	07:00	0 0	0	0	0	1	0	4	3	7	0	0	0	0	0	0	0	0	0	0	0	0	0	0	0	0	0	0	0	0	0	0	0	0	0	0	0	0	0	0	15	48.6	40 to 50	93.3	10	66.7
6/15/2021	08:00	0 1	0	1	0	1	4	12	13	10	2	0	0	0	0	0	0	0	0	0	0	0	0	0	0	0	0	0	0	0	0	0	0	0	0	0	0	0	0	0	44	47.5	40 to 50	79.5	25	56.8
6/15/2021	09:00	0 0	0	1	0	1	1	10	24	11	2	1	0	0	0	0	0	0	0	0	0	0	0	0	0	0	0	0	0	0	0	0	0	0	0	0	0	0	0	0	51	47.7	40 to 50	88.2	38	74.5
6/15/2021	10:00	0 0	0	0	2	0	4	8	28	13	0	0	0	0	0	0	0	0	0	0	0	0	0	0	0	0	0	0	0	0	0	0	0	0	0	0	0	0	0	0	55	46.9	40 to 50	89.1	41	74.5
6/15/2021	11:00	0 0	0	0	0	0	1	10	24	13	0	0	0	0	0	0	0	0	0	0	0	0	0	0	0	0	0	0	0	0	0	0	0	0	0	0	0	0	0	0	48	47.3	40 to 50	97.9	37	77.1
6/15/2021	12:00	0 0	0	1	1	0	1	17	28	17	3	1	0	0	0	0	0	0	0	0	0	0	0	0	0	0	0	0	0	0	0	0	0	0	0	0	0	0	0	0	69	48.2	40 to 50	89.9	49	71.0
6/15/2021	13:00	0 0	0	1	0	1	4	10	42	11	3	0	0	0	0	0	0	0	0	0	0	0	0	0	0	0	0	0	0	0	0	0	0	0	0	0	0	0	0	0	72	46.4	40 to 50	87.5	56	77.8
6/15/2021	14:00	0 0	0	0	0	1	4	11	26	20	3	0	0	0	0	0	0	0	0	0	0	0	0	0	0	0	0	0	0	0	0	0	0	0	0	0	0	0	0	0	63	47.1	40 to 50	93.7	45	71.4
6/15/2021	15:00	0 0	0	0	0	1	2	15	29	15	1	0	0	0	0	0	0	0	0	0	0	0	0	0	0	0	0	0	0	0	0	0	0	0	0	0	0	0	0	0	80	46.5	40 to 50	87.5	60	75.0
6/15/2021	16:00	0 0	0	0	0	0	5	15	45	10	5	0	0	0	0	0	0	0	0	0	0	0	0	0	0	0	0	0	0	0	0	0	0	0	0	0	0	0	0	0	88	48.1	40 to 50	88.6	72	81.8
6/15/2021	17:00	0 0	0	0	1	0	3	12	48	18	6	0	0	0	0	0	0	0	0	0	0	0	0	0	0	0	0	0	0	0	0	0	0	0	0	0	0	0	0	0	96	48.1	40 to 50	83.7	40	71.4
6/15/2021	18:00	0 0	0	1	0	0	4	11	24	13	2	0	1	0	0	0	0	0	0	0	0	0	0	0	0	0	0	0	0	0	0	0	0	0	0	0	0	0	0	0	59	48.9	40 to 50	87.2	30	76.9
6/15/2021	19:00	0 0	0	0	0	1	0	8	17	9	4	0	0	0	0	0	0	0	0	0	0	0	0	0	0	0	0	0	0	0	0	0	0	0	0	0	0	0	0	0	52	44.2	35 to 45	90.6	16	50.0
6/15/2021	20:00	0 0	0	0	0	0	3	13	13	3	0	0	0	0	0	0	0	0	0	0	0	0	0	0	0	0	0	0	0	0	0	0	0	0	0	0	0	0	0	0	15	47.3	35 to 45	80.0	9	60.0
6/15/2021	21:00	0 0	0	0	0	0	3	3	6	2	1	0	0	0	0	0	0	0	0	0	0	0	0	0	0	0	0	0	0	0	0	0	0	0	0	0	0	0	0	0	20	44.2	40 to 50	60.0	8	40.0
6/15/2021	22:00	0 0	0	0	0	1	1	4	6	2	0	0	0	0	0	0	0	0	0	0	0	0	0	0	0	0	0	0	0	0	0	0	0	0	0	0	0	0	0	0	9	50	40 to 50	77.8	7	77.8
6/15/2021	23:00	0 0	0	0	0	1	0	1	4	2	1	0	0	0	0	0	0	0	0	0	0	0	0	0	0	0	0	0	0	0	0	0	0	0	0	0	0	0	0	0	891	47.3	40 to 50	82.2	603	67.7
24 Hr Summary		0 63	1	6	4	9	40	165	387	180	33	2	1	0	0	0	0	0	0	0	0	0	0	0	0	0	0	0	0	0	0	0	0	0	0	0	0	0	0	0						Page 1

Incoming Histogram
Gilbo

from Tue-Jun-15-2021-12-00-AM to Sun-Jun-20-2021-11-59-PM

Date	Starting Hr:min	<5 5 to <10	10 to <15	15 to <20	20 to <25	25 to <30	30 to <35	35 to <40	40 to <45	45 to <50	50 to <55	55 to <60	60 to <65	65 to <70	70 to <75	75 to <80	80 to <85	85 to <90	90 to <95	95 to <100	100 to <105	105 to <110	110 to <115	115 to <120	120 to <125	125 to <130	130 to <135	135 to <140	140 to <145	145 to <150	150 to <155	155 to <160	160 to <165	165 to <170	170 to <175	175 to <180	180 to <185	185 to <190	190 to <195	195 to >=200	Total Counts	85pct Speed	10MPH Pace	% in pace	# of Speeders	% Speeders
6/16/2021	00:00	0 0	0	0	0	0	2	1	0	1	0	0	0	0	0	0	0	0	0	0	0	0	0	0	0	0	0	0	0	0	0	0	0	0	0	0	0	0	0	0	4	40	30 to 40	75.0	1	25.0
6/16/2021	01:00	0 0	0	0	0	0	0	1	1	0	1	0	0	0	0	0	0	0	0	0	0	0	0	0	0	0	0	0	0	0	0	0	0	0	0	0	0	0	0	0	3	55	35 to 45	66.7	2	66.7
6/16/2021	02:00	0 0	0	0	0	0	0	0	0	0	0	0	0	0	0	0	0	0	0	0	0	0	0	0	0	0	0	0	0	0	0	0	0	0	0	0	0	0	0	0	0	0	-	-	-	-
6/16/2021	03:00	0 0	0	0	0	0	0	0	0	0	0	0	0	0	0	0	0	0	0	0	0	0	0	0	0	0	0	0	0	0	0	0	0	0	0	0	0	0	0	0	0	0	-	-	-	-
6/16/2021	04:00	0 0	0	0	0	0	0	0	0	0	0	0	0	0	0	0	0	0	0	0	0	0	0	0	0	0	0	0	0	0	0	0	0	0	0	0	0	0	0	0	2	40	15 to 25	50.0	-	-
6/16/2021	05:00	0 0	0	0	1	0	0	1	0	0	0	0	0	0	0	0	0	0	0	0	0	0	0	0	0	0	0	0	0	0	0	0	0	0	0	0	0	0	0	0	9	50	40 to 50	88.9	7	77.8
6/16/2021	06:00	0 0	0	0	0	0	0	2	5	1	1	0	0	0	0	0	0	0	0	0	0	0	0	0	0	0	0	0	0	0	0	0	0	0	0	0	0	0	0	0	35	48.8	40 to 50	88.6	24	68.6
6/16/2021	07:00	0 0	0	0	0	1	0	10	13	9	3	0	0	0	0	0	0	0	0	0	0	0	0	0	0	0	0	0	0	0	0	0	0	0	0	0	0	0	0	0	42	47.1	40 to 50	90.5	29	69.0
6/16/2021	08:00	0 0	0	0	0	0	2	11	20	7	2	0	0	0	0	0	0	0	0	0	0	0	0	0	0	0	0	0	0	0	0	0	0	0	0	0	0	0	0	0	49	48	40 to 50	89.8	37	75.5
6/16/2021	09:00	0 0	1	0	0	1	2	8	21	15	1	0	0	0	0	0	0	0	0	0	0	0	0	0	0	0	0	0	0	0	0	0	0	0	0	0	0	0	0	0	41	44.8	40 to 50	87.8	27	65.9
6/16/2021	10:00	0 0	0	1	1	1	1	10	22	4	1	0	0	0	0	0	0	0	0	0	0	0	0	0	0	0	0	0	0	0	0	0	0	0	0	0	0	0	0	0	68	46.7	40 to 50	89.7	49	72.1
6/16/2021	11:00	0 0	0	0	2	0	3	14	35	12	2	0	0	0	0	0	0	0	0	0	0	0	0	0	0	0	0	0	0	0	0	0	0	0	0	0	0	0	0	0	73	47.5	40 to 50	87.7	55	75.3
6/16/2021	12:00	0 0	0	1	0	0	2	15	39	10	6	0	0	0	0	0	0	0	0	0	0	0	0	0	0	0	0	0	0	0	0	0	0	0	0	0	0	0	0	0	67	46.9	40 to 50	92.5	53	79.1
6/16/2021	13:00	0 0	0	0	0	0	3	11	38	33	2	0	0	0	0	0	0	0	0	0	0	0	0	0	0	0	0	0	0	0	0	0	0	0	0	0	0	0	0	0	68	48	40 to 50	91.2	57	83.8
6/16/2021	14:00	0 0	1	0	0	0	1	6	38	35	4	0	0	0	0	0	0	0	0	0	0	0	0	0	0	0	0	0	0	0	0	0	0	0	0	0	0	0	0	0	70	48.8	40 to 50	88.6	51	72.9
6/16/2021	15:00	0 0	0	0	0	1	2	16	26	20	4	1	0	0	0	0	0	0	0	0	0	0	0	0	0	0	0	0	0	0	0	0	0	0	0	0	0	0	0	0	76	47.1	40 to 50	89.5	53	69.7
6/16/2021	16:00	0 0	0	0	1	2	7	18	36	14	2	0	1	0	0	0	0	0	0	0	0	0	0	0	0	0	0	0	0	0	0	0	0	0	0	0	0	0	0	0	75	47.1	40 to 50	85.3	52	69.3
6/16/2021	17:00	0 1	0	0	0	1	6	15	34	15	3	0	0	0	0	0	0	0	0	0	0	0	0	0	0	0	0	0	0	0	0	0	0	0	0	0	0	0	0	0	55	49.1	40 to 50	90.9	49	89.1
6/16/2021	18:00	0 0	0	0	0	0	0	6	28	16	3	2	0	0	0	0	0	0	0	0	0	0	0	0	0	0	0	0	0	0	0	0	0	0	0	0	0	0	0	0	49	48.4	40 to 50	93.9	44	89.8
6/16/2021	19:00	0 0	0	0	0	0	1	4	26	16	2	0	0	0	0	0	0	0	0	0	0	0	0	0	0	0	0	0	0	0	0	0	0	0	0	0	0	0	0	0	31	45	40 to 50	83.9	20	64.5
6/16/2021	20:00	0 1	0	0	0	1	1	8	15	3	1	1	0	0	0	0	0	0	0	0	0	0	0	0	0	0	0	0	0	0	0	0	0	0	0	0	0	0	0	0	30	46.7	40 to 50	80.0	15	50.0
6/16/2021	21:00	0 1	0	0	0	2	3	9	9	0	0	0	0	0	0	0	0	0	0	0	0	0	0	0	0	0	0	0	0	0	0	0	0	0	0	0	0	0	0	0	13	50	40 to 50	76.9	9	69.2
6/16/2021	22:00	0 0	0	0	0	0	1	3	2	5	2	0	0	0	0	0	0	0	0	0	0	0	0	0	0	0	0	0	0	0	0	0	0	0	0	0	0	0	0	0	6	45	30 to 40	66.7	2	33.3
6/16/2021	23:00	0 0	0	0	0	1	2	1	1	1	0	0	0	0	0	0	0	0	0	0	0	0	0	0	0	0	0	0	0	0	0	0	0	0	0	0	0	0	0	0	866	47.7	40 to 50	88.2	636	73.4
24 Hr Summary		0 3	2	2	5	11	34	173	409	182	40	4	1	0	0	0	0	0	0	0	0	0	0	0	0	0	0	0	0	0	0	0	0	0	0	0	0	0	0	0						Page 2

Incoming Histogram
Gilbert

from Tue-Jun-15-2021-12-00-AM to Sun-Jun-20-2021-11-59-PM

Date	Starting Hour	<55 to <10	10 to <15	15 to <20	20 to <25	25 to <30	30 to <35	35 to <40	40 to <45	45 to <50	50 to <55	55 to <60	60 to <65	65 to <70	70 to <75	75 to <80	80 to <85	85 to <90	90 to <95	95 to <100	100 to <105	105 to <110	110 to <115	115 to <120	120 to <125	125 to <130	130 to <135	135 to <140	140 to <145	145 to <150	150 to <155	155 to <160	160 to <165	165 to <170	170 to <175	175 to <180	180 to <185	185 to <190	190 to <195	195 to >200	Total Counts	Bpcl Speed	10kMPH Pace	% on pace	# of Speeders	% Speeders
6/17/2021	00:00	0 0	0	0	0	0	0	1	1	0	1	0	0	0	0	0	0	0	0	0	0	0	0	0	0	0	0	0	0	0	0	0	0	0	0	0	0	0	0	0	3	55	35 to 45	66.7	2	66.7
6/17/2021	01:00	0 1	0	0	0	0	0	0	2	1	0	0	0	0	0	0	0	0	0	0	0	0	0	0	0	0	0	0	0	0	0	0	0	0	0	0	0	0	0	0	4	45	40 to 50	75.0	3	75.0
6/17/2021	02:00	0 0	0	0	0	0	0	0	1	0	0	0	0	0	0	0	0	0	0	0	0	0	0	0	0	0	0	0	0	0	0	0	0	0	0	0	0	0	0	0	1	45	35 to 45	100.0	1	100.0
6/17/2021	03:00	0 0	0	0	0	0	0	1	0	0	0	0	0	0	0	0	0	0	0	0	0	0	0	0	0	0	0	0	0	0	0	0	0	0	0	0	0	0	0	0	1	40	30 to 40	100.0	*	*
6/17/2021	04:00	0 0	0	0	0	0	0	1	0	1	0	0	0	0	0	0	0	0	0	0	0	0	0	0	0	0	0	0	0	0	0	0	0	0	0	0	0	0	0	0	2	50	40 to 50	100.0	1	50.0
6/17/2021	05:00	0 0	0	0	1	0	0	0	1	0	0	0	0	0	0	0	0	0	0	0	0	0	0	0	0	0	0	0	0	0	0	0	0	0	0	0	0	0	0	0	2	45	35 to 45	50.0	1	50.0
6/17/2021	06:00	0 0	0	0	0	0	0	1	8	5	0	0	0	0	0	0	0	0	0	0	0	0	0	0	0	0	0	0	0	0	0	0	0	0	0	0	0	0	0	0	14	48	40 to 50	100.0	13	92.9
6/17/2021	07:00	0 0	0	0	0	0	1	8	14	4	0	0	0	0	0	0	0	0	0	0	0	0	0	0	0	0	0	0	0	0	0	0	0	0	0	0	0	0	0	0	27	45	40 to 50	96.3	18	66.7
6/17/2021	08:00	0 0	0	0	0	0	0	8	20	7	1	0	0	0	0	0	0	0	0	0	0	0	0	0	0	0	0	0	0	0	0	0	0	0	0	0	0	0	0	0	36	47.1	40 to 50	97.2	28	77.8
6/17/2021	09:00	0 0	0	0	0	0	3	6	28	9	0	0	0	0	0	0	0	0	0	0	0	0	0	0	0	0	0	0	0	0	0	0	0	0	0	0	0	0	0	0	44	46.1	40 to 50	93.2	35	79.5
6/17/2021	10:00	0 1	0	0	0	0	0	18	25	6	2	0	0	0	0	0	0	0	0	0	0	0	0	0	0	0	0	0	0	0	0	0	0	0	0	0	0	0	0	0	52	45	40 to 50	94.2	33	63.5
6/17/2021	11:00	0 0	0	0	0	2	2	19	29	14	2	0	0	0	0	0	0	0	0	0	0	0	0	0	0	0	0	0	0	0	0	0	0	0	0	0	0	0	0	0	68	47.1	40 to 50	91.2	45	66.2
6/17/2021	12:00	0 0	0	0	0	1	3	4	23	10	4	1	0	0	0	0	0	0	0	0	0	0	0	0	0	0	0	0	0	0	0	0	0	0	0	0	0	0	0	0	46	49	40 to 50	80.4	38	82.6
6/17/2021	13:00	0 0	0	0	0	0	2	12	33	9	1	0	0	0	0	0	0	0	0	0	0	0	0	0	0	0	0	0	0	0	0	0	0	0	0	0	0	0	0	0	57	45.6	40 to 50	94.7	43	75.4
6/17/2021	14:00	0 0	0	0	0	0	1	8	25	18	5	0	0	0	0	0	0	0	0	0	0	0	0	0	0	0	0	0	0	0	0	0	0	0	0	0	0	0	0	0	57	48.9	40 to 50	89.5	48	84.2
6/17/2021	15:00	0 0	1	0	0	1	0	7	30	16	5	0	0	0	0	0	0	0	0	0	0	0	0	0	0	0	0	0	0	0	0	0	0	0	0	0	0	0	0	0	62	48.8	40 to 50	85.5	51	82.3
6/17/2021	16:00	0 0	0	0	0	0	0	20	43	11	1	0	0	0	0	0	0	0	0	0	0	0	0	0	0	0	0	0	0	0	0	0	0	0	0	0	0	0	0	0	75	45.5	40 to 50	98.7	55	73.3
6/17/2021	17:00	0 0	0	0	1	2	6	16	44	19	1	0	0	0	0	0	0	0	0	0	0	0	0	0	0	0	0	0	0	0	0	0	0	0	0	0	0	0	0	0	85	47.1	40 to 50	85.9	66	77.6
6/17/2021	18:00	0 0	0	0	0	2	2	13	28	13	2	0	0	0	0	0	0	0	0	0	0	0	0	0	0	0	0	0	0	0	0	0	0	0	0	0	0	0	0	0	56	47.7	40 to 50	89.3	39	69.6
6/17/2021	19:00	0 0	0	0	0	1	3	13	23	13	2	1	0	0	0	0	0	0	0	0	0	0	0	0	0	0	0	0	0	0	0	0	0	0	0	0	0	0	0	0	58	48.1	40 to 50	87.5	39	69.6
6/17/2021	20:00	0 0	0	0	0	1	0	10	21	3	3	0	0	0	0	0	0	0	0	0	0	0	0	0	0	0	0	0	0	0	0	0	0	0	0	0	0	0	0	0	38	45	40 to 50	89.5	27	71.1
6/17/2021	21:00	0 0	0	0	0	2	1	5	9	2	1	0	0	0	0	0	0	0	0	0	0	0	0	0	0	0	0	0	0	0	0	0	0	0	0	0	0	0	0	0	20	45	40 to 50	80.0	12	60.0
6/17/2021	22:00	0 0	0	0	0	0	0	5	7	4	0	1	0	0	0	0	0	0	0	0	0	0	0	0	0	0	0	0	0	0	0	0	0	0	0	0	0	0	0	0	17	47.5	40 to 50	94.1	12	70.6
6/17/2021	23:00	0 0	0	0	0	0	0	0	6	2	1	0	0	0	0	0	0	0	0	0	0	0	0	0	0	0	0	0	0	0	0	0	0	0	0	0	0	0	0	0	9	50	45 to 55	100.0	9	100.0
24 Hr Summary		0 2	1	0	2	14	24	170	415	167	34	3	0	0	0	0	0	0	0	0	0	0	0	0	0	0	0	0	0	0	0	0	0	0	0	0	0	0	0	0	832	47.4	40 to 50	90.4	619	74.4

Increasing Histogram

Offset

from Tue-Jun-15-2021-12-00-AM to Sun-Jun-20-2021-11-59-PM

Date	Starting Hrmm	<55 to <10	10 to <15	15 to <20	20 to <25	25 to <30	30 to <35	35 to <40	40 to <45	45 to <50	50 to <55	55 to <60	60 to <65	65 to <70	70 to <75	75 to <80	80 to <85	85 to <90	90 to <95	95 to <100	100 to <105	105 to <110	110 to <115	115 to <120	120 to <125	125 to <130	130 to <135	135 to <140	140 to <145	145 to <150	150 to <155	155 to <160	160 to <165	165 to <170	170 to <175	175 to <180	180 to <185	185 to <190	190 to <195	195 to >200	Total Counts	85pct Speed	10MPH Pace	% in pace	# of Speeders	% Speeders
6/18/2021	00:00	0	0	0	0	0	0	0	0	0	1	2	0	0	0	0	0	0	0	0	0	0	0	0	0	0	0	0	0	0	0	0	0	0	0	0	0	0	0	0	3	55	45 to 55	100.0	3	100.0
6/18/2021	01:00	0	0	0	0	0	0	0	0	0	3	1	0	0	0	0	0	0	0	0	0	0	0	0	0	0	0	0	0	0	0	0	0	0	0	0	0	0	0	0	4	56	45 to 55	100.0	4	100.0
6/18/2021	02:00	0	0	0	1	0	0	0	0	0	2	0	0	0	0	0	0	0	0	0	0	0	0	0	0	0	0	0	0	0	0	0	0	0	0	0	0	0	0	0	3	50	40 to 50	66.7	2	66.7
6/18/2021	03:00	0	0	0	0	0	0	0	0	0	0	0	0	0	0	0	0	0	0	0	0	0	0	0	0	0	0	0	0	0	0	0	0	0	0	0	0	0	0	0	0	*	*	*	*	*
6/18/2021	04:00	0	0	0	0	0	0	1	0	0	0	1	0	0	0	0	0	0	0	0	0	0	0	0	0	0	0	0	0	0	0	0	0	0	0	0	0	0	0	0	2	55	25 to 35	50.0	1	50.0
6/18/2021	05:00	0	0	0	0	0	1	0	1	1	0	2	0	0	0	0	0	0	0	0	0	0	0	0	0	0	0	0	0	0	0	0	0	0	0	0	0	0	0	0	5	52.5	45 to 55	60.0	3	60.0
6/18/2021	06:00	0	0	0	0	0	0	1	1	1	2	0	0	0	0	0	0	0	0	0	0	0	0	0	0	0	0	0	0	0	0	0	0	0	0	0	0	0	0	0	5	47.5	40 to 50	80.0	3	60.0
6/18/2021	07:00	0	0	0	0	0	1	0	7	12	3	2	0	0	0	0	0	0	0	0	0	0	0	0	0	0	0	0	0	0	0	0	0	0	0	0	0	0	0	0	25	46.7	40 to 50	88.0	17	68.0
6/18/2021	08:00	0	0	0	0	0	0	0	8	18	3	1	0	0	0	0	0	0	0	0	0	0	0	0	0	0	0	0	0	0	0	0	0	0	0	0	0	0	0	0	30	45	40 to 50	96.7	22	73.3
6/18/2021	09:00	0	0	0	0	0	0	3	7	17	6	0	0	0	0	0	0	0	0	0	0	0	0	0	0	0	0	0	0	0	0	0	0	0	0	0	0	0	0	0	33	45.8	40 to 50	90.9	23	69.7
6/18/2021	10:00	0	0	0	1	0	0	3	6	31	7	2	0	0	0	0	0	0	0	0	0	0	0	0	0	0	0	0	0	0	0	0	0	0	0	0	0	0	0	0	50	45.7	40 to 50	88.0	40	80.0
6/18/2021	11:00	0	0	0	0	0	1	2	8	35	12	2	0	0	0	0	0	0	0	0	0	0	0	0	0	0	0	0	0	0	0	0	0	0	0	0	0	0	0	0	60	47.1	40 to 50	91.7	49	81.7
6/18/2021	12:00	0	0	0	0	1	1	0	9	32	13	0	0	0	0	0	0	0	0	0	0	0	0	0	0	0	0	0	0	0	0	0	0	0	0	0	0	0	0	0	56	46.9	40 to 50	96.4	45	80.4
6/18/2021	13:00	0	0	0	0	0	1	4	11	30	13	1	1	0	0	0	0	0	0	0	0	0	0	0	0	0	0	0	0	0	0	0	0	0	0	0	0	0	0	0	61	47.3	40 to 50	88.5	45	73.8
6/18/2021	14:00	0	0	0	0	2	1	2	14	34	11	2	0	0	0	0	0	0	0	0	0	0	0	0	0	0	0	0	0	0	0	0	0	0	0	0	0	0	0	0	66	46	40 to 50	89.4	47	71.2
6/18/2021	15:00	0	0	0	0	0	2	2	14	36	10	1	0	1	0	0	0	0	0	0	0	0	0	0	0	0	0	0	0	0	0	0	0	0	0	0	0	0	0	0	66	46	40 to 50	90.9	48	72.7
6/18/2021	16:00	0	0	0	0	0	1	0	10	34	16	6	1	0	0	0	0	0	0	0	0	0	0	0	0	0	0	0	0	0	0	0	0	0	0	0	0	0	0	0	68	49.1	40 to 50	88.2	57	83.8
6/18/2021	17:00	0	0	0	0	0	0	3	10	41	18	2	0	0	0	0	0	0	0	0	0	0	0	0	0	0	0	0	0	0	0	0	0	0	0	0	0	0	0	0	74	47.5	40 to 50	93.2	61	82.4
6/18/2021	18:00	0	62	6	0	0	1	2	12	24	12	7	0	0	0	0	0	0	0	0	0	0	0	0	0	0	0	0	0	0	0	0	0	0	0	0	0	0	0	0	126	45	5 to 15	54.0	43	34.1
6/18/2021	19:00	0	0	0	0	1	0	2	18	17	12	1	1	0	0	0	0	0	0	0	0	0	0	0	0	0	0	0	0	0	0	0	0	0	0	0	0	0	0	0	52	47.5	40 to 50	90.4	31	59.6
6/18/2021	20:00	0	0	0	0	0	0	1	7	14	10	1	0	0	0	0	0	0	0	0	0	0	0	0	0	0	0	0	0	0	0	0	0	0	0	0	0	0	0	0	33	48	40 to 50	93.9	25	75.8
6/18/2021	21:00	0	0	0	0	0	2	1	7	13	5	1	1	0	0	0	0	0	0	0	0	0	0	0	0	0	0	0	0	0	0	0	0	0	0	0	0	0	0	0	30	48	40 to 50	83.3	20	66.7
6/18/2021	22:00	0	0	0	0	1	1	0	7	6	4	3	0	0	0	0	0	0	0	0	0	0	0	0	0	0	0	0	0	0	0	0	0	0	0	0	0	0	0	0	22	50	40 to 50	77.3	13	59.1
6/18/2021	23:00	0	0	0	0	0	1	3	12	3	2	0	0	0	0	0	0	0	0	0	0	0	0	0	0	0	0	0	0	0	0	0	0	0	0	0	0	0	0	0	21	48.3	40 to 50	85.7	17	81.0
24 Hr Summary		0	62	6	2	5	13	28	160	408	166	40	4	1	0	0	0	0	0	0	0	0	0	0	0	0	0	0	0	0	0	0	0	0	0	0	0	0	0	0	895	47.3	40 to 50	82.0	619	69.2

Incoming Histogram
Dillot

from Tue-Jun-15-2021-12-00-AM to Sun-Jun-20-2021-11-59-PM

Date	Starting Hour	<55 to <10	10 to <15	15 to <20	20 to <25	25 to <30	30 to <35	35 to <40	40 to <45	45 to <50	50 to <55	55 to <60	60 to <65	65 to <70	70 to <75	75 to <80	80 to <85	85 to <90	90 to <95	95 to <100	100 to <105	105 to <110	110 to <115	115 to <120	120 to <125	125 to <130	130 to <135	135 to <140	140 to <145	145 to <150	150 to <155	155 to <160	160 to <165	165 to <170	170 to <175	175 to <180	180 to <185	185 to <190	190 to <195	195 to >200	Total Counts	85pct Speed	10MPH Pace	% in pace	# of Speeders	% Speeders
6/19/2021	00:00	0	0	0	0	0	0	0	0	1	0	0	0	0	0	0	0	0	0	0	0	0	0	0	0	0	0	0	0	0	0	0	0	0	0	0	0	0	0	1	45	35 to 45	100.0	1	100.0
6/19/2021	01:00	0	0	0	0	0	0	0	1	0	0	0	0	0	0	0	0	0	0	0	0	0	0	0	0	0	0	0	0	0	0	0	0	0	0	0	0	0	0	1	55	35 to 45	100.0	1	100.0
6/19/2021	02:00	0	0	0	0	0	0	1	2	0	1	1	0	0	0	0	0	0	0	0	0	0	0	0	0	0	0	0	0	0	0	0	0	0	0	0	0	0	0	5	55	35 to 45	60.0	4	80.0
6/19/2021	03:00	0	0	0	0	0	0	0	0	0	0	0	0	0	0	0	0	0	0	0	0	0	0	0	0	0	0	0	0	0	0	0	0	0	0	0	0	0	0	0	0	*	*	*	*
6/19/2021	04:00	0	0	0	0	0	1	0	0	0	0	0	0	0	0	0	0	0	0	0	0	0	0	0	0	0	0	0	0	0	0	0	0	0	0	0	0	0	0	1	30	20 to 30	100.0	*	*
6/19/2021	05:00	0	0	0	0	0	0	0	0	1	0	1	0	0	0	0	0	0	0	0	0	0	0	0	0	0	0	0	0	0	0	0	0	0	0	0	0	0	0	2	60	50 to 60	100.0	2	100.0
6/19/2021	06:00	0	0	0	0	0	0	0	1	0	0	0	0	0	0	0	0	0	0	0	0	0	0	0	0	0	0	0	0	0	0	0	0	0	0	0	0	0	0	1	45	35 to 45	100.0	1	100.0
6/19/2021	07:00	0	0	0	0	0	1	5	5	1	3	0	0	0	0	0	0	0	0	0	0	0	0	0	0	0	0	0	0	0	0	0	0	0	0	0	0	0	0	15	51.7	35 to 45	73.3	9	60.0
6/19/2021	08:00	0	0	0	0	1	0	2	6	11	5	0	0	0	0	0	0	0	0	0	0	0	0	0	0	0	0	0	0	0	0	0	0	0	0	0	0	0	0	25	46	40 to 50	88.0	16	64.0
6/19/2021	09:00	0	0	0	0	0	1	2	7	15	6	1	0	1	0	0	0	0	0	0	0	0	0	0	0	0	0	0	0	0	0	0	0	0	0	0	0	0	0	33	47.5	40 to 50	84.8	23	69.7
6/19/2021	10:00	0	0	0	0	1	1	4	20	23	12	0	1	0	0	0	0	0	0	0	0	0	0	0	0	0	0	0	0	0	0	0	0	0	0	0	0	0	0	62	46.7	40 to 50	88.7	36	58.1
6/19/2021	11:00	0	0	0	0	2	2	3	16	20	9	4	0	0	0	0	0	0	0	0	0	0	0	0	0	0	0	0	0	0	0	0	0	0	0	0	0	0	0	56	47.8	40 to 50	80.4	33	58.9
6/19/2021	12:00	0	0	0	0	1	2	3	7	25	15	4	0	0	0	0	0	0	0	0	0	0	0	0	0	0	0	0	0	0	0	0	0	0	0	0	0	0	0	57	48.3	40 to 50	82.5	44	77.2
6/19/2021	13:00	0	0	0	0	1	2	1	9	23	13	2	0	1	0	0	0	0	0	0	0	0	0	0	0	0	0	0	0	0	0	0	0	0	0	0	0	0	0	52	48.1	40 to 50	86.5	39	75.0
6/19/2021	14:00	0	0	0	0	0	2	7	8	25	19	5	0	0	1	0	0	0	0	0	0	0	0	0	0	0	0	0	0	0	0	0	0	0	0	0	0	0	0	67	48.9	40 to 50	77.6	50	74.6
6/19/2021	15:00	0	0	0	0	0	0	5	10	33	19	4	1	0	0	0	0	0	0	0	0	0	0	0	0	0	0	0	0	0	0	0	0	0	0	0	0	0	0	72	48.4	40 to 50	88.1	57	79.2
6/19/2021	16:00	0	0	0	0	1	0	0	11	26	12	4	0	0	0	0	0	0	0	0	0	0	0	0	0	0	0	0	0	0	0	0	0	0	0	0	0	0	0	54	48.1	40 to 50	90.7	42	77.8
6/19/2021	17:00	0	0	0	0	0	1	2	9	20	11	2	0	0	1	0	0	0	0	0	0	0	0	0	0	0	0	0	0	0	0	0	0	0	0	0	0	0	0	48	48.5	40 to 50	87.5	36	75.0
6/19/2021	18:00	0	0	0	0	0	0	1	5	20	12	3	2	0	0	0	0	0	0	0	0	0	0	0	0	0	0	0	0	0	0	0	0	0	0	0	0	0	0	43	49.6	40 to 50	86.0	37	86.0
6/19/2021	19:00	0	0	0	0	0	0	1	5	17	9	2	0	0	0	0	0	0	0	0	0	0	0	0	0	0	0	0	0	0	0	0	0	0	0	0	0	0	0	34	48.3	40 to 50	91.2	28	82.4
6/19/2021	20:00	0	0	0	0	0	0	1	4	17	6	3	0	1	0	0	0	0	0	0	0	0	0	0	0	0	0	0	0	0	0	0	0	0	0	0	0	0	0	32	49.2	40 to 50	84.4	27	84.4
6/19/2021	21:00	0	0	0	0	0	0	2	5	13	7	2	0	1	0	0	0	0	0	0	0	0	0	0	0	0	0	0	0	0	0	0	0	0	0	0	0	0	0	30	49.3	40 to 50	83.3	23	76.7
6/19/2021	22:00	0	0	0	0	0	0	1	4	9	3	2	0	1	0	0	0	0	0	0	0	0	0	0	0	0	0	0	0	0	0	0	0	0	0	0	0	0	0	20	50	40 to 50	80.0	15	75.0
6/19/2021	23:00	0	0	0	0	0	0	0	3	8	2	1	0	0	0	0	0	0	0	0	0	0	0	0	0	0	0	0	0	0	0	0	0	0	0	0	0	0	0	14	47.5	40 to 50	92.9	11	78.6
24 Hr Summary		0	0	0	0	7	12	36	135	318	163	43	6	5	1	1	0	0	0	0	0	0	0	0	0	0	0	0	0	0	0	0	0	0	0	0	0	0	0	729	48.4	40 to 50	84.8	539	73.9

Incoming Histogram
Gilfoe

from Tue-Jun-15-2021-12-00-AM to Sun-Jun-20-2021-11-59-PM

Date	Starting Hr:min	<5 5 to <10	10 to <15	15 to <20	20 to <25	25 to <30	30 to <35	35 to <40	40 to <45	45 to <50	50 to <55	55 to <60	60 to <65	65 to <70	70 to <75	75 to <80	80 to <85	85 to <90	90 to <95	95 to <100	100 to <105	105 to <110	110 to <115	115 to <120	120 to <125	125 to <130	130 to <135	135 to <140	140 to <145	145 to <150	150 to <155	155 to <160	160 to <165	165 to <170	170 to <175	175 to <180	180 to <185	185 to <190	190 to <195	195 to >200	Total Counts	85pct Speed	10MPH Pace	% in pace	# of Speeders	% Speeders
6/20/2021	00:00	0 0	0	0	0	0	0	0	4	7	0	0	0	0	0	0	0	0	0	0	0	0	0	0	0	0	0	0	0	0	0	0	0	0	0	0	0	0	0	0	11	48.6	40 to 50	100.0	11	100.0
6/20/2021	01:00	0 0	0	0	0	0	0	1	1	1	0	0	0	0	0	0	0	0	0	0	0	0	0	0	0	0	0	0	0	0	0	0	0	0	0	0	0	0	0	0	3	50	40 to 50	100.0	2	66.7
6/20/2021	02:00	0 0	0	0	0	0	0	0	0	1	0	0	0	0	0	0	0	0	0	0	0	0	0	0	0	0	0	0	0	0	0	0	0	0	0	0	0	0	0	0	1	50	40 to 50	100.0	1	100.0
6/20/2021	03:00	0 0	0	0	0	0	0	0	1	0	0	0	0	0	0	0	0	0	0	0	0	0	0	0	0	0	0	0	0	0	0	0	0	0	0	0	0	0	0	0	1	45	35 to 45	100.0	1	100.0
6/20/2021	04:00	0 0	0	0	0	0	0	0	0	0	0	0	0	0	0	0	0	0	0	0	0	0	0	0	0	0	0	0	0	0	0	0	0	0	0	0	0	0	0	0	0	0	*	*	*	*
6/20/2021	05:00	0 0	0	0	0	0	1	0	0	0	1	0	0	0	0	0	0	0	0	0	0	0	0	0	0	0	0	0	0	0	0	0	0	0	0	0	0	0	0	0	2	55	35 to 45	50.0	1	50.0
6/20/2021	06:00	0 0	0	0	0	0	0	2	0	0	0	0	0	0	0	0	0	0	0	0	0	0	0	0	0	0	0	0	0	0	0	0	0	0	0	0	0	0	0	0	2	40	30 to 40	100.0	*	*
6/20/2021	07:00	0 0	0	0	0	0	0	1	0	8	0	0	0	0	0	0	0	0	0	0	0	0	0	0	0	0	0	0	0	0	0	0	0	0	0	0	0	0	0	0	9	49.4	40 to 50	100.0	8	88.9
6/20/2021	08:00	0 0	0	0	0	0	1	0	7	3	0	0	0	0	0	0	0	0	0	0	0	0	0	0	0	0	0	0	0	0	0	0	0	0	0	0	0	0	0	0	11	46.7	40 to 50	90.9	10	90.9
6/20/2021	09:00	0 0	0	0	0	0	3	3	8	4	1	1	0	0	0	0	0	0	0	0	0	0	0	0	0	0	0	0	0	0	0	0	0	0	0	0	0	0	0	0	20	48.8	40 to 50	75.0	14	70.0
6/20/2021	10:00	0 0	0	0	0	0	5	12	14	9	3	0	0	0	0	0	0	0	0	0	0	0	0	0	0	0	0	0	0	0	0	0	0	0	0	0	0	0	0	0	39	48.3	40 to 50	89.7	26	66.7
6/20/2021	11:00	0 0	0	0	0	0	3	13	17	10	1	1	0	0	0	0	0	0	0	0	0	0	0	0	0	0	0	0	0	0	0	0	0	0	0	0	0	0	0	0	45	47.5	40 to 50	88.9	29	64.4
6/20/2021	12:00	0 0	1	0	0	1	0	9	34	8	1	0	0	0	0	0	0	0	0	0	0	0	0	0	0	0	0	0	0	0	0	0	0	0	0	0	0	0	0	0	54	47.6	40 to 50	96.3	43	79.6
6/20/2021	13:00	0 0	0	0	0	1	2	5	19	9	3	0	0	0	0	0	0	0	0	0	0	0	0	0	0	0	0	0	0	0	0	0	0	0	0	0	0	0	0	0	39	48.3	40 to 50	84.6	31	79.5
6/20/2021	14:00	0 0	0	0	0	1	1	6	31	9	1	1	0	1	0	0	0	0	0	0	0	0	0	0	0	0	0	0	0	0	0	0	0	0	0	0	0	0	0	0	54	47.2	40 to 50	90.7	43	79.6
6/20/2021	15:00	0 0	0	0	1	2	2	11	17	17	3	0	0	0	0	0	0	0	0	0	0	0	0	0	0	0	0	0	0	0	0	0	0	0	0	0	0	0	0	0	53	48.5	40 to 50	84.9	37	69.8
6/20/2021	16:00	0 0	0	0	0	1	2	5	20	9	4	0	0	0	0	0	0	0	0	0	0	0	0	0	0	0	0	0	0	0	0	0	0	0	0	0	0	0	0	0	41	48.9	40 to 50	82.9	33	80.5
6/20/2021	17:00	0 0	0	0	0	0	2	10	31	12	3	0	0	0	0	0	0	0	0	0	0	0	0	0	0	0	0	0	0	0	0	0	0	0	0	0	0	0	0	0	58	47.5	40 to 50	91.4	46	79.3
6/20/2021	18:00	0 0	0	0	0	1	2	8	8	7	4	1	0	0	0	0	0	0	0	0	0	0	0	0	0	0	0	0	0	0	0	0	0	0	0	0	0	0	0	0	31	50	40 to 50	74.2	20	64.5
6/20/2021	19:00	0 0	0	0	0	0	0	6	14	9	2	0	0	0	1	0	0	0	0	0	0	0	0	0	0	0	0	0	0	0	0	0	0	0	0	0	0	0	0	0	32	48.9	40 to 50	90.6	26	81.3
6/20/2021	20:00	0 0	0	0	0	0	0	5	8	11	1	0	0	0	0	0	0	0	0	0	0	0	0	0	0	0	0	0	0	0	0	0	0	0	0	0	0	0	0	0	25	48.6	40 to 50	96.0	20	80.0
6/20/2021	21:00	0 0	0	0	0	1	0	0	8	7	1	0	0	0	0	0	0	0	0	0	0	0	0	0	0	0	0	0	0	0	0	0	0	0	0	0	0	0	0	0	17	48.6	45 to 55	94.1	16	94.1
6/20/2021	22:00	0 0	0	0	0	0	1	4	6	2	0	0	0	0	0	0	0	0	0	0	0	0	0	0	0	0	0	0	0	0	0	0	0	0	0	0	0	0	0	0	13	45	40 to 50	92.3	8	61.5
6/20/2021	23:00	0 0	0	0	0	0	0	0	1	0	1	0	0	0	0	0	0	0	0	0	0	0	0	0	0	0	0	0	0	0	0	0	0	0	0	0	0	0	0	0	2	55	45 to 55	100.0	2	100.0
24 Hr Summary		0 0	1	0	1	8	21	104	249	143	30	4	0	1	1	0	0	0	0	0	0	0	0	0	0	0	0	0	0	0	0	0	0	0	0	0	0	0	0	0	563	48.3	40 to 50	88.1	428	76.0

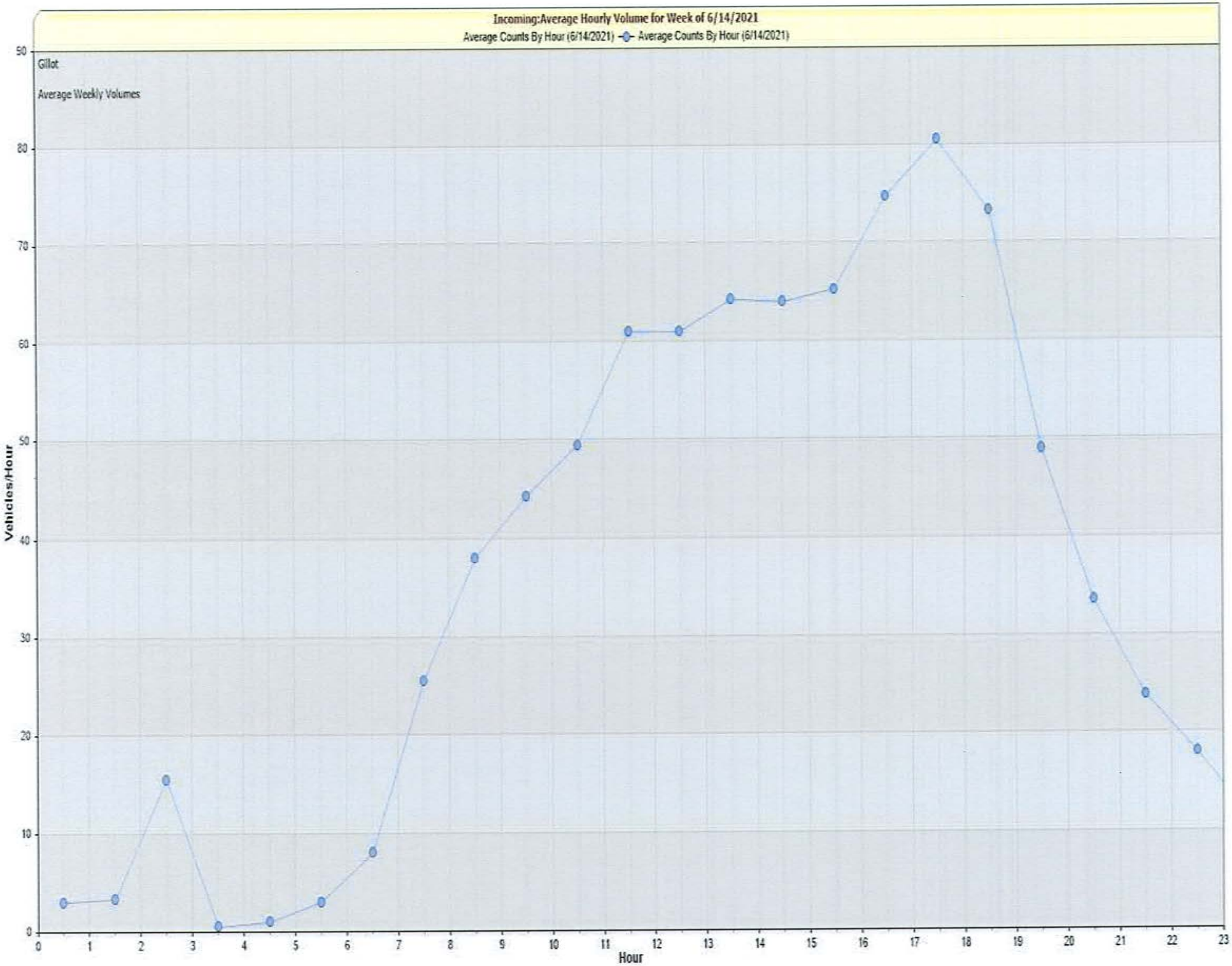
Incoming:Average Hourly Volume for Week of 6/14/2021
Average Counts By Hour (6/14/2021)
Average Counts By Hour (6/14/2021)
Gillot
Average Weekly Volumes
Vehicles/Hour
Hour
0
10
20
30
40
50
60
70
80
90
0 1 2 3 4 5 6 7 8 9 10 11 12 13 14 15 16 17 18 19 20 21 22 23

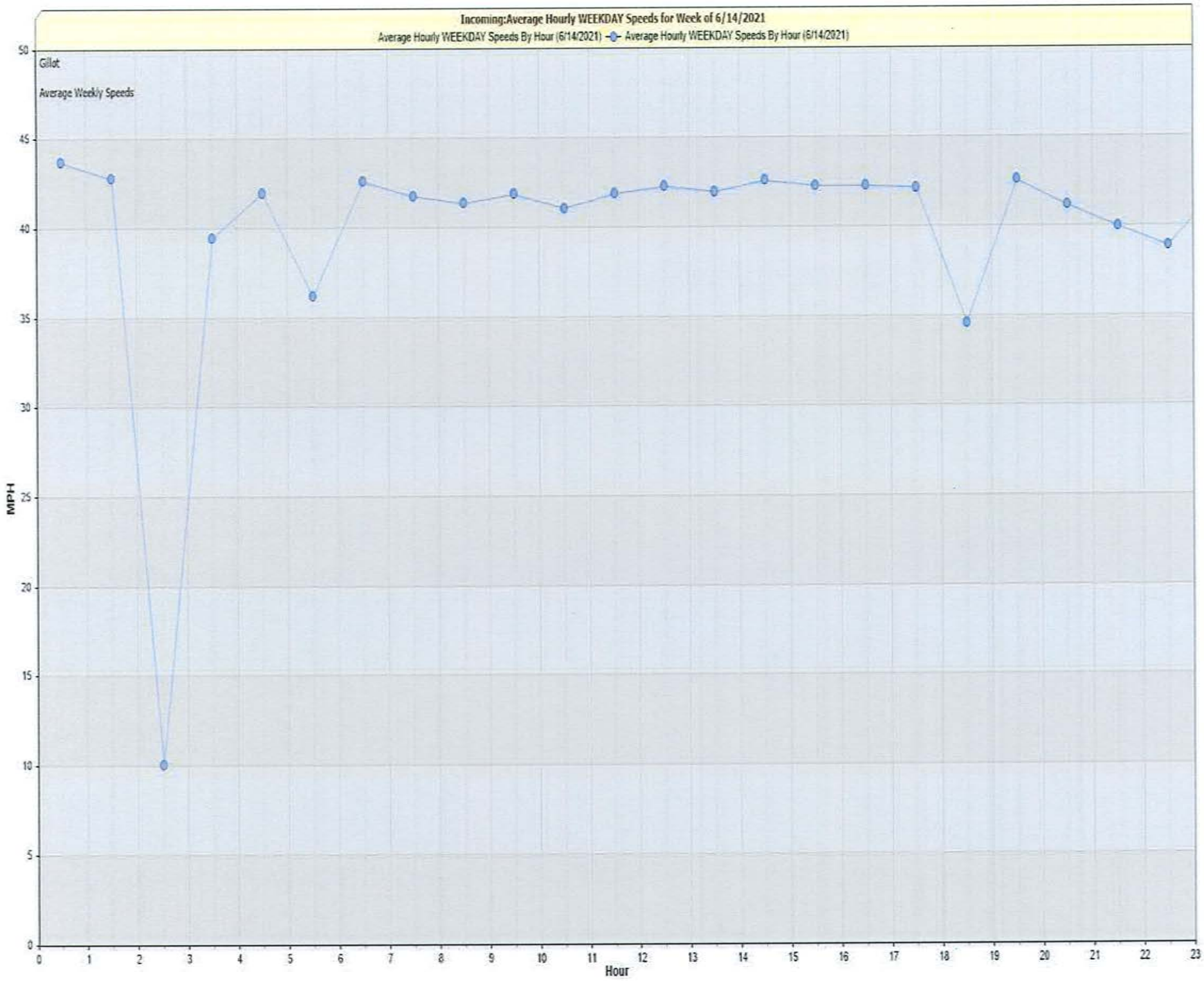
Incoming:Average Hourly WEEKDAY Speeds for Week of 6/14/2021
Average Hourly WEEKDAY Speeds By Hour (6/14/2021)
Average Hourly WEEKDAY Speeds By Hour (6/14/2021)
Gillot
Average Weekly Speeds
MPH
Hour
0
5
10
15
20
25
30
35
40
45
50
0 1 2 3 4 5 6 7 8 9 10 11 12 13 14 15 16 17 18 19 20 21 22 23

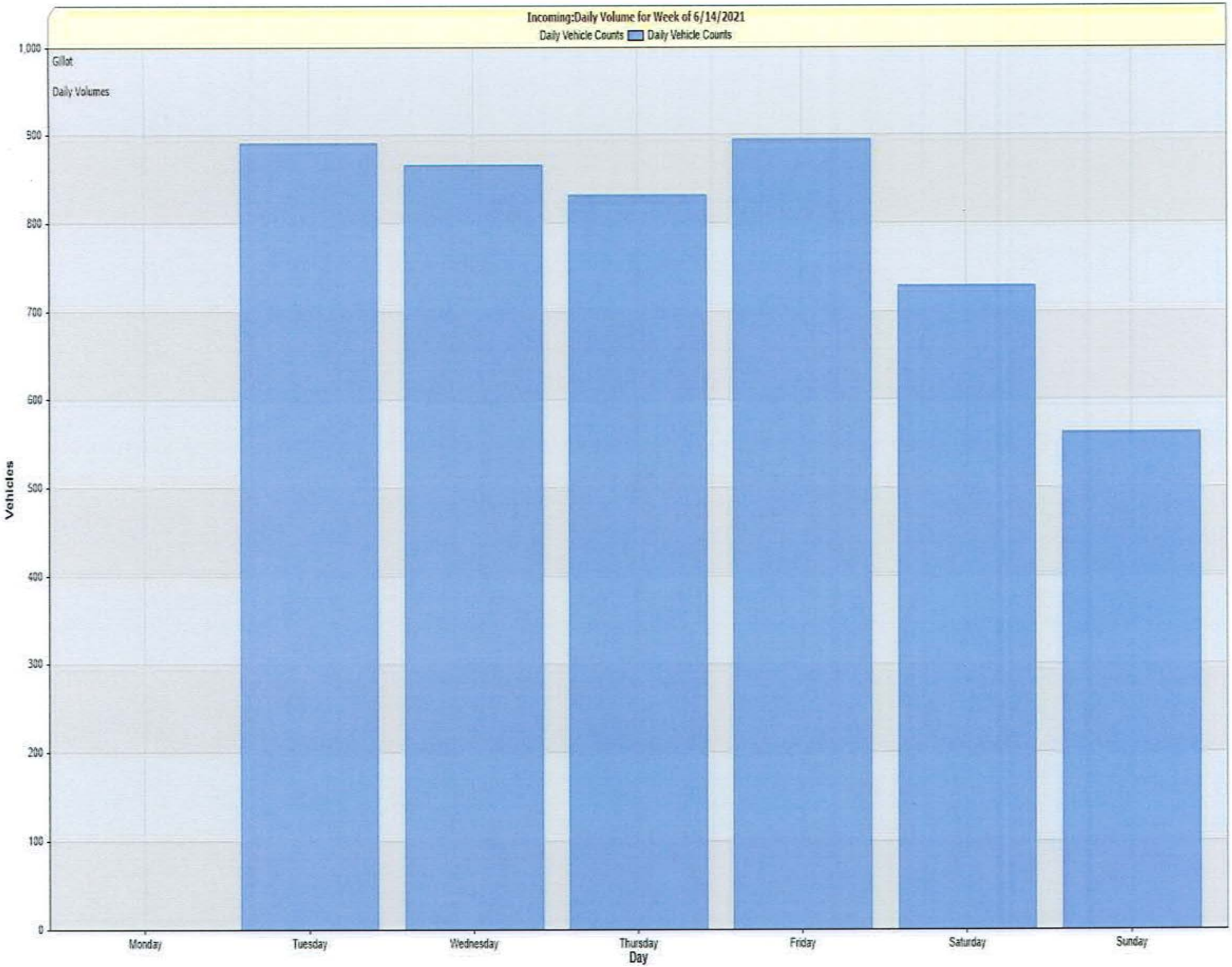
Incoming:Daily Volume for Week of 6/14/2021
Daily Vehicle Counts
Daily Vehicle Counts
Gillot
Daily Volumes
1,000
900
800
700
600
500
400
300
200
100
0
Vehicles
Monday
Tuesday
Wednesday
Thursday
Friday
Saturday
Sunday
Day

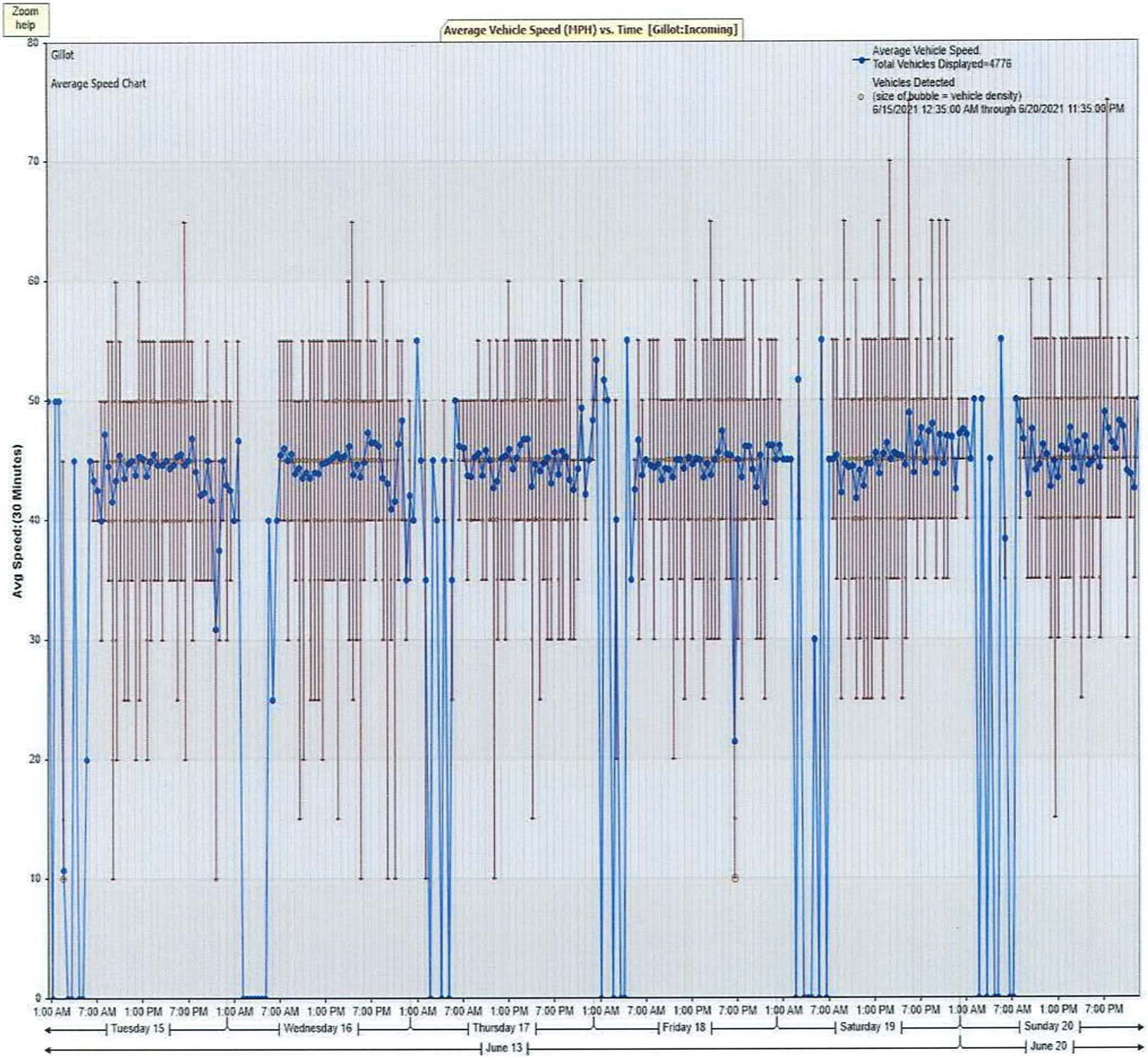
Zoom help
Average Vehicle Speed (MPH) vs. Time [Gillot:Incoming]
Gillot
Average Speed Chart
Average Vehicle Speed
Total Vehicles Displayed=4776
Vehicles Detected
(size of bubble = vehicle density)
6/15/2021 12:35:00 AM through 6/20/2021 11:35:00 PM
Avg Speed:(30 Minutes)
80
70
60
50
40
30
20
10
0
1:00 AM 7:00 AM 1:00 PM 7:00 PM 1:00 AM 7:00 AM 1:00 PM 7:00 PM 1:00 AM 7:00 AM 1:00 PM 7:00 PM 1:00 AM 7:00 AM 1:00 PM 7:00 PM 1:00 AM 7:00 AM 1:00 PM 7:00 PM 1:00 AM 7:00 AM 1:00 PM 7:00 PM
Tuesday 15
Wednesday 16
Thursday 17
Friday 18
Saturday 19
Sunday 20
June 13
June 20

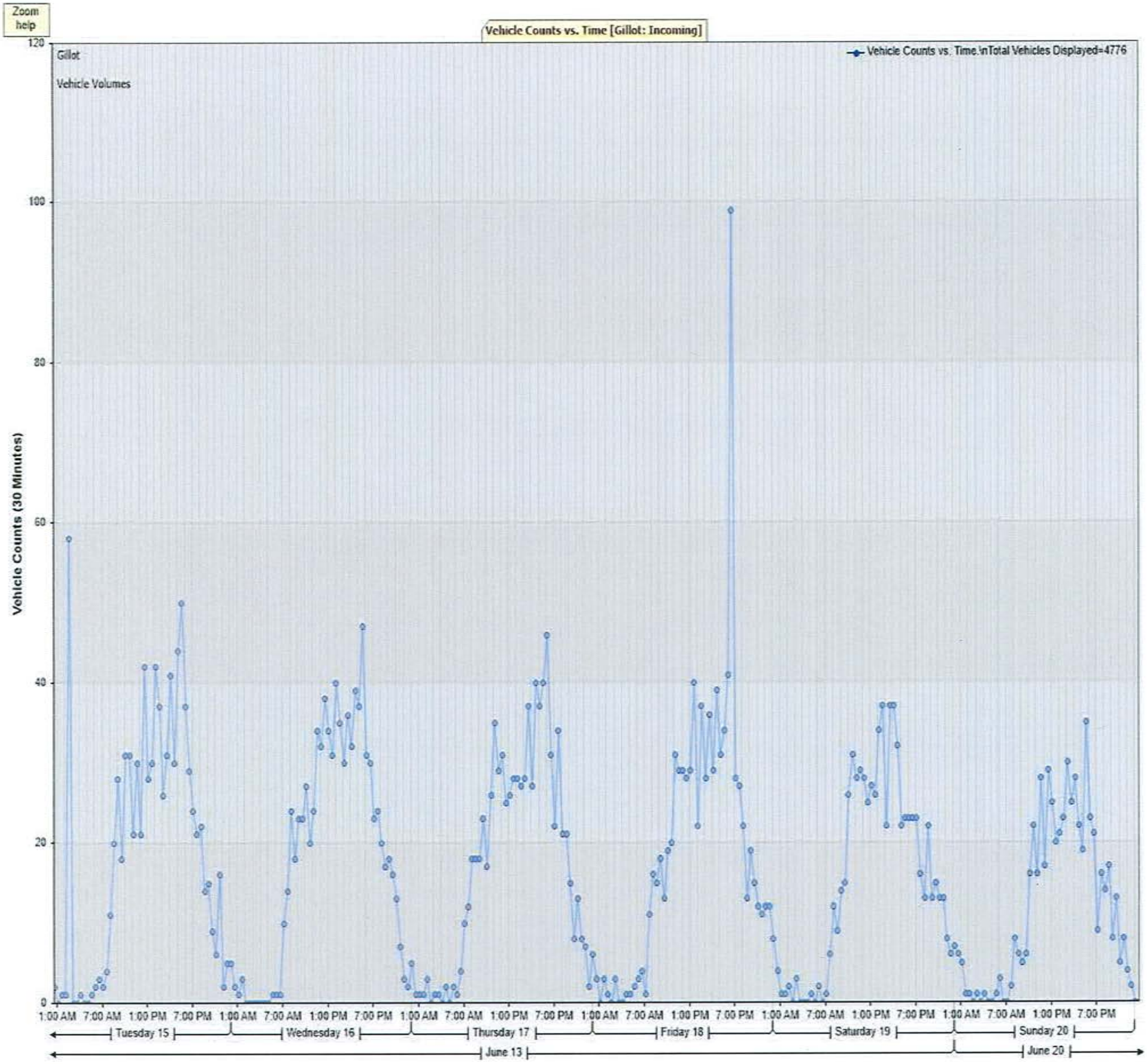
Zoom help
Vehicle Counts vs. Time [Gillot: Incoming]
Gillot
Vehicle Volumes
Vehicle Counts vs. Time.\nTotal Vehicles Displayed=4776
Vehicle Counts (30 Minutes)
120
100
80
60
40
20
0
1:00 AM 7:00 AM 1:00 PM 7:00 PM 1:00 AM 7:00 AM 1:00 PM 7:00 PM 1:00 AM 7:00 AM 1:00 PM 7:00 PM 1:00 AM 7:00 AM 1:00 PM 7:00 PM 1:00 AM 7:00 AM 1:00 PM 7:00 PM 1:00 AM 7:00 AM 1:00 PM 7:00 PM
Tuesday 15
Wednesday 16
Thursday 17
Friday 18
Saturday 19
Sunday 20
June 13
June 20

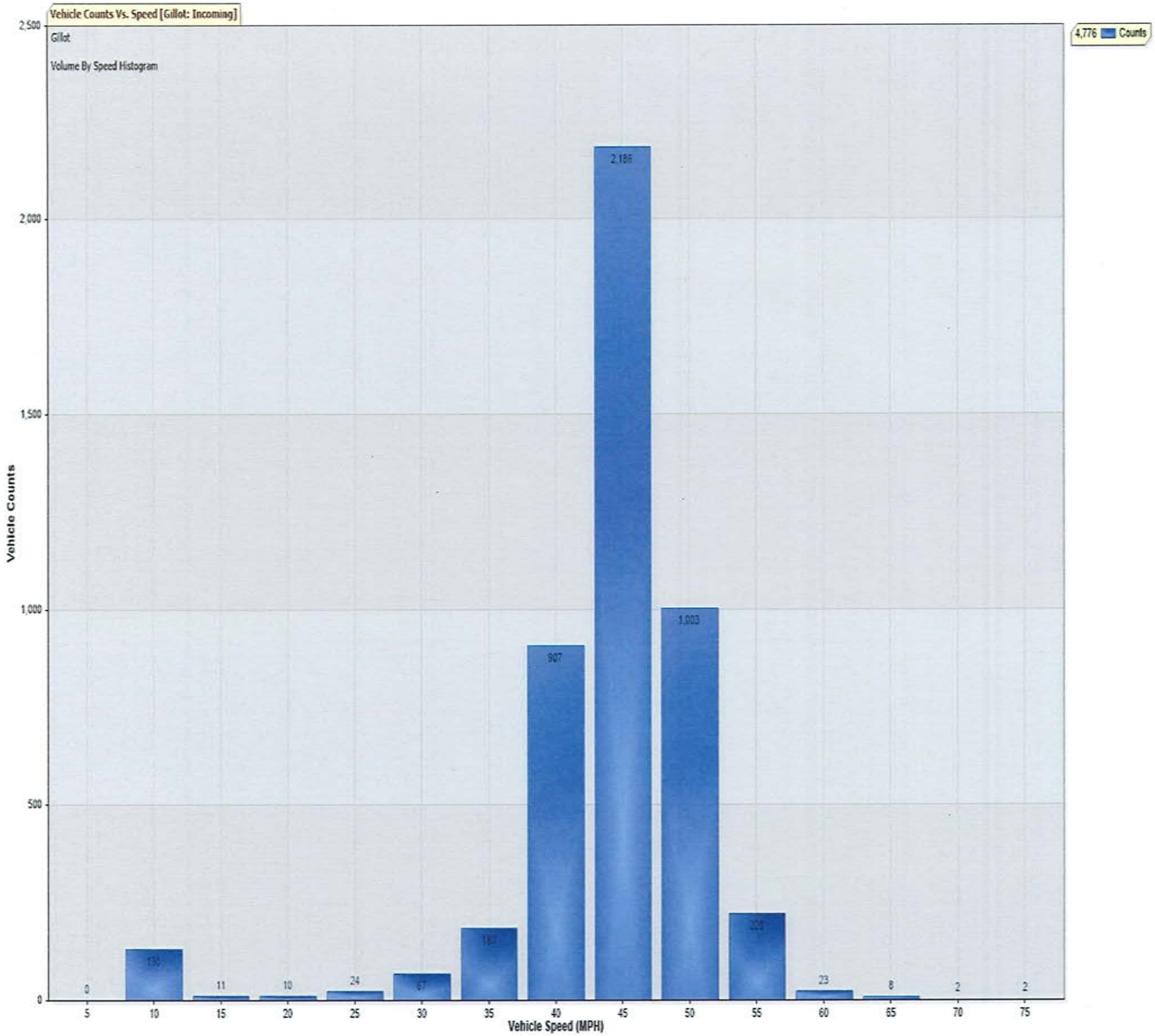
Vehicle Counts Vs. Speed [Gillot: Incoming]
Gillot
Volume By Speed Histogram
4,776 Counts
Vehicle Counts
Vehicle Speed (MPH)
2,500
2,000
1,500
1,000
500
0
5
10
15
20
25
30
35
40
45
50
55
60
65
70
75
0
130
11
10
24
67
907
2,186
1,003
23
8
2
2

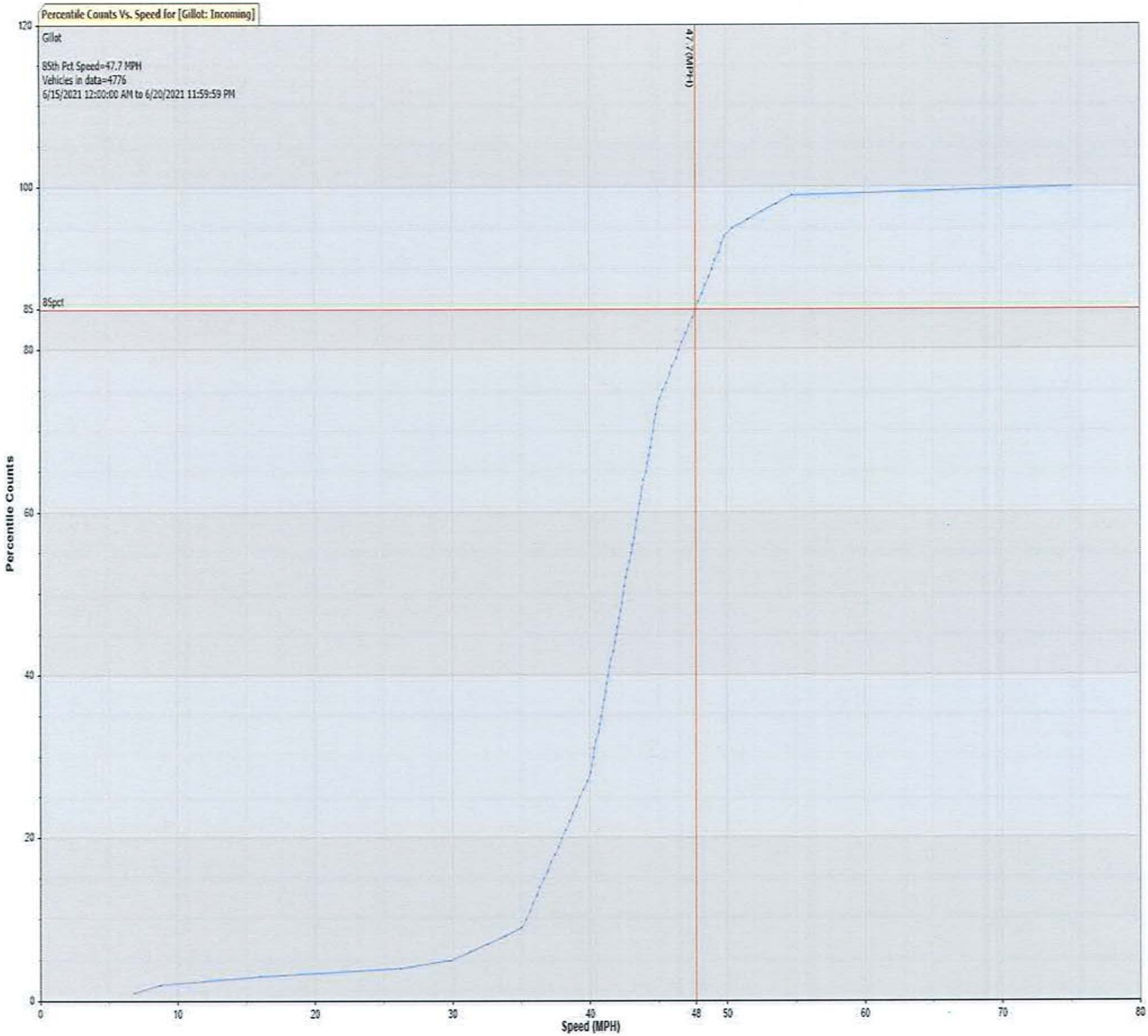
Percentile Counts Vs. Speed for [Gillot: Incoming]
Gillot
85th Pct Speed=47.7 MPH
Vehicles in data=4776
6/15/2021 12:00:00 AM to 6/20/2021 11:59:59 PM
47.7 (MPH)
85pct
Percentile Counts
Speed (MPH)
0
20
40
60
80
85
100
120
0
10
20
30
40
48
50
60
70
80

For Project:	David Blvd				
Project Notes:					
Location/Name:	Incoming				
Report Generated:	11/18/2021	11:35			
Speed Intervals	5 MPH				
Time Intervals	Instant				
Traffic Report From	8/23/2021	00:00:00	through	8/31/2021	23:59:59
85th Percentile Speed	35.6 MPH				
85th Percentile Vehicles	2783				
Max Speed	50 MPH	on	8/26/2021	05:35:00	
Total Vehicles	3274				
AADT:	363				

Volumes - weekly counts

	Time	5 Day	7 Day
Average Daily		373	361
AM Peak	11:00	26	24
PM Peak	03:00	39	37

Speed

Speed Limit:	30
85th Percentile Speed:	35.6
Average Speed:	29.8

	Monday	Tuesday	Wednesday	Thursday	Friday	Saturday	Sunday
Count over limit	470	521	234	229	280	195	184
% over limit	65.3	67.9	67.2	63.4	67.8	49.2	68.4
Avg Speeder	33.9	34.1	33.7	34.1	33.6	34.2	33.9

Day/Time Ending	85th pctl (MPH)	85th pctl cnts	Total Cnts	Max Speed	Avg Speeder	% Speeders
8/23/2021 01:00:00 AM	0.0	0	0	0	0.0	0.0%
8/23/2021 02:00:00 AM	0.0	0	0	0	0.0	0.0%
8/23/2021 03:00:00 AM	0.0	0	0	0	0.0	0.0%
8/23/2021 04:00:00 AM	0.0	0	0	0	0.0	0.0%
8/23/2021 05:00:00 AM	0.0	0	0	0	0.0	0.0%
8/23/2021 06:00:00 AM	0.0	0	0	0	0.0	0.0%
8/23/2021 07:00:00 AM	0.0	0	0	0	0.0	0.0%
8/23/2021 08:00:00 AM	10.0	1	1	10	0.0	0.0%
8/23/2021 09:00:00 AM	0.0	0	0	0	0.0	0.0%
8/23/2021 10:00:00 AM	26.7	37	43	40	33.8	9.3%
8/23/2021 11:00:00 AM	40.0	17	20	45	35.7	70.0%
8/23/2021 12:00:00 PM	36.9	29	34	40	34.2	67.6%
8/23/2021 01:00:00 PM	34.7	21	25	40	33.3	76.0%
8/23/2021 02:00:00 PM	34.4	24	28	45	33.3	67.9%
8/23/2021 03:00:00 PM	35.0	18	21	40	33.8	57.1%
8/23/2021 04:00:00 PM	34.7	33	39	45	33.8	61.5%
8/23/2021 05:00:00 PM	35.0	17	20	40	33.6	70.0%
8/23/2021 06:00:00 PM	34.8	36	42	40	33.2	81.0%
8/23/2021 07:00:00 PM	34.7	21	25	40	33.3	76.0%
8/23/2021 08:00:00 PM	35.0	13	15	45	33.9	73.3%
8/23/2021 09:00:00 PM	34.3	12	14	40	33.1	57.1%
8/23/2021 10:00:00 PM	30.0	1	1	30	0.0	0.0%
8/23/2021 11:00:00 PM	30.0	2	2	30	0.0	0.0%
8/24/2021 12:00:00 AM	35.0	2	2	35	32.5	50.0%
8/24/2021 01:00:00 AM	35.0	1	1	35	32.5	100.0%
8/24/2021 02:00:00 AM	0.0	0	0	0	0.0	0.0%
8/24/2021 03:00:00 AM	35.0	1	1	35	32.5	100.0%
8/24/2021 04:00:00 AM	35.0	1	1	35	32.5	100.0%
8/24/2021 05:00:00 AM	0.0	0	0	0	0.0	0.0%
8/24/2021 06:00:00 AM	35.0	3	4	40	35.0	50.0%
8/24/2021 07:00:00 AM	30.0	5	6	35	32.5	16.7%
8/24/2021 08:00:00 AM	34.2	17	20	40	32.9	65.0%
8/24/2021 09:00:00 AM	34.3	16	19	40	33.6	47.4%
8/24/2021 10:00:00 AM	37.5	13	15	40	34.3	73.3%
8/24/2021 11:00:00 AM	35.0	18	21	40	33.6	66.7%
8/24/2021 12:00:00 PM	37.1	29	34	45	34.2	76.5%
8/24/2021 01:00:00 PM	37.1	24	28	40	34.3	71.4%
8/24/2021 02:00:00 PM	35.0	15	18	40	33.9	61.1%
8/24/2021 03:00:00 PM	35.0	28	33	40	33.9	54.5%
8/24/2021 04:00:00 PM	35.0	32	38	45	34.1	65.8%
8/24/2021 05:00:00 PM	36.4	37	43	45	34.0	72.1%
8/24/2021 06:00:00 PM	37.0	36	42	40	33.9	83.3%
8/24/2021 07:00:00 PM	37.5	16	19	40	34.4	84.2%
8/24/2021 08:00:00 PM	37.5	8	10	45	35.0	80.0%
8/24/2021 09:00:00 PM	34.4	12	14	40	33.1	64.3%
8/24/2021 10:00:00 PM	37.5	3	4	40	35.8	75.0%
8/24/2021 11:00:00 PM	32.5	3	4	35	32.5	50.0%
8/25/2021 12:00:00 AM	40.0	1	1	40	37.5	100.0%
8/25/2021 01:00:00 AM	45.0	2	2	45	37.5	100.0%

8/25/2021 02:00:00 AM	0.0	0	0	0	0.0	0.0%
8/25/2021 03:00:00 AM	0.0	0	0	0	0.0	0.0%
8/25/2021 04:00:00 AM	0.0	0	0	0	0.0	0.0%
8/25/2021 05:00:00 AM	0.0	0	0	0	0.0	0.0%
8/25/2021 06:00:00 AM	40.0	2	2	40	35.0	100.0%
8/25/2021 07:00:00 AM	35.0	3	3	35	32.5	33.3%
8/25/2021 08:00:00 AM	37.5	6	7	40	34.5	71.4%
8/25/2021 09:00:00 AM	33.9	24	28	40	32.8	53.6%
8/25/2021 10:00:00 AM	36.7	12	14	40	34.0	71.4%
8/25/2021 11:00:00 AM	37.1	26	30	40	34.0	76.7%
8/25/2021 12:00:00 PM	35.0	21	25	45	33.8	80.0%
8/25/2021 01:00:00 PM	34.2	16	19	40	32.9	68.4%
8/25/2021 02:00:00 PM	36.7	11	13	40	34.0	76.9%
8/25/2021 03:00:00 PM	34.3	27	32	40	33.3	56.3%
8/25/2021 04:00:00 PM	37.5	30	35	45	34.8	62.9%
8/25/2021 05:00:00 PM	35.8	31	36	40	33.7	72.2%
8/25/2021 06:00:00 PM	36.7	25	29	40	33.8	79.3%
8/25/2021 07:00:00 PM	34.3	23	27	40	33.1	63.0%
8/25/2021 08:00:00 PM	34.2	8	10	40	33.2	70.0%
8/25/2021 09:00:00 PM	34.1	18	21	40	32.9	57.1%
8/25/2021 10:00:00 PM	35.0	6	7	40	34.2	42.9%
8/25/2021 11:00:00 PM	35.0	4	5	45	37.5	40.0%
8/26/2021 12:00:00 AM	40.0	3	3	40	34.2	100.0%
8/26/2021 01:00:00 AM	40.0	1	1	40	37.5	100.0%
8/26/2021 02:00:00 AM	35.0	1	1	35	32.5	100.0%
8/26/2021 03:00:00 AM	0.0	0	0	0	0.0	0.0%
8/26/2021 04:00:00 AM	0.0	0	0	0	0.0	0.0%
8/26/2021 05:00:00 AM	0.0	0	0	0	0.0	0.0%
8/26/2021 06:00:00 AM	50.0	2	2	50	40.0	100.0%
8/26/2021 07:00:00 AM	35.0	3	3	35	32.5	33.3%
8/26/2021 08:00:00 AM	35.0	8	10	40	34.5	50.0%
8/26/2021 09:00:00 AM	34.5	24	28	40	33.6	50.0%
8/26/2021 10:00:00 AM	31.7	10	12	35	32.5	25.0%
8/26/2021 11:00:00 AM	35.0	12	14	40	33.6	64.3%
8/26/2021 12:00:00 PM	37.9	20	24	45	34.9	79.2%
8/26/2021 01:00:00 PM	38.3	26	30	45	34.9	76.7%
8/26/2021 02:00:00 PM	36.2	20	23	40	33.9	60.9%
8/26/2021 03:00:00 PM	37.9	20	23	40	34.6	73.9%
8/26/2021 04:00:00 PM	34.5	36	42	40	33.3	61.9%
8/26/2021 05:00:00 PM	37.5	29	34	40	34.5	73.5%
8/26/2021 06:00:00 PM	34.7	32	38	45	33.8	63.2%
8/26/2021 07:00:00 PM	35.0	15	18	40	33.7	72.2%
8/26/2021 08:00:00 PM	36.2	19	22	40	33.9	63.6%
8/26/2021 09:00:00 PM	34.3	15	18	40	33.6	50.0%
8/26/2021 10:00:00 PM	34.0	6	7	35	32.5	71.4%
8/26/2021 11:00:00 PM	35.0	8	9	45	37.5	22.2%
8/27/2021 12:00:00 AM	40.0	2	2	40	35.0	100.0%
8/27/2021 01:00:00 AM	28.8	3	4	30	0.0	0.0%
8/27/2021 02:00:00 AM	30.0	2	2	30	0.0	0.0%
8/27/2021 03:00:00 AM	35.0	1	1	35	32.5	100.0%

8/27/2021 04:00:00 AM	35.0	2	2	35	32.5	100.0%
8/27/2021 05:00:00 AM	32.5	4	5	35	32.5	40.0%
8/27/2021 06:00:00 AM	40.0	2	2	40	37.5	50.0%
8/27/2021 07:00:00 AM	30.0	3	4	35	32.5	25.0%
8/27/2021 08:00:00 AM	34.2	14	16	40	33.2	43.8%
8/27/2021 09:00:00 AM	35.0	21	25	40	33.5	80.0%
8/27/2021 10:00:00 AM	35.0	18	21	40	33.6	66.7%
8/27/2021 11:00:00 AM	36.2	19	22	40	33.9	63.6%
8/27/2021 12:00:00 PM	36.0	24	28	40	33.9	64.3%
8/27/2021 01:00:00 PM	34.7	23	27	40	33.3	66.7%
8/27/2021 02:00:00 PM	36.2	18	21	40	33.7	81.0%
8/27/2021 03:00:00 PM	35.0	16	19	40	33.8	63.2%
8/27/2021 04:00:00 PM	34.0	32	38	45	33.2	60.5%
8/27/2021 05:00:00 PM	37.3	35	41	40	34.2	78.0%
8/27/2021 06:00:00 PM	35.6	38	45	40	33.7	75.6%
8/27/2021 07:00:00 PM	37.5	29	34	45	34.4	79.4%
8/27/2021 08:00:00 PM	34.7	17	20	40	33.1	85.0%
8/27/2021 09:00:00 PM	34.0	6	7	35	32.5	71.4%
8/27/2021 10:00:00 PM	33.6	12	14	35	32.5	50.0%
8/27/2021 11:00:00 PM	33.3	8	10	40	33.8	40.0%
8/28/2021 12:00:00 AM	35.0	4	5	40	33.8	80.0%
8/28/2021 01:00:00 AM	35.0	3	4	40	35.0	50.0%
8/28/2021 02:00:00 AM	0.0	0	0	0	0.0	0.0%
8/28/2021 03:00:00 AM	35.0	3	3	35	32.5	33.3%
8/28/2021 04:00:00 AM	0.0	0	0	0	0.0	0.0%
8/28/2021 05:00:00 AM	0.0	0	0	0	0.0	0.0%
8/28/2021 06:00:00 AM	0.0	0	0	0	0.0	0.0%
8/28/2021 07:00:00 AM	40.0	3	3	40	35.0	66.7%
8/28/2021 08:00:00 AM	37.5	4	5	40	35.0	80.0%
8/28/2021 09:00:00 AM	37.5	8	9	40	34.5	55.6%
8/28/2021 10:00:00 AM	38.0	17	20	45	34.8	75.0%
8/28/2021 11:00:00 AM	36.0	20	24	40	33.8	79.2%
8/28/2021 12:00:00 PM	37.0	17	20	40	35.0	50.0%
8/28/2021 01:00:00 PM	37.1	22	26	40	34.6	65.4%
8/28/2021 02:00:00 PM	9.9	110	130	50	36.2	11.5%
8/28/2021 03:00:00 PM	34.7	21	25	40	33.3	76.0%
8/28/2021 04:00:00 PM	35.0	14	16	40	33.3	75.0%
8/28/2021 05:00:00 PM	35.0	24	28	50	34.1	67.9%
8/28/2021 06:00:00 PM	36.7	12	14	40	34.2	64.3%
8/28/2021 07:00:00 PM	36.7	12	14	40	33.8	85.7%
8/28/2021 08:00:00 PM	37.5	17	20	45	35.2	55.0%
8/28/2021 09:00:00 PM	33.6	12	14	35	32.5	50.0%
8/28/2021 10:00:00 PM	36.7	10	12	40	34.0	83.3%
8/28/2021 11:00:00 PM	35.0	4	5	40	34.2	60.0%
8/29/2021 12:00:00 AM	33.3	3	4	35	32.5	75.0%
8/29/2021 01:00:00 AM	35.0	1	1	35	32.5	100.0%
8/29/2021 02:00:00 AM	0.0	0	0	0	0.0	0.0%
8/29/2021 03:00:00 AM	45.0	2	2	45	37.5	100.0%
8/29/2021 04:00:00 AM	0.0	0	0	0	0.0	0.0%
8/29/2021 05:00:00 AM	30.0	1	1	30	0.0	0.0%

8/29/2021 06:00:00 AM	30.0	1	1	30	0.0	0.0%
8/29/2021 07:00:00 AM	30.0	1	1	30	0.0	0.0%
8/29/2021 08:00:00 AM	40.0	3	3	40	35.0	66.7%
8/29/2021 09:00:00 AM	40.0	8	9	45	35.5	55.6%
8/29/2021 10:00:00 AM	34.6	19	22	45	33.4	72.7%
8/29/2021 11:00:00 AM	37.5	18	21	45	34.6	66.7%
8/29/2021 12:00:00 PM	36.7	14	16	40	34.0	62.5%
8/29/2021 01:00:00 PM	36.7	24	28	40	34.1	67.9%
8/29/2021 02:00:00 PM	35.0	19	22	40	33.3	86.4%
8/29/2021 03:00:00 PM	37.5	17	20	45	34.2	90.0%
8/29/2021 04:00:00 PM	34.5	15	18	40	33.3	66.7%
8/29/2021 05:00:00 PM	37.9	22	26	45	35.0	69.2%
8/29/2021 06:00:00 PM	36.7	12	14	40	34.4	57.1%
8/29/2021 07:00:00 PM	34.6	18	21	45	33.5	71.4%
8/29/2021 08:00:00 PM	34.5	14	17	40	33.3	76.5%
8/29/2021 09:00:00 PM	33.3	11	13	35	32.5	46.2%
8/29/2021 10:00:00 PM	35.0	8	9	40	35.0	22.2%
8/29/2021 11:00:00 PM	35.0	2	2	35	32.5	100.0%
8/30/2021 12:00:00 AM	35.0	2	2	35	32.5	100.0%
8/30/2021 01:00:00 AM	35.0	2	2	35	32.5	50.0%
8/30/2021 02:00:00 AM	35.0	2	2	35	32.5	50.0%
8/30/2021 03:00:00 AM	0.0	0	0	0	0.0	0.0%
8/30/2021 04:00:00 AM	35.0	1	1	35	32.5	100.0%
8/30/2021 05:00:00 AM	35.0	3	4	40	34.2	75.0%
8/30/2021 06:00:00 AM	40.0	3	4	50	39.2	75.0%
8/30/2021 07:00:00 AM	33.3	3	4	35	32.5	75.0%
8/30/2021 08:00:00 AM	33.3	11	13	35	32.5	46.2%
8/30/2021 09:00:00 AM	37.1	21	25	40	34.3	76.0%
8/30/2021 10:00:00 AM	37.0	18	21	40	34.3	66.7%
8/30/2021 11:00:00 AM	35.0	20	23	40	33.7	56.5%
8/30/2021 12:00:00 PM	36.2	18	21	40	33.6	85.7%
8/30/2021 01:00:00 PM	37.5	27	32	45	34.5	78.1%
8/30/2021 02:00:00 PM	35.0	24	28	40	33.7	60.7%
8/30/2021 03:00:00 PM	35.0	22	26	40	33.7	65.4%
8/30/2021 04:00:00 PM	37.1	31	36	45	34.2	72.2%
8/30/2021 05:00:00 PM	36.2	26	31	50	35.1	54.8%
8/30/2021 06:00:00 PM	35.0	37	43	40	33.4	79.1%
8/30/2021 07:00:00 PM	37.0	23	27	45	34.1	81.5%
8/30/2021 08:00:00 PM	35.0	15	18	40	33.9	61.1%
8/30/2021 09:00:00 PM	35.0	11	13	40	33.9	53.8%
8/30/2021 10:00:00 PM	40.0	3	3	40	35.0	66.7%
8/30/2021 11:00:00 PM	35.0	4	5	40	33.5	100.0%
8/31/2021 12:00:00 AM	35.0	5	6	40	34.2	50.0%
8/31/2021 01:00:00 AM	35.0	3	3	35	32.5	66.7%
8/31/2021 02:00:00 AM	0.0	0	0	0	0.0	0.0%
8/31/2021 03:00:00 AM	30.0	2	2	30	0.0	0.0%
8/31/2021 04:00:00 AM	0.0	0	0	0	0.0	0.0%
8/31/2021 05:00:00 AM	0.0	0	0	0	0.0	0.0%
8/31/2021 06:00:00 AM	35.0	3	3	35	32.5	66.7%
8/31/2021 07:00:00 AM	30.0	5	6	35	32.5	16.7%

8/31/2021 08:00:00 AM	35.0	17	20	40	34.2	45.0%
8/31/2021 09:00:00 AM	36.7	20	23	45	35.0	43.5%
8/31/2021 10:00:00 AM	34.2	14	16	40	33.2	43.8%
8/31/2021 11:00:00 AM	35.0	17	20	45	34.0	65.0%
8/31/2021 12:00:00 PM	37.8	21	25	40	35.0	72.0%
8/31/2021 01:00:00 PM	35.0	21	25	50	33.9	84.0%
8/31/2021 02:00:00 PM	37.1	24	28	40	34.3	71.4%
8/31/2021 03:00:00 PM	35.0	25	29	45	33.8	69.0%
8/31/2021 04:00:00 PM	35.6	42	49	40	33.6	73.5%
8/31/2021 05:00:00 PM	37.2	32	38	45	34.2	84.2%
8/31/2021 06:00:00 PM	38.8	31	37	45	35.2	81.1%
8/31/2021 07:00:00 PM	36.7	23	27	40	34.0	74.1%
8/31/2021 08:00:00 PM	37.5	14	16	40	34.0	81.3%
8/31/2021 09:00:00 PM	33.8	10	12	40	33.5	41.7%
8/31/2021 10:00:00 PM	30.0	4	5	35	32.5	20.0%
8/31/2021 11:00:00 PM	35.0	4	5	40	35.0	40.0%
9/1/2021 12:00:00 AM	40.0	2	2	40	37.5	50.0%

Day/Time Ending	85th pctl (MPH)	85th pctl cnts	Total Cnts	Max Speed	Avg Speeder	% Speeders
8/24/2021 12:00:00 AM	34.8	282	332	45	33.7	60.8%
8/25/2021 12:00:00 AM	36.1	320	376	45	34.0	68.6%
8/26/2021 12:00:00 AM	35.2	296	348	45	33.7	67.2%
8/27/2021 12:00:00 AM	36.1	307	361	50	34.1	63.4%
8/28/2021 12:00:00 AM	35.0	351	413	45	33.6	67.8%
8/29/2021 12:00:00 AM	35.3	337	396	50	34.2	49.2%
8/30/2021 12:00:00 AM	35.7	229	269	45	33.9	68.4%
8/31/2021 12:00:00 AM	36.1	330	388	50	34.0	69.1%
8/31/2021 11:59:59 PM	36.4	332	391	50	34.2	67.3%

Incoming Weekly Counts
David Blvd

from Mon-Aug-23-2021-12-00-AM to Tue-Aug-31-2021-11-59-PM

	8/23/2021	to	8/29/2021							
	Monday	Tuesday	Wednesday	Thursday	Friday	Saturday	Sunday	Week	Weekend	Week Day 85%
Hour	8/23/2021	8/24/2021	8/25/2021	8/26/2021	8/27/2021	8/28/2021	8/29/2021	Day Avg	Avg	Avg Speed
0 - 1	0	1	2	1	4	4	1	1.6	2.5	37.2
1 - 2	0	0	0	1	2	0	0	0.6	0	32.5
2 - 3	0	1	0	0	1	3	2	0.4	2.5	35
3 - 4	0	1	0	0	2	0	0	0.6	0	35
4 - 5	0	0	0	0	5	0	1	1	0.5	32.5
5 - 6	0	4	2	2	2	0	1	2	0.5	41.25
6 - 7	0	6	3	3	4	3	1	3.2	2	32.5
7 - 8	1	20	7	10	16	5	3	10.8	4	30.18
8 - 9	0	19	28	28	25	9	9	20	9	34.42
9 - 10	43	15	14	12	21	20	22	21	21	33.52
10 - 11	20	21	30	14	22	24	21	21.4	22.5	36.66
11 - 12	34	34	25	24	28	20	16	29	18	36.58
12 - 13	25	28	19	30	27	26	28	25.8	27	35.8
13 - 14	28	18	13	23	21	130	22	20.6	76	35.7
14 - 15	21	33	32	23	19	25	20	25.6	22.5	35.44
15 - 16	39	38	35	42	38	16	18	38.4	17	35.14
16 - 17	20	43	36	34	41	28	26	34.8	27	36.4
17 - 18	42	42	29	38	45	14	14	39.2	14	35.76
18 - 19	25	19	27	18	34	14	21	24.6	17.5	35.8
19 - 20	15	10	10	22	20	20	17	15.4	18.5	35.52
20 - 21	14	14	21	18	7	14	13	14.8	13.5	34.22
21 - 22	1	4	7	7	14	12	9	6.6	10.5	34.02
22 - 23	2	4	5	9	10	5	2	6	3.5	33.16
23 - 24	2	1	3	2	5	4	2	2.6	3	38
Totals	332	376	348	361	413	396	269			
% of Total	13.31%	15.07%	13.95%	14.47%	16.55%	15.87%	10.78%			

Incoming Weekly Counts
David Blvd

from Mon-Aug-23-2021-12-00-AM to Tue-Aug-31-2021-11-59-PM

	8/30/2021	to	9/5/2021							
	Monday	Tuesday	Wednesday	Thursday	Friday	Saturday	Sunday	Week	Weekend	Week Day 85%
Hour	8/30/2021	8/31/2021	9/1/2021	9/2/2021	9/3/2021	9/4/2021	9/5/2021	Day Avg	Avg	Avg Speed
0 - 1	2	3	*	*	*	*	*	2.5	0	35
1 - 2	2	0	*	*	*	*	*	1	0	35
2 - 3	0	2	*	*	*	*	*	1	0	30
3 - 4	1	0	*	*	*	*	*	0.5	0	35
4 - 5	4	0	*	*	*	*	*	2	0	35
5 - 6	4	3	*	*	*	*	*	3.5	0	37.5
6 - 7	4	6	*	*	*	*	*	5	0	31.65
7 - 8	13	20	*	*	*	*	*	16.5	0	34.15
8 - 9	25	23	*	*	*	*	*	24	0	36.9
9 - 10	21	16	*	*	*	*	*	18.5	0	35.6
10 - 11	23	20	*	*	*	*	*	21.5	0	35
11 - 12	21	25	*	*	*	*	*	23	0	37
12 - 13	32	25	*	*	*	*	*	28.5	0	36.25
13 - 14	28	28	*	*	*	*	*	28	0	36.05
14 - 15	26	29	*	*	*	*	*	27.5	0	35
15 - 16	36	49	*	*	*	*	*	42.5	0	36.35
16 - 17	31	38	*	*	*	*	*	34.5	0	36.7
17 - 18	43	37	*	*	*	*	*	40	0	36.9
18 - 19	27	27	*	*	*	*	*	27	0	36.85
19 - 20	18	16	*	*	*	*	*	17	0	36.25
20 - 21	13	12	*	*	*	*	*	12.5	0	34.4
21 - 22	3	5	*	*	*	*	*	4	0	35
22 - 23	5	5	*	*	*	*	*	5	0	35
23 - 24	6	2	*	*	*	*	*	4	0	37.5
Totals	388	391	0	0	0	0	0			
% of Total	49.81%	50.19%	0%	0%	0%	0%	0%			

Incoming Monthly Counts
David Blvd

from Mon-Aug-23-2021-12-00-AM to Tue-Aug-31-2021-11-59-PM

Hour	Aug 2021 Monday	Tuesday	Wednesday	Thursday	Friday	Saturday	Sunday	Week Day Avg	Weekend Avg	Week Day 85% Avg Speed
0 - 1	2	4	2	1	4	4	1	2.6	2.5	36.42
1 - 2	2	0	0	1	2	0	0	1	0	33.33
2 - 3	0	3	0	0	1	3	2	0.8	2.5	35
3 - 4	1	1	0	0	2	0	0	0.8	0	35
4 - 5	4	0	0	0	5	0	1	1.8	0.5	33.75
5 - 6	4	7	2	2	2	0	1	3.4	0.5	41
6 - 7	4	12	3	3	4	3	1	5.2	2	32.66
7 - 8	14	40	7	10	16	5	3	17.4	4	34.88
8 - 9	25	42	28	28	25	9	9	29.6	9	35.1
9 - 10	64	31	14	12	21	20	22	28.4	21	34.34
10 - 11	43	41	30	14	22	24	21	30	22.5	36.16
11 - 12	55	59	25	24	28	20	16	38.2	18	36.62
12 - 13	57	53	19	30	27	26	28	37.2	27	36.02
13 - 14	56	46	13	23	21	130	22	31.8	76	36.06
14 - 15	47	62	32	23	19	25	20	36.6	22.5	35.44
15 - 16	75	87	35	42	38	16	18	55.4	17	35.46
16 - 17	51	81	36	34	41	28	26	48.6	27	36.64
17 - 18	85	79	29	38	45	14	14	55.2	14	35.92
18 - 19	52	46	27	18	34	14	21	35.4	17.5	35.9
19 - 20	33	26	10	22	20	20	17	22.2	18.5	35.52
20 - 21	27	26	21	18	7	14	13	19.8	13.5	34.24
21 - 22	4	9	7	7	14	12	9	8.2	10.5	35.02
22 - 23	7	9	5	9	10	5	2	8	3.5	34.66
23 - 24	8	3	3	2	5	4	2	4.2	3	38
Totals	720	767	348	361	413	396	269			
% of Total	21.99%	23.43%	10.63%	11.03%	12.61%	12.1%	8.22%			

Incoming Weekly Speeds
David Blvd

from Mon-Aug-23-2021-12-00-AM to Tue-Aug-31-2021-11-59-PM

Hour	8/23/2021 Monday 8/23/2021	to Tuesday 8/24/2021	8/29/2021 Wednesday 8/25/2021	Thursday 8/26/2021	Friday 8/27/2021	Saturday 8/28/2021	Sunday 8/29/2021	Week Day Avg	Weekend Avg	Week Day 85% Avg Speed
0 - 1	0	32	37	37	27.25	28.25	32	31.5	29	37.2
1 - 2	0	0	0	32	19.5	0	0	23.67	0	32.5
2 - 3	0	32	0	0	32	25.33	37	32	30	35
3 - 4	0	32	0	0	32	0	0	32	0	35
4 - 5	0	0	0	0	26.2	0	27	26.2	27	32.5
5 - 6	0	28.25	34.5	39.5	27	0	27	31.5	27	41.25
6 - 7	0	23.67	25.33	25.33	28.25	32	27	25.44	30.75	32.5
7 - 8	7	28.65	29.14	30.6	25.81	33.2	32	27.83	32.75	30.18
8 - 9	0	29	28.89	28	31.2	29.89	31	29.24	30.44	34.42
9 - 10	13.28	30.67	31.5	25	31.33	32.15	30.41	23.14	31.24	33.52
10 - 11	32.4	29.81	31.93	29.64	29.95	30.71	31.76	30.9	31.2	36.66
11 - 12	28.88	31.15	30.68	32.67	30.79	28.4	28.31	30.72	28.36	36.58
12 - 13	30.84	30.75	30.68	32.5	30.07	31.08	30.79	31.02	30.93	35.8
13 - 14	30.46	28.44	31.77	30.7	32.24	11.04	31.36	30.69	13.98	35.7
14 - 15	30.57	29.03	29.62	31.96	27.95	31.64	33.2	29.8	32.33	35.44
15 - 16	29.82	30.47	30.29	29.48	29.58	29.94	29.89	29.91	29.91	35.14
16 - 17	30.9	31.53	30.69	31.85	32.51	31.39	31.58	31.58	31.48	36.4
17 - 18	31.69	32.26	31.72	30.68	30.96	30.64	28.43	31.45	29.54	35.76
18 - 19	31.44	32.79	30.07	31.06	32.09	31.79	31.19	31.47	31.43	35.8
19 - 20	31.07	33.1	29.5	30.55	31.25	30.75	31.35	31.03	31.03	35.52
20 - 21	29.29	30.07	29.86	30.28	30.86	29	28.31	29.99	28.67	34.22
21 - 22	27	33.25	22.29	30.71	27.79	31.33	28.22	27.88	30	34.02
22 - 23	24.5	29.5	28	28.22	29.2	28	32	28.43	29.14	33.16
23 - 24	29.5	37	33.67	34.5	32	29.5	32	32.77	30.33	38
Totals	438.7	675.3	607.2	652.3	707.7	585.9	671.9			
% of Total	10.11%	15.56%	13.99%	15.03%	16.31%	13.5%	15.49%			

Incoming Weekly Speeds
David Blvd

from Mon-Aug-23-2021-12-00-AM to Tue-Aug-31-2021-11-59-PM

Hour	8/30/2021 Monday 8/30/2021	to Tuesday 8/31/2021	9/5/2021 Wednesday 9/1/2021	Thursday 9/2/2021	Friday 9/3/2021	Saturday 9/4/2021	Sunday 9/5/2021	Week Day Avg	Weekend Avg	Week Day 85% Avg Speed
0 - 1	22	27.33	*	*	*	*	*	25.2	*	35
1 - 2	29.5	0	*	*	*	*	*	29.5	*	35
2 - 3	0	22	*	*	*	*	*	22	*	30
3 - 4	32	0	*	*	*	*	*	32	*	35
4 - 5	28.25	0	*	*	*	*	*	28.25	*	35
5 - 6	34.5	27	*	*	*	*	*	31.29	*	37.5
6 - 7	30.75	28	*	*	*	*	*	29.1	*	31.65
7 - 8	24.85	25.6	*	*	*	*	*	25.3	*	34.15
8 - 9	31.2	28.22	*	*	*	*	*	29.77	*	36.9
9 - 10	31.24	27.44	*	*	*	*	*	29.59	*	35.6
10 - 11	28.65	29.45	*	*	*	*	*	29.02	*	35
11 - 12	32.05	31.16	*	*	*	*	*	31.57	*	37
12 - 13	32.62	32.04	*	*	*	*	*	32.37	*	36.25
13 - 14	28.96	31.46	*	*	*	*	*	30.21	*	36.05
14 - 15	29.77	30.38	*	*	*	*	*	30.09	*	35
15 - 16	30.58	30.88	*	*	*	*	*	30.75	*	36.35
16 - 17	29.94	32.97	*	*	*	*	*	31.61	*	36.7
17 - 18	31.02	32.78	*	*	*	*	*	31.84	*	36.9
18 - 19	32.63	31.59	*	*	*	*	*	32.11	*	36.85
19 - 20	31	32.38	*	*	*	*	*	31.65	*	36.25
20 - 21	29.46	29.67	*	*	*	*	*	29.56	*	34.4
21 - 22	32	27	*	*	*	*	*	28.88	*	35
22 - 23	33.2	30	*	*	*	*	*	31.6	*	35
23 - 24	25.33	27	*	*	*	*	*	25.75	*	37.5
Totals	691.4	614.5	0	0	0	0	0			
% of Total	52.94%	47.06%	0%	0%	0%	0%	0%			

Incoming Monthly Speeds
David Blvd

from Mon-Aug-23-2021-12-00-AM to Tue-Aug-31-2021-11-59-PM

Hour	Aug 2021 Monday	Tuesday	Wednesday	Thursday	Friday	Saturday	Sunday	Week Day Avg	Weekend Avg	Week Day 85% Avg Speed
0 - 1	22	28.5	37	37	27.25	28.25	32	29.08	29	36.42
1 - 2	29.5	0	0	32	19.5	0	0	26	0	33.33
2 - 3	0	25.33	0	0	32	25.33	37	27	30	35
3 - 4	32	32	0	0	32	0	0	32	0	35
4 - 5	28.25	0	0	0	26.2	0	27	27.11	27	33.75
5 - 6	34.5	27.71	34.5	39.5	27	0	27	31.41	27	41
6 - 7	30.75	25.83	25.33	25.33	28.25	32	27	26.85	30.75	32.66
7 - 8	23.57	27.12	29.14	30.6	25.81	33.2	32	26.87	32.75	34.88
8 - 9	31.2	28.57	28.89	28	31.2	29.89	31	29.41	30.44	35.1
9 - 10	19.17	29	31.5	25	31.33	32.15	30.41	24.82	31.24	34.34
10 - 11	30.4	29.63	31.93	29.64	29.95	30.71	31.76	30.36	31.2	36.16
11 - 12	30.09	31.15	30.68	32.67	30.79	28.4	28.31	30.92	28.36	36.62
12 - 13	31.84	31.36	30.68	32.5	30.07	31.08	30.79	31.44	30.93	36.02
13 - 14	29.71	30.28	31.77	30.7	32.24	11.04	31.36	30.52	13.98	36.06
14 - 15	30.13	29.66	29.62	31.96	27.95	31.64	33.2	29.89	32.33	35.44
15 - 16	30.19	30.7	30.29	29.48	29.58	29.94	29.89	30.17	29.91	35.46
16 - 17	30.31	32.21	30.69	31.85	32.51	31.39	31.58	31.59	31.48	36.64
17 - 18	31.35	32.51	31.72	30.68	30.96	30.64	28.43	31.57	29.54	35.92
18 - 19	32.06	32.09	30.07	31.06	32.09	31.79	31.19	31.67	31.43	35.9
19 - 20	31.03	32.65	29.5	30.55	31.25	30.75	31.35	31.22	31.03	35.52
20 - 21	29.37	29.88	29.86	30.28	30.86	29	28.31	29.88	28.67	34.24
21 - 22	30.75	29.78	22.29	30.71	27.79	31.33	28.22	28.07	30	35.02
22 - 23	30.71	29.78	28	28.22	29.2	28	32	29.23	29.14	34.66
23 - 24	26.38	30.33	33.67	34.5	32	29.5	32	30.1	30.33	38

Incoming Weekly EightyFifthSpeeds
David Blvd

from Mon-Aug-23-2021-12-00-AM to Tue-Aug-31-2021-11-59-PM

	8/23/2021	to	8/29/2021							
	Monday	Tuesday	Wednesday	Thursday	Friday	Saturday	Sunday	Week	Weekend	Week Day 85%
Hour	8/23/2021	8/24/2021	8/25/2021	8/26/2021	8/27/2021	8/28/2021	8/29/2021	Day Avg	Avg	Avg Speed
0 - 1	0	35	45	40	28.8	35	35	37.2	35	37.2
1 - 2	0	0	0	35	30	0	0	32.5	0	32.5
2 - 3	0	35	0	0	35	35	45	35	40	35
3 - 4	0	35	0	0	35	0	0	35	0	35
4 - 5	0	0	0	0	32.5	0	30	32.5	30	32.5
5 - 6	0	35	40	50	40	0	30	41.25	30	41.25
6 - 7	0	30	35	35	30	40	30	32.5	35	32.5
7 - 8	10	34.2	37.5	35	34.2	37.5	40	30.18	38.75	30.18
8 - 9	0	34.3	33.9	34.5	35	37.5	40	34.42	38.75	34.42
9 - 10	26.7	37.5	36.7	31.7	35	38	34.6	33.52	36.3	33.52
10 - 11	40	35	37.1	35	36.2	36	37.5	36.66	36.75	36.66
11 - 12	36.9	37.1	35	37.9	36	37	36.7	36.58	36.85	36.58
12 - 13	34.7	37.1	34.2	38.3	34.7	37.1	36.7	35.8	36.9	35.8
13 - 14	34.4	35	36.7	36.2	36.2	9.9	35	35.7	22.45	35.7
14 - 15	35	35	34.3	37.9	35	34.7	37.5	35.44	36.1	35.44
15 - 16	34.7	35	37.5	34.5	34	35	34.5	35.14	34.75	35.14
16 - 17	35	36.4	35.8	37.5	37.3	35	37.9	36.4	36.45	36.4
17 - 18	34.8	37	36.7	34.7	35.6	36.7	36.7	35.76	36.7	35.76
18 - 19	34.7	37.5	34.3	35	37.5	36.7	34.6	35.8	35.65	35.8
19 - 20	35	37.5	34.2	36.2	34.7	37.5	34.5	35.52	36	35.52
20 - 21	34.3	34.4	34.1	34.3	34	33.6	33.3	34.22	33.45	34.22
21 - 22	30	37.5	35	34	33.6	36.7	35	34.02	35.85	34.02
22 - 23	30	32.5	35	35	33.3	35	35	33.16	35	33.16
23 - 24	35	40	40	40	35	33.3	35	38	34.15	38
Totals	521.2	783	728	767.7	828.6	697.2	784.5			
% of Total	10.2%	15.32%	14.25%	15.02%	16.21%	13.64%	15.35%			

Incoming Weekly EightyFifthSpeeds
David Blvd

from Mon-Aug-23-2021-12-00-AM to Tue-Aug-31-2021-11-59-PM

Hour	8/30/2021 Monday 8/30/2021	to Tuesday 8/31/2021	9/5/2021 Wednesday 9/1/2021	Thursday 9/2/2021	Friday 9/3/2021	Saturday 9/4/2021	Sunday 9/5/2021	Week Day Avg	Weekend Avg	Week Day 85% Avg Speed
0 - 1	35	35	*	*	*	*	*	35	0	35
1 - 2	35	0	*	*	*	*	*	35	0	35
2 - 3	0	30	*	*	*	*	*	30	0	30
3 - 4	35	0	*	*	*	*	*	35	0	35
4 - 5	35	0	*	*	*	*	*	35	0	35
5 - 6	40	35	*	*	*	*	*	37.5	0	37.5
6 - 7	33.3	30	*	*	*	*	*	31.65	0	31.65
7 - 8	33.3	35	*	*	*	*	*	34.15	0	34.15
8 - 9	37.1	36.7	*	*	*	*	*	36.9	0	36.9
9 - 10	37	34.2	*	*	*	*	*	35.6	0	35.6
10 - 11	35	35	*	*	*	*	*	35	0	35
11 - 12	36.2	37.8	*	*	*	*	*	37	0	37
12 - 13	37.5	35	*	*	*	*	*	36.25	0	36.25
13 - 14	35	37.1	*	*	*	*	*	36.05	0	36.05
14 - 15	35	35	*	*	*	*	*	35	0	35
15 - 16	37.1	35.6	*	*	*	*	*	36.35	0	36.35
16 - 17	36.2	37.2	*	*	*	*	*	36.7	0	36.7
17 - 18	35	38.8	*	*	*	*	*	36.9	0	36.9
18 - 19	37	36.7	*	*	*	*	*	36.85	0	36.85
19 - 20	35	37.5	*	*	*	*	*	36.25	0	36.25
20 - 21	35	33.8	*	*	*	*	*	34.4	0	34.4
21 - 22	40	30	*	*	*	*	*	35	0	35
22 - 23	35	35	*	*	*	*	*	35	0	35
23 - 24	35	40	*	*	*	*	*	37.5	0	37.5
Totals	824.7	740.4	0	0	0	0	0			
% of Total	52.69%	47.31%	0%	0%	0%	0%	0%			

Incoming Monthly EightyFifthSpeeds
David Blvd

from Mon-Aug-23-2021-12-00-AM to Tue-Aug-31-2021-11-59-PM

Hour	Aug 2021 Monday	Tuesday	Wednesday	Thursday	Friday	Saturday	Sunday	Week Day Avg	Weekend Avg	Week Day 85% Avg Speed
0 - 1	35	33.3	45	40	28.8	35	35	36.42	35	36.42
1 - 2	35	0	0	35	30	0	0	33.33	0	33.33
2 - 3	0	35	0	0	35	35	45	35	40	35
3 - 4	35	35	0	0	35	0	0	35	0	35
4 - 5	35	0	0	0	32.5	0	30	33.75	30	33.75
5 - 6	40	35	40	50	40	0	30	41	30	41
6 - 7	33.3	30	35	35	30	40	30	32.66	35	32.66
7 - 8	33.3	34.4	37.5	35	34.2	37.5	40	34.88	38.75	34.88
8 - 9	37.1	35	33.9	34.5	35	37.5	40	35.1	38.75	35.1
9 - 10	33.3	35	36.7	31.7	35	38	34.6	34.34	36.3	34.34
10 - 11	37.5	35	37.1	35	36.2	36	37.5	36.16	36.75	36.16
11 - 12	36.7	37.5	35	37.9	36	37	36.7	36.62	36.85	36.62
12 - 13	36.4	36.5	34.2	38.3	34.7	37.1	36.7	36.02	36.9	36.02
13 - 14	34.7	36.5	36.7	36.2	36.2	9.9	35	36.06	22.45	36.06
14 - 15	35	35	34.3	37.9	35	34.7	37.5	35.44	36.1	35.44
15 - 16	35.9	35.4	37.5	34.5	34	35	34.5	35.46	34.75	35.46
16 - 17	35.7	36.9	35.8	37.5	37.3	35	37.9	36.64	36.45	36.64
17 - 18	34.8	37.8	36.7	34.7	35.6	36.7	36.7	35.92	36.7	35.92
18 - 19	35.6	37.1	34.3	35	37.5	36.7	34.6	35.9	35.65	35.9
19 - 20	35	37.5	34.2	36.2	34.7	37.5	34.5	35.52	36	35.52
20 - 21	34.6	34.2	34.1	34.3	34	33.6	33.3	34.24	33.45	34.24
21 - 22	35	37.5	35	34	33.6	36.7	35	35.02	35.85	35.02
22 - 23	35	35	35	35	33.3	35	35	34.66	35	34.66
23 - 24	35	40	40	40	35	33.3	35	38	34.15	38

Starting Hour	Count	Average Speed of all Traffic	Violator Counts	Average Speed of Violators
00:00:00	0	N/A	N/A	N/A
01:00:00	0	N/A	N/A	N/A
02:00:00	0	N/A	N/A	N/A
03:00:00	0	N/A	N/A	N/A
04:00:00	0	N/A	N/A	N/A
05:00:00	0	N/A	N/A	N/A
06:00:00	0	N/A	N/A	N/A
07:00:00	1	7.5	0	0.0
08:00:00	0	N/A	N/A	N/A
09:00:00	42	7.1	3	34.2
10:00:00	17	29.0	12	35.4
11:00:00	37	20.2	26	34.4
12:00:00	24	19.4	17	33.4
13:00:00	24	20.0	16	33.4
14:00:00	25	19.8	15	33.5
15:00:00	35	20.1	23	33.8
16:00:00	26	21.8	17	33.4
17:00:00	41	16.8	33	33.3
18:00:00	23	22.0	18	33.3
19:00:00	17	26.9	12	32.9
20:00:00	15	22.5	9	34.2
21:00:00	1	27.5	0	0.0
22:00:00	2	25.0	0	0.0
23:00:00	2	30.0	1	32.5
00:00:00	1	32.5	1	32.5
01:00:00	0	N/A	N/A	N/A
02:00:00	1	32.5	1	32.5
03:00:00	1	32.5	1	32.5
04:00:00	0	N/A	N/A	N/A
05:00:00	4	28.8	2	35.0
06:00:00	6	24.2	1	32.5
07:00:00	19	22.0	12	32.9
08:00:00	20	23.5	10	33.5
09:00:00	14	30.7	10	34.0
10:00:00	20	25.0	14	33.9
11:00:00	36	22.2	27	34.2
12:00:00	26	21.3	19	34.3
13:00:00	18	26.5	11	33.9
14:00:00	31	22.4	15	33.8
15:00:00	42	21.1	29	34.1
16:00:00	38	16.4	27	34.0
17:00:00	43	19.4	35	33.9
18:00:00	22	20.1	20	34.3
19:00:00	10	29.8	8	35.0
20:00:00	14	21.1	8	33.1
21:00:00	4	33.8	3	35.8
22:00:00	5	30.5	3	32.5
23:00:00	1	37.5	1	37.5
00:00:00	2	37.5	2	37.5
01:00:00	0	N/A	N/A	N/A
02:00:00	0	N/A	N/A	N/A

Starting Hour	Count	Average Speed of all Traffic	Violator Counts	Average Speed of Violators
03:00:00	0	N/A	N/A	N/A
04:00:00	0	N/A	N/A	N/A
05:00:00	2	35.0	2	35.0
06:00:00	2	22.5	0	0.0
07:00:00	7	29.6	5	34.5
08:00:00	27	18.9	14	32.9
09:00:00	14	25.2	10	34.0
10:00:00	30	19.2	23	33.8
11:00:00	23	18.7	20	33.5
12:00:00	23	20.9	15	33.5
13:00:00	12	26.3	9	33.6
14:00:00	30	19.4	18	33.6
15:00:00	37	22.4	22	34.5
16:00:00	32	22.3	24	34.0
17:00:00	32	19.7	25	33.7
18:00:00	28	21.3	17	33.1
19:00:00	10	30.0	7	33.2
20:00:00	21	19.8	12	32.9
21:00:00	8	18.8	4	33.8
22:00:00	4	27.5	1	42.5
23:00:00	4	33.8	4	33.8
00:00:00	1	37.5	1	37.5
01:00:00	1	32.5	1	32.5
02:00:00	0	N/A	N/A	N/A
03:00:00	0	N/A	N/A	N/A
04:00:00	0	N/A	N/A	N/A
05:00:00	2	40.0	2	40.0
06:00:00	3	25.8	1	32.5
07:00:00	10	28.3	5	34.5
08:00:00	22	21.5	12	33.8
09:00:00	16	17.7	5	32.5
10:00:00	16	25.3	9	33.6
11:00:00	23	22.6	18	35.0
12:00:00	30	24.2	23	34.9
13:00:00	23	20.1	14	33.6
14:00:00	24	25.5	18	34.7
15:00:00	40	16.9	24	33.3
16:00:00	34	20.1	25	34.3
17:00:00	35	18.5	22	33.4
18:00:00	23	25.0	17	34.3
19:00:00	21	26.0	13	34.0
20:00:00	19	22.9	10	33.5
21:00:00	6	25.4	4	32.5
22:00:00	10	23.5	3	35.8
23:00:00	2	35.0	2	35.0
00:00:00	4	20.6	0	0.0
01:00:00	2	20.0	0	0.0
02:00:00	0	N/A	N/A	N/A
03:00:00	3	32.5	3	32.5
04:00:00	5	20.0	2	32.5
05:00:00	2	27.5	1	37.5

Starting Hour	Count	Average Speed of all Traffic	Violator Counts	Average Speed of Violators
06:00:00	3	29.2	1	32.5
07:00:00	14	25.4	5	33.5
08:00:00	27	21.9	22	33.4
09:00:00	22	22.5	14	33.6
10:00:00	20	24.8	12	34.2
11:00:00	28	22.8	18	33.3
12:00:00	29	21.0	20	33.8
13:00:00	21	21.9	17	33.7
14:00:00	17	20.1	11	33.9
15:00:00	38	20.5	22	33.2
16:00:00	41	20.7	33	34.2
17:00:00	43	18.7	31	33.6
18:00:00	35	21.6	29	34.1
19:00:00	22	21.3	18	33.6
20:00:00	7	17.9	5	32.5
21:00:00	13	27.9	6	32.5
22:00:00	12	22.7	6	33.3
23:00:00	5	32.5	4	33.8
00:00:00	3	29.2	2	35.0
01:00:00	1	27.5	0	0.0
02:00:00	3	25.8	1	32.5
03:00:00	0	N/A	N/A	N/A
04:00:00	0	N/A	N/A	N/A
05:00:00	0	N/A	N/A	N/A
06:00:00	3	32.5	2	35.0
07:00:00	2	30.0	1	32.5
08:00:00	12	25.8	8	35.0
09:00:00	19	25.9	14	35.0
10:00:00	22	23.3	17	33.7
11:00:00	20	23.5	12	35.0
12:00:00	24	23.9	16	34.1
13:00:00	134	3.7	17	36.3
14:00:00	21	23.8	15	33.5
15:00:00	19	22.1	15	33.2
16:00:00	23	22.6	17	34.3
17:00:00	20	22.6	11	33.9
18:00:00	15	27.8	13	33.7
19:00:00	20	23.1	11	35.2
20:00:00	14	20.4	7	32.5
21:00:00	12	26.3	10	34.0
22:00:00	3	32.5	2	35.0
23:00:00	6	27.5	4	32.5
00:00:00	1	32.5	1	32.5
01:00:00	0	N/A	N/A	N/A
02:00:00	2	37.5	2	37.5
03:00:00	0	N/A	N/A	N/A
04:00:00	1	27.5	0	0.0
05:00:00	1	27.5	0	0.0
06:00:00	1	27.5	0	0.0
07:00:00	3	32.5	2	35.0
08:00:00	9	27.8	5	35.5

Starting Hour	Count	Average Speed of all Traffic	Violator Counts	Average Speed of Violators
09:00:00	20	20.5	14	32.9
10:00:00	22	25.1	16	35.0
11:00:00	14	27.5	7	33.9
12:00:00	27	24.0	19	34.1
13:00:00	22	22.5	18	33.6
14:00:00	24	21.4	22	33.9
15:00:00	14	26.4	11	33.4
16:00:00	28	24.5	18	34.7
17:00:00	15	29.2	8	35.0
18:00:00	21	23.6	15	33.2
19:00:00	17	22.4	13	33.7
20:00:00	14	22.3	7	32.5
21:00:00	9	25.6	2	35.0
22:00:00	2	32.5	2	32.5
23:00:00	2	32.5	2	32.5
00:00:00	2	22.5	1	32.5
01:00:00	2	30.0	1	32.5
02:00:00	0	N/A	N/A	N/A
03:00:00	1	32.5	1	32.5
04:00:00	4	28.8	3	34.2
05:00:00	3	39.2	3	39.2
06:00:00	4	28.8	2	32.5
07:00:00	14	21.1	7	32.5
08:00:00	24	21.6	18	34.4
09:00:00	19	24.3	12	33.8
10:00:00	23	25.2	14	34.3
11:00:00	24	19.9	20	33.5
12:00:00	28	23.4	23	34.7
13:00:00	30	18.8	17	33.4
14:00:00	28	21.4	19	33.8
15:00:00	36	20.1	26	34.2
16:00:00	31	23.1	17	35.1
17:00:00	42	16.4	33	33.4
18:00:00	27	23.4	23	34.0
19:00:00	19	26.3	11	33.9
20:00:00	13	24.8	7	33.9
21:00:00	3	32.5	2	35.0
22:00:00	4	25.6	4	33.8
23:00:00	7	26.8	4	33.8
00:00:00	3	16.7	2	32.5
01:00:00	0	N/A	N/A	N/A
02:00:00	2	22.5	0	0.0
03:00:00	0	N/A	N/A	N/A
04:00:00	0	N/A	N/A	N/A
05:00:00	3	27.5	2	32.5
06:00:00	6	23.8	1	32.5
07:00:00	20	23.3	9	34.2
08:00:00	21	23.8	8	34.4
09:00:00	16	22.7	8	34.4
10:00:00	19	21.1	12	33.8
11:00:00	24	25.2	17	34.9

Starting Hour	Count	Average Speed of all Traffic	Violator Counts	Average Speed of Violators
12:00:00	27	21.7	23	34.2
13:00:00	28	24.5	19	34.1
14:00:00	28	22.3	21	33.9
15:00:00	51	16.9	36	33.6
16:00:00	34	21.5	29	34.1
17:00:00	40	21.0	32	35.3
18:00:00	28	24.2	22	33.9
19:00:00	15	32.5	11	34.3
20:00:00	13	23.5	7	33.2
21:00:00	6	27.5	1	32.5
22:00:00	4	28.8	1	32.5
23:00:00	3	30.8	2	37.5

Incoming Histogram
David Blvd

from Mon-Aug-23-2021-12-00-AM to Tue-Aug-31-2021-11-59-PM

Date	Starting Hr:min	<15	15 to <20	20 to <25	25 to <30	30 to <35	35 to <40	40 to <45	45 to <50	50 to <55	55 to <60	60 to <65	65 to <70	70 to <75	75 to <80	80 to <85	85 to <90	90 to <95	95 to <100	100 to >105	Total Counts	85pct Speed	10MPH Pace	% in pace	# of Speeders	% Speeders
8/23/2021	00:00	0	0	0	0	0	0	0	0	0	0	0	0	0	0	0	0	0	0	0	0	0	*	*	*	*
8/23/2021	01:00	0	0	0	0	0	0	0	0	0	0	0	0	0	0	0	0	0	0	0	0	0	*	*	*	*
8/23/2021	02:00	0	0	0	0	0	0	0	0	0	0	0	0	0	0	0	0	0	0	0	0	0	*	*	*	*
8/23/2021	03:00	0	0	0	0	0	0	0	0	0	0	0	0	0	0	0	0	0	0	0	0	0	*	*	*	*
8/23/2021	04:00	0	0	0	0	0	0	0	0	0	0	0	0	0	0	0	0	0	0	0	0	0	*	*	*	*
8/23/2021	05:00	0	0	0	0	0	0	0	0	0	0	0	0	0	0	0	0	0	0	0	0	0	*	*	*	*
8/23/2021	06:00	0	0	0	0	0	0	0	0	0	0	0	0	0	0	0	0	0	0	0	1	10	5 to 15	100.0	*	*
8/23/2021	07:00	1	0	0	0	0	0	0	0	0	0	0	0	0	0	0	0	0	0	0	0	0	*	*	*	*
8/23/2021	08:00	0	0	0	0	0	0	0	0	0	0	0	0	0	0	0	0	0	0	0	43	26.7	10 to 20	83.7	4	9.3
8/23/2021	09:00	32	4	0	3	3	1	0	0	0	0	0	0	0	0	0	0	0	0	0	20	40	30 to 40	80.0	14	70.0
8/23/2021	10:00	0	1	0	5	8	3	3	0	0	0	0	0	0	0	0	0	0	0	0	34	36.9	30 to 40	79.4	23	67.6
8/23/2021	11:00	6	1	0	4	15	8	0	0	0	0	0	0	0	0	0	0	0	0	0	25	34.7	30 to 40	88.0	19	76.0
8/23/2021	12:00	0	1	2	3	16	3	0	0	0	0	0	0	0	0	0	0	0	0	0	28	34.4	25 to 35	89.3	19	67.9
8/23/2021	13:00	1	0	1	7	17	1	1	0	0	0	0	0	0	0	0	0	0	0	0	21	35	30 to 40	95.2	12	57.1
8/23/2021	14:00	0	0	1	8	9	3	0	0	0	0	0	0	0	0	0	0	0	0	0	39	34.7	30 to 40	87.2	24	61.5
8/23/2021	15:00	2	2	0	11	19	4	1	0	0	0	0	0	0	0	0	0	0	0	0	20	35	30 to 40	95.0	14	70.0
8/23/2021	16:00	0	1	0	5	11	3	0	0	0	0	0	0	0	0	0	0	0	0	0	42	34.8	30 to 40	95.2	34	81.0
8/23/2021	17:00	0	0	2	6	29	5	0	0	0	0	0	0	0	0	0	0	0	0	0	25	34.7	30 to 40	96.0	19	76.0
8/23/2021	18:00	0	0	1	5	16	3	0	0	0	0	0	0	0	0	0	0	0	0	0	15	35	30 to 40	86.7	11	73.3
8/23/2021	19:00	0	1	0	3	9	1	1	0	0	0	0	0	0	0	0	0	0	0	0	14	34.3	30 to 40	92.9	8	57.1
8/23/2021	20:00	1	0	0	5	7	1	0	0	0	0	0	0	0	0	0	0	0	0	0	1	30	20 to 30	100.0	*	*
8/23/2021	21:00	0	0	0	1	0	0	0	0	0	0	0	0	0	0	0	0	0	0	0	2	30	20 to 30	100.0	*	*
8/23/2021	22:00	0	0	1	1	0	0	0	0	0	0	0	0	0	0	0	0	0	0	0	2	35	25 to 35	100.0	1	50.0
8/23/2021	23:00	0	0	0	1	1	0	0	0	0	0	0	0	0	0	0	0	0	0	0	332	34.8	30 to 40	79.5	202	60.8
24 Hr Summary		43	11	8	68	160	36	6	0	0	0	0	0	0	0	0	0	0	0	0						

Incoming Histogram
David Blvd

from Mon-Aug-23-2021-12-00-AM to Tue-Aug-31-2021-11-59-PM

Date	Starting Hr:min	<15	15 to <20	20 to <25	25 to <30	30 to <35	35 to <40	40 to <45	45 to <50	50 to <55	55 to <60	60 to <65	65 to <70	70 to <75	75 to <80	80 to <85	85 to <90	90 to <95	95 to <100	100 to >105	Total Counts	85pct Speed	10MPH Pace	% in pace	# of Speeders	% Speeders
8/24/2021	00:00	0	0	0	0	1	0	0	0	0	0	0	0	0	0	0	0	0	0	0	1	35	25 to 35	100.0	1	100.0
8/24/2021	01:00	0	0	0	0	0	0	0	0	0	0	0	0	0	0	0	0	0	0	0	0	0	*	*	*	*
8/24/2021	02:00	0	0	0	0	1	0	0	0	0	0	0	0	0	0	0	0	0	0	0	1	35	25 to 35	100.0	1	100.0
8/24/2021	03:00	0	0	0	0	1	0	0	0	0	0	0	0	0	0	0	0	0	0	0	1	35	25 to 35	100.0	1	100.0
8/24/2021	04:00	0	0	0	0	0	0	0	0	0	0	0	0	0	0	0	0	0	0	0	0	0	*	*	*	*
8/24/2021	05:00	0	1	0	1	1	1	0	0	0	0	0	0	0	0	0	0	0	0	0	4	35	30 to 40	75.0	2	50.0
8/24/2021	06:00	1	1	0	3	1	0	0	0	0	0	0	0	0	0	0	0	0	0	0	6	30	20 to 30	66.7	1	16.7
8/24/2021	07:00	0	3	2	2	12	1	0	0	0	0	0	0	0	0	0	0	0	0	0	20	34.2	25 to 35	80.0	13	65.0
8/24/2021	08:00	0	2	0	8	7	2	0	0	0	0	0	0	0	0	0	0	0	0	0	19	34.3	30 to 40	89.5	9	47.4
8/24/2021	09:00	0	2	0	2	7	4	0	0	0	0	0	0	0	0	0	0	0	0	0	15	37.5	30 to 40	86.7	11	73.3
8/24/2021	10:00	0	3	0	4	11	3	0	0	0	0	0	0	0	0	0	0	0	0	0	21	35	30 to 40	85.7	14	66.7
8/24/2021	11:00	1	2	1	4	18	7	1	0	0	0	0	0	0	0	0	0	0	0	0	34	37.1	30 to 40	85.3	26	76.5
8/24/2021	12:00	1	2	0	5	13	7	0	0	0	0	0	0	0	0	0	0	0	0	0	28	37.1	30 to 40	89.3	20	71.4
8/24/2021	13:00	3	0	0	4	8	3	0	0	0	0	0	0	0	0	0	0	0	0	0	18	35	30 to 40	83.3	11	61.1
8/24/2021	14:00	2	2	1	10	13	5	0	0	0	0	0	0	0	0	0	0	0	0	0	33	35	30 to 40	84.8	18	54.5
8/24/2021	15:00	2	0	2	9	19	4	2	0	0	0	0	0	0	0	0	0	0	0	0	38	35	30 to 40	84.2	25	65.8
8/24/2021	16:00	0	2	0	10	23	7	1	0	0	0	0	0	0	0	0	0	0	0	0	43	36.4	30 to 40	93.0	31	72.1
8/24/2021	17:00	1	0	0	6	25	10	0	0	0	0	0	0	0	0	0	0	0	0	0	42	37	30 to 40	97.6	35	83.3
8/24/2021	18:00	0	0	1	2	10	6	0	0	0	0	0	0	0	0	0	0	0	0	0	19	37.5	30 to 40	94.7	16	84.2
8/24/2021	19:00	0	0	0	2	5	2	1	0	0	0	0	0	0	0	0	0	0	0	0	10	37.5	30 to 40	90.0	8	80.0
8/24/2021	20:00	0	1	0	4	8	1	0	0	0	0	0	0	0	0	0	0	0	0	0	14	34.4	30 to 40	92.9	9	64.3
8/24/2021	21:00	0	0	0	1	1	2	0	0	0	0	0	0	0	0	0	0	0	0	0	4	37.5	30 to 40	100.0	3	75.0
8/24/2021	22:00	0	0	0	2	2	0	0	0	0	0	0	0	0	0	0	0	0	0	0	4	32.5	25 to 35	100.0	2	50.0
8/24/2021	23:00	0	0	0	0	0	1	0	0	0	0	0	0	0	0	0	0	0	0	0	1	40	30 to 40	100.0	1	100.0
24 Hr Summary		11	21	7	79	187	66	5	0	0	0	0	0	0	0	0	0	0	0	0	376	36.1	30 to 40	88.3	258	68.6

Incoming Histogram
David Blvd

from Mon-Aug-23-2021-12-00-AM to Tue-Aug-31-2021-11-59-PM

Date	Starting Hr:min	<15	15 to <20	20 to <25	25 to <30	30 to <35	35 to <40	40 to <45	45 to <50	50 to <55	55 to <60	60 to <65	65 to <70	70 to <75	75 to <80	80 to <85	85 to <90	90 to <95	95 to <100	100 to >105	Total Counts	85pct Speed	10MPH Pace	% in pace	# of Speeders	% Speeders
8/25/2021	00:00	0	0	0	0	1	0	1	0	0	0	0	0	0	0	0	0	0	0	0	2	45	35 to 45	100.0	2	100.0
8/25/2021	01:00	0	0	0	0	0	0	0	0	0	0	0	0	0	0	0	0	0	0	0	0	0	*	*	*	*
8/25/2021	02:00	0	0	0	0	0	0	0	0	0	0	0	0	0	0	0	0	0	0	0	0	0	*	*	*	*
8/25/2021	03:00	0	0	0	0	0	0	0	0	0	0	0	0	0	0	0	0	0	0	0	0	0	*	*	*	*
8/25/2021	04:00	0	0	0	0	0	0	0	0	0	0	0	0	0	0	0	0	0	0	0	0	0	*	*	*	*
8/25/2021	05:00	0	0	0	0	1	1	0	0	0	0	0	0	0	0	0	0	0	0	0	2	40	30 to 40	100.0	2	100.0
8/25/2021	06:00	0	1	0	1	1	0	0	0	0	0	0	0	0	0	0	0	0	0	0	3	35	20 to 30	66.7	1	33.3
8/25/2021	07:00	1	0	1	0	3	2	0	0	0	0	0	0	0	0	0	0	0	0	0	7	37.5	30 to 40	71.4	5	71.4
8/25/2021	08:00	1	2	0	10	14	1	0	0	0	0	0	0	0	0	0	0	0	0	0	28	33.9	30 to 40	89.3	15	53.6
8/25/2021	09:00	0	0	1	3	7	3	0	0	0	0	0	0	0	0	0	0	0	0	0	14	36.7	30 to 40	92.9	10	71.4
8/25/2021	10:00	0	0	2	5	16	7	0	0	0	0	0	0	0	0	0	0	0	0	0	30	37.1	30 to 40	93.3	23	76.7
8/25/2021	11:00	1	2	1	1	16	3	1	0	0	0	0	0	0	0	0	0	0	0	0	25	35	30 to 40	80.0	20	80.0
8/25/2021	12:00	0	0	1	5	12	1	0	0	0	0	0	0	0	0	0	0	0	0	0	19	34.2	25 to 35	94.7	13	68.4
8/25/2021	13:00	0	0	1	2	7	3	0	0	0	0	0	0	0	0	0	0	0	0	0	13	36.7	30 to 40	92.3	10	76.9
8/25/2021	14:00	0	1	4	9	15	3	0	0	0	0	0	0	0	0	0	0	0	0	0	32	34.3	25 to 35	87.5	18	56.3
8/25/2021	15:00	2	2	0	9	13	8	1	0	0	0	0	0	0	0	0	0	0	0	0	35	37.5	30 to 40	85.7	22	62.9
8/25/2021	16:00	1	1	2	6	20	6	0	0	0	0	0	0	0	0	0	0	0	0	0	36	35.8	30 to 40	88.9	26	72.2
8/25/2021	17:00	1	0	0	5	17	6	0	0	0	0	0	0	0	0	0	0	0	0	0	29	36.7	30 to 40	96.6	23	79.3
8/25/2021	18:00	0	2	0	8	15	2	0	0	0	0	0	0	0	0	0	0	0	0	0	27	34.3	30 to 40	92.6	17	63.0
8/25/2021	19:00	1	0	0	2	6	1	0	0	0	0	0	0	0	0	0	0	0	0	0	10	34.2	30 to 40	90.0	7	70.0
8/25/2021	20:00	0	0	2	7	11	1	0	0	0	0	0	0	0	0	0	0	0	0	0	21	34.1	25 to 35	95.2	12	57.1
8/25/2021	21:00	3	0	0	1	2	1	0	0	0	0	0	0	0	0	0	0	0	0	0	7	35	30 to 40	57.1	3	42.9
8/25/2021	22:00	0	1	1	1	1	0	1	0	0	0	0	0	0	0	0	0	0	0	0	5	35	20 to 30	60.0	2	40.0
8/25/2021	23:00	0	0	0	0	2	1	0	0	0	0	0	0	0	0	0	0	0	0	0	3	40	30 to 40	100.0	3	100.0
24 Hr Summary		11	12	16	75	180	50	4	0	0	0	0	0	0	0	0	0	0	0	0	348	35.2	30 to 40	87.6	234	67.2

Incoming Histogram
David Blvd

from Mon-Aug-23-2021-12-00-AM to Tue-Aug-31-2021-11-59-PM

Date	Starting Hr:min	<15	15 to <20	20 to <25	25 to <30	30 to <35	35 to <40	40 to <45	45 to <50	50 to <55	55 to <60	60 to <65	65 to <70	70 to <75	75 to <80	80 to <85	85 to <90	90 to <95	95 to <100	100 to >105	Total Counts	85pct Speed	10MPH Pace	% in pace	# of Speeders	% Speeders
8/26/2021	00:00	0	0	0	0	0	1	0	0	0	0	0	0	0	0	0	0	0	0	0	1	40	30 to 40	100.0	1	100.0
8/26/2021	01:00	0	0	0	0	1	0	0	0	0	0	0	0	0	0	0	0	0	0	0	1	35	25 to 35	100.0	1	100.0
8/26/2021	02:00	0	0	0	0	0	0	0	0	0	0	0	0	0	0	0	0	0	0	0	0	0	*	*	*	*
8/26/2021	03:00	0	0	0	0	0	0	0	0	0	0	0	0	0	0	0	0	0	0	0	0	0	*	*	*	*
8/26/2021	04:00	0	0	0	0	0	0	0	0	0	0	0	0	0	0	0	0	0	0	0	0	0	*	*	*	*
8/26/2021	05:00	0	0	0	0	1	0	0	1	0	0	0	0	0	0	0	0	0	0	0	2	50	25 to 35	50.0	2	100.0
8/26/2021	06:00	0	1	0	1	1	0	0	0	0	0	0	0	0	0	0	0	0	0	0	3	35	20 to 30	66.7	1	33.3
8/26/2021	07:00	0	0	0	5	3	2	0	0	0	0	0	0	0	0	0	0	0	0	0	10	35	30 to 40	100.0	5	50.0
8/26/2021	08:00	2	3	1	8	11	3	0	0	0	0	0	0	0	0	0	0	0	0	0	28	34.5	30 to 40	78.6	14	50.0
8/26/2021	09:00	1	1	3	4	3	0	0	0	0	0	0	0	0	0	0	0	0	0	0	12	31.7	25 to 35	83.3	3	25.0
8/26/2021	10:00	0	2	0	3	7	2	0	0	0	0	0	0	0	0	0	0	0	0	0	14	35	30 to 40	85.7	9	64.3
8/26/2021	11:00	0	1	0	4	11	7	1	0	0	0	0	0	0	0	0	0	0	0	0	24	37.9	30 to 40	91.7	19	79.2
8/26/2021	12:00	0	0	2	5	13	9	1	0	0	0	0	0	0	0	0	0	0	0	0	30	38.3	30 to 40	90.0	23	76.7
8/26/2021	13:00	0	1	0	8	10	4	0	0	0	0	0	0	0	0	0	0	0	0	0	23	36.2	30 to 40	95.7	14	60.9
8/26/2021	14:00	0	0	2	4	10	7	0	0	0	0	0	0	0	0	0	0	0	0	0	23	37.9	30 to 40	91.3	17	73.9
8/26/2021	15:00	2	2	2	10	22	4	0	0	0	0	0	0	0	0	0	0	0	0	0	42	34.5	30 to 40	85.7	26	61.9
8/26/2021	16:00	0	2	0	7	15	10	0	0	0	0	0	0	0	0	0	0	0	0	0	34	37.5	30 to 40	94.1	25	73.5
8/26/2021	17:00	0	1	2	11	19	4	1	0	0	0	0	0	0	0	0	0	0	0	0	38	34.7	30 to 40	89.5	24	63.2
8/26/2021	18:00	0	1	0	4	10	3	0	0	0	0	0	0	0	0	0	0	0	0	0	18	35	30 to 40	94.4	13	72.2
8/26/2021	19:00	0	0	3	5	10	4	0	0	0	0	0	0	0	0	0	0	0	0	0	22	36.2	30 to 40	86.4	14	63.6
8/26/2021	20:00	0	0	0	9	7	2	0	0	0	0	0	0	0	0	0	0	0	0	0	18	34.3	30 to 40	100.0	9	50.0
8/26/2021	21:00	0	0	0	2	5	0	0	0	0	0	0	0	0	0	0	0	0	0	0	7	34	25 to 35	100.0	5	71.4
8/26/2021	22:00	0	1	0	6	1	0	1	0	0	0	0	0	0	0	0	0	0	0	0	9	35	20 to 30	77.8	2	22.2
8/26/2021	23:00	0	0	0	0	1	1	0	0	0	0	0	0	0	0	0	0	0	0	0	2	40	30 to 40	100.0	2	100.0
24 Hr Summary		5	16	15	96	161	63	4	1	0	0	0	0	0	0	0	0	0	0	0	361	36.1	30 to 40	88.6	229	63.4

Incoming Histogram
David Blvd

from Mon-Aug-23-2021-12-00-AM to Tue-Aug-31-2021-11-59-PM

Date	Starting Hr:min	<15	15 to <20	20 to <25	25 to <30	30 to <35	35 to <40	40 to <45	45 to <50	50 to <55	55 to <60	60 to <65	65 to <70	70 to <75	75 to <80	80 to <85	85 to <90	90 to <95	95 to <100	100 to >105	Total Counts	85pct Speed	10MPH Pace	% in pace	# of Speeders	% Speeders
8/27/2021	00:00	0	0	0	4	0	0	0	0	0	0	0	0	0	0	0	0	0	0	0	4	28.8	20 to 30	100.0	*	*
8/27/2021	01:00	1	0	0	1	0	0	0	0	0	0	0	0	0	0	0	0	0	0	0	2	30	5 to 15	50.0	*	*
8/27/2021	02:00	0	0	0	0	1	0	0	0	0	0	0	0	0	0	0	0	0	0	0	1	35	25 to 35	100.0	1	100.0
8/27/2021	03:00	0	0	0	0	2	0	0	0	0	0	0	0	0	0	0	0	0	0	0	2	35	25 to 35	100.0	2	100.0
8/27/2021	04:00	0	1	1	1	2	0	0	0	0	0	0	0	0	0	0	0	0	0	0	5	32.5	25 to 35	80.0	2	40.0
8/27/2021	05:00	0	1	0	0	0	1	0	0	0	0	0	0	0	0	0	0	0	0	0	2	40	10 to 20	50.0	1	50.0
8/27/2021	06:00	0	0	0	3	1	0	0	0	0	0	0	0	0	0	0	0	0	0	0	4	30	25 to 35	100.0	1	25.0
8/27/2021	07:00	1	4	1	3	6	1	0	0	0	0	0	0	0	0	0	0	0	0	0	16	34.2	25 to 35	62.5	7	43.8
8/27/2021	08:00	1	0	1	3	16	4	0	0	0	0	0	0	0	0	0	0	0	0	0	25	35	30 to 40	92.0	20	80.0
8/27/2021	09:00	0	0	0	7	11	3	0	0	0	0	0	0	0	0	0	0	0	0	0	21	35	30 to 40	100.0	14	66.7
8/27/2021	10:00	2	0	0	6	10	4	0	0	0	0	0	0	0	0	0	0	0	0	0	22	36.2	30 to 40	90.9	14	63.6
8/27/2021	11:00	1	0	0	9	13	5	0	0	0	0	0	0	0	0	0	0	0	0	0	28	36	30 to 40	96.4	18	64.3
8/27/2021	12:00	1	0	3	5	15	3	0	0	0	0	0	0	0	0	0	0	0	0	0	27	34.7	25 to 35	85.2	18	66.7
8/27/2021	13:00	0	0	0	4	13	4	0	0	0	0	0	0	0	0	0	0	0	0	0	21	36.2	30 to 40	100.0	17	81.0
8/27/2021	14:00	3	1	1	2	9	3	0	0	0	0	0	0	0	0	0	0	0	0	0	19	35	30 to 40	73.7	12	63.2
8/27/2021	15:00	0	3	2	10	21	1	1	0	0	0	0	0	0	0	0	0	0	0	0	38	34	25 to 35	86.8	23	60.5
8/27/2021	16:00	0	0	0	9	21	11	0	0	0	0	0	0	0	0	0	0	0	0	0	41	37.3	30 to 40	100.0	32	78.0
8/27/2021	17:00	1	2	2	6	26	8	0	0	0	0	0	0	0	0	0	0	0	0	0	45	35.6	30 to 40	88.9	34	75.6
8/27/2021	18:00	0	2	0	5	19	6	2	0	0	0	0	0	0	0	0	0	0	0	0	34	37.5	30 to 40	88.2	27	79.4
8/27/2021	19:00	1	0	0	2	15	2	0	0	0	0	0	0	0	0	0	0	0	0	0	20	34.7	30 to 40	95.0	17	85.0
8/27/2021	20:00	0	0	0	2	5	0	0	0	0	0	0	0	0	0	0	0	0	0	0	7	34	25 to 35	100.0	5	71.4
8/27/2021	21:00	1	0	2	4	7	0	0	0	0	0	0	0	0	0	0	0	0	0	0	14	33.6	25 to 35	92.9	7	50.0
8/27/2021	22:00	0	0	1	5	3	1	0	0	0	0	0	0	0	0	0	0	0	0	0	10	33.3	25 to 35	90.0	4	40.0
8/27/2021	23:00	0	0	0	1	3	1	0	0	0	0	0	0	0	0	0	0	0	0	0	5	35	30 to 40	100.0	4	80.0
24 Hr Summary		13	14	14	92	219	58	3	0	0	0	0	0	0	0	0	0	0	0	0	413	35	30 to 40	89.3	280	67.8

Incoming Histogram
David Blvd

from Mon-Aug-23-2021-12-00-AM to Tue-Aug-31-2021-11-59-PM

Date	Starting Hr:min	<15	15 to <20	20 to <25	25 to <30	30 to <35	35 to <40	40 to <45	45 to <50	50 to <55	55 to <60	60 to <65	65 to <70	70 to <75	75 to <80	80 to <85	85 to <90	90 to <95	95 to <100	100 to >105	Total Counts	85pct Speed	10MPH Pace	% in pace	# of Speeders	% Speeders
8/28/2021	00:00	0	1	0	1	1	1	0	0	0	0	0	0	0	0	0	0	0	0	0	4	35	30 to 40	75.0	2	50.0
8/28/2021	01:00	0	0	0	0	0	0	0	0	0	0	0	0	0	0	0	0	0	0	0	0	0	*	*	*	*
8/28/2021	02:00	0	1	0	1	1	0	0	0	0	0	0	0	0	0	0	0	0	0	0	3	35	20 to 30	66.7	1	33.3
8/28/2021	03:00	0	0	0	0	0	0	0	0	0	0	0	0	0	0	0	0	0	0	0	0	0	*	*	*	*
8/28/2021	04:00	0	0	0	0	0	0	0	0	0	0	0	0	0	0	0	0	0	0	0	0	0	*	*	*	*
8/28/2021	05:00	0	0	0	0	0	0	0	0	0	0	0	0	0	0	0	0	0	0	0	0	0	*	*	*	*
8/28/2021	06:00	0	0	0	1	1	1	0	0	0	0	0	0	0	0	0	0	0	0	0	3	40	30 to 40	100.0	2	66.7
8/28/2021	07:00	0	0	0	1	2	2	0	0	0	0	0	0	0	0	0	0	0	0	0	5	37.5	30 to 40	100.0	4	80.0
8/28/2021	08:00	0	1	0	3	3	2	0	0	0	0	0	0	0	0	0	0	0	0	0	9	37.5	30 to 40	88.9	5	55.6
8/28/2021	09:00	0	0	2	3	9	5	1	0	0	0	0	0	0	0	0	0	0	0	0	20	38	30 to 40	85.0	15	75.0
8/28/2021	10:00	0	3	1	1	14	5	0	0	0	0	0	0	0	0	0	0	0	0	0	24	36	30 to 40	83.3	19	79.2
8/28/2021	11:00	1	3	1	5	5	5	0	0	0	0	0	0	0	0	0	0	0	0	0	20	37	30 to 40	75.0	10	50.0
8/28/2021	12:00	0	2	0	7	10	7	0	0	0	0	0	0	0	0	0	0	0	0	0	26	37.1	30 to 40	92.3	17	65.4
8/28/2021	13:00	113	1	0	1	6	8	0	1	0	0	0	0	0	0	0	0	0	0	0	130	9.9	10 to 20	87.7	15	11.5
8/28/2021	14:00	0	0	0	6	16	3	0	0	0	0	0	0	0	0	0	0	0	0	0	25	34.7	30 to 40	100.0	19	76.0
8/28/2021	15:00	1	1	0	2	10	2	0	0	0	0	0	0	0	0	0	0	0	0	0	16	35	30 to 40	87.5	12	75.0
8/28/2021	16:00	0	0	2	7	15	3	0	1	0	0	0	0	0	0	0	0	0	0	0	28	35	30 to 40	89.3	19	67.9
8/28/2021	17:00	0	1	0	4	6	3	0	0	0	0	0	0	0	0	0	0	0	0	0	14	36.7	30 to 40	92.9	9	64.3
8/28/2021	18:00	0	1	0	1	9	3	0	0	0	0	0	0	0	0	0	0	0	0	0	14	36.7	30 to 40	92.9	12	85.7
8/28/2021	19:00	0	1	1	7	6	4	1	0	0	0	0	0	0	0	0	0	0	0	0	20	37.5	30 to 40	85.0	11	55.0
8/28/2021	20:00	0	1	0	6	7	0	0	0	0	0	0	0	0	0	0	0	0	0	0	14	33.6	25 to 35	92.9	7	50.0
8/28/2021	21:00	1	0	0	1	7	3	0	0	0	0	0	0	0	0	0	0	0	0	0	12	36.7	30 to 40	91.7	10	83.3
8/28/2021	22:00	1	0	0	1	2	1	0	0	0	0	0	0	0	0	0	0	0	0	0	5	35	30 to 40	80.0	3	60.0
8/28/2021	23:00	0	0	1	0	3	0	0	0	0	0	0	0	0	0	0	0	0	0	0	4	33.3	25 to 35	100.0	3	75.0
24 Hr Summary		117	17	8	59	133	58	2	2	0	0	0	0	0	0	0	0	0	0	0	396	35.3	30 to 40	63.1	195	49.2

Incoming Histogram
David Blvd

from Mon-Aug-23-2021-12-00-AM to Tue-Aug-31-2021-11-59-PM

Date	Starting Hr:min	<15	15 to <20	20 to <25	25 to <30	30 to <35	35 to <40	40 to <45	45 to <50	50 to <55	55 to <60	60 to <65	65 to <70	70 to <75	75 to <80	80 to <85	85 to <90	90 to <95	95 to <100	100 to >105	Total Counts	85pct Speed	10MPH Pace	% in pace	# of Speeders	% Speeders
8/29/2021	00:00	0	0	0	0	1	0	0	0	0	0	0	0	0	0	0	0	0	0	0	1	35	25 to 35	100.0	1	100.0
8/29/2021	01:00	0	0	0	0	0	0	0	0	0	0	0	0	0	0	0	0	0	0	0	0	0	*	*	*	*
8/29/2021	02:00	0	0	0	0	1	0	1	0	0	0	0	0	0	0	0	0	0	0	0	2	45	35 to 45	100.0	2	100.0
8/29/2021	03:00	0	0	0	0	0	0	0	0	0	0	0	0	0	0	0	0	0	0	0	0	0	*	*	*	*
8/29/2021	04:00	0	0	0	1	0	0	0	0	0	0	0	0	0	0	0	0	0	0	0	1	30	20 to 30	100.0	*	*
8/29/2021	05:00	0	0	0	1	0	0	0	0	0	0	0	0	0	0	0	0	0	0	0	1	30	20 to 30	100.0	*	*
8/29/2021	06:00	0	0	0	1	0	0	0	0	0	0	0	0	0	0	0	0	0	0	0	1	30	20 to 30	100.0	*	*
8/29/2021	07:00	0	0	0	1	1	1	0	0	0	0	0	0	0	0	0	0	0	0	0	3	40	30 to 40	100.0	2	66.7
8/29/2021	08:00	0	0	1	3	3	1	1	0	0	0	0	0	0	0	0	0	0	0	0	9	40	25 to 35	77.8	5	55.6
8/29/2021	09:00	1	1	0	4	14	1	1	0	0	0	0	0	0	0	0	0	0	0	0	22	34.6	30 to 40	86.4	16	72.7
8/29/2021	10:00	0	0	1	6	10	2	2	0	0	0	0	0	0	0	0	0	0	0	0	21	37.5	30 to 40	85.7	14	66.7
8/29/2021	11:00	1	3	0	2	7	3	0	0	0	0	0	0	0	0	0	0	0	0	0	16	36.7	30 to 40	75.0	10	62.5
8/29/2021	12:00	1	1	0	7	13	6	0	0	0	0	0	0	0	0	0	0	0	0	0	28	36.7	30 to 40	92.9	19	67.9
8/29/2021	13:00	1	0	1	1	16	3	0	0	0	0	0	0	0	0	0	0	0	0	0	22	35	30 to 40	90.9	19	86.4
8/29/2021	14:00	0	0	0	2	13	4	1	0	0	0	0	0	0	0	0	0	0	0	0	20	37.5	30 to 40	95.0	18	90.0
8/29/2021	15:00	0	1	2	3	10	2	0	0	0	0	0	0	0	0	0	0	0	0	0	18	34.5	25 to 35	83.3	12	66.7
8/29/2021	16:00	1	0	1	6	10	7	1	0	0	0	0	0	0	0	0	0	0	0	0	26	37.9	30 to 40	88.5	18	69.2
8/29/2021	17:00	1	2	0	3	5	3	0	0	0	0	0	0	0	0	0	0	0	0	0	14	36.7	30 to 40	78.6	8	57.1
8/29/2021	18:00	0	0	1	5	13	1	1	0	0	0	0	0	0	0	0	0	0	0	0	21	34.6	25 to 35	90.5	15	71.4
8/29/2021	19:00	0	0	1	3	11	2	0	0	0	0	0	0	0	0	0	0	0	0	0	17	34.5	30 to 40	94.1	13	76.5
8/29/2021	20:00	0	1	1	5	6	0	0	0	0	0	0	0	0	0	0	0	0	0	0	13	33.3	25 to 35	92.3	6	46.2
8/29/2021	21:00	0	0	1	6	1	1	0	0	0	0	0	0	0	0	0	0	0	0	0	9	35	25 to 35	88.9	2	22.2
8/29/2021	22:00	0	0	0	0	2	0	0	0	0	0	0	0	0	0	0	0	0	0	0	2	35	25 to 35	100.0	2	100.0
8/29/2021	23:00	0	0	0	0	2	0	0	0	0	0	0	0	0	0	0	0	0	0	0	2	35	25 to 35	100.0	2	100.0
24 Hr Summary		6	9	10	60	139	37	8	0	0	0	0	0	0	0	0	0	0	0	0	269	35.7	30 to 40	87.7	184	68.4

Incoming Histogram
David Blvd

from Mon-Aug-23-2021-12-00-AM to Tue-Aug-31-2021-11-59-PM

Date	Starting Hr:min	<15	15 to <20	20 to <25	25 to <30	30 to <35	35 to <40	40 to <45	45 to <50	50 to <55	55 to <60	60 to <65	65 to <70	70 to <75	75 to <80	80 to <85	85 to <90	90 to <95	95 to <100	100 to >105	Total Counts	85pct Speed	10MPH Pace	% in pace	# of Speeders	% Speeders
8/30/2021	00:00	1	0	0	0	1	0	0	0	0	0	0	0	0	0	0	0	0	0	0	2	35	5 to 15	50.0	1	50.0
8/30/2021	01:00	0	0	0	1	1	0	0	0	0	0	0	0	0	0	0	0	0	0	0	2	35	25 to 35	100.0	1	50.0
8/30/2021	02:00	0	0	0	0	0	0	0	0	0	0	0	0	0	0	0	0	0	0	0	0	0	*	*	*	*
8/30/2021	03:00	0	0	0	0	1	0	0	0	0	0	0	0	0	0	0	0	0	0	0	1	35	25 to 35	100.0	1	100.0
8/30/2021	04:00	1	0	0	0	2	1	0	0	0	0	0	0	0	0	0	0	0	0	0	4	35	30 to 40	75.0	3	75.0
8/30/2021	05:00	0	0	1	0	1	1	0	1	0	0	0	0	0	0	0	0	0	0	0	4	40	25 to 35	50.0	3	75.0
8/30/2021	06:00	0	0	0	1	3	0	0	0	0	0	0	0	0	0	0	0	0	0	0	4	33.3	25 to 35	100.0	3	75.0
8/30/2021	07:00	2	3	0	2	6	0	0	0	0	0	0	0	0	0	0	0	0	0	0	13	33.3	25 to 35	61.5	6	46.2
8/30/2021	08:00	1	1	1	3	12	7	0	0	0	0	0	0	0	0	0	0	0	0	0	25	37.1	30 to 40	88.0	19	76.0
8/30/2021	09:00	0	1	0	6	9	5	0	0	0	0	0	0	0	0	0	0	0	0	0	21	37	30 to 40	95.2	14	66.7
8/30/2021	10:00	1	2	2	5	10	3	0	0	0	0	0	0	0	0	0	0	0	0	0	23	35	30 to 40	78.3	13	56.5
8/30/2021	11:00	0	1	0	2	14	4	0	0	0	0	0	0	0	0	0	0	0	0	0	21	36.2	30 to 40	95.2	18	85.7
8/30/2021	12:00	0	0	1	6	16	8	1	0	0	0	0	0	0	0	0	0	0	0	0	32	37.5	30 to 40	93.8	25	78.1
8/30/2021	13:00	3	0	2	6	13	4	0	0	0	0	0	0	0	0	0	0	0	0	0	28	35	30 to 40	82.1	17	60.7
8/30/2021	14:00	1	1	3	4	13	4	0	0	0	0	0	0	0	0	0	0	0	0	0	26	35	30 to 40	80.8	17	65.4
8/30/2021	15:00	2	2	1	5	18	7	1	0	0	0	0	0	0	0	0	0	0	0	0	36	37.1	30 to 40	83.3	26	72.2
8/30/2021	16:00	1	2	2	9	11	4	1	1	0	0	0	0	0	0	0	0	0	0	0	31	36.2	30 to 40	77.4	17	54.8
8/30/2021	17:00	2	1	0	6	28	6	0	0	0	0	0	0	0	0	0	0	0	0	0	43	35	30 to 40	93.0	34	79.1
8/30/2021	18:00	0	0	0	5	16	5	1	0	0	0	0	0	0	0	0	0	0	0	0	27	37	30 to 40	96.3	22	81.5
8/30/2021	19:00	0	0	0	7	8	3	0	0	0	0	0	0	0	0	0	0	0	0	0	18	35	30 to 40	100.0	11	61.1
8/30/2021	20:00	0	1	1	4	5	2	0	0	0	0	0	0	0	0	0	0	0	0	0	13	35	30 to 40	84.6	7	53.8
8/30/2021	21:00	0	0	0	1	1	1	0	0	0	0	0	0	0	0	0	0	0	0	0	3	40	30 to 40	100.0	2	66.7
8/30/2021	22:00	0	0	0	0	4	1	0	0	0	0	0	0	0	0	0	0	0	0	0	5	35	30 to 40	100.0	5	100.0
8/30/2021	23:00	1	1	1	0	2	1	0	0	0	0	0	0	0	0	0	0	0	0	0	6	35	15 to 25	50.0	3	50.0
24 Hr Summary		16	16	15	73	195	67	4	2	0	0	0	0	0	0	0	0	0	0	0	388	36.1	30 to 40	86.3	268	69.1

Incoming Histogram
David Blvd

from Mon-Aug-23-2021-12-00-AM to Tue-Aug-31-2021-11-59-PM

Date	Starting Hr:min	<15	15 to <20	20 to <25	25 to <30	30 to <35	35 to <40	40 to <45	45 to <50	50 to <55	55 to <60	60 to <65	65 to <70	70 to <75	75 to <80	80 to <85	85 to <90	90 to <95	95 to <100	100 to >105	Total Counts	85pct Speed	10MPH Pace	% in pace	# of Speeders	% Speeders
8/31/2021	00:00	0	1	0	0	2	0	0	0	0	0	0	0	0	0	0	0	0	0	0	3	35	25 to 35	66.7	2	66.7
8/31/2021	01:00	0	0	0	0	0	0	0	0	0	0	0	0	0	0	0	0	0	0	0	0	0	*	*	*	*
8/31/2021	02:00	0	1	0	1	0	0	0	0	0	0	0	0	0	0	0	0	0	0	0	2	30	20 to 30	100.0	*	*
8/31/2021	03:00	0	0	0	0	0	0	0	0	0	0	0	0	0	0	0	0	0	0	0	0	0	*	*	*	*
8/31/2021	04:00	0	0	0	0	0	0	0	0	0	0	0	0	0	0	0	0	0	0	0	0	0	*	*	*	*
8/31/2021	05:00	0	1	0	0	2	0	0	0	0	0	0	0	0	0	0	0	0	0	0	3	35	25 to 35	66.7	2	66.7
8/31/2021	06:00	0	0	0	5	1	0	0	0	0	0	0	0	0	0	0	0	0	0	0	6	30	25 to 35	100.0	1	16.7
8/31/2021	07:00	3	2	4	2	6	3	0	0	0	0	0	0	0	0	0	0	0	0	0	20	35	25 to 35	60.0	9	45.0
8/31/2021	08:00	1	3	1	8	6	3	1	0	0	0	0	0	0	0	0	0	0	0	0	23	36.7	30 to 40	73.9	10	43.5
8/31/2021	09:00	1	2	0	6	6	1	0	0	0	0	0	0	0	0	0	0	0	0	0	16	34.2	30 to 40	81.3	7	43.8
8/31/2021	10:00	2	0	1	4	10	2	1	0	0	0	0	0	0	0	0	0	0	0	0	20	35	30 to 40	80.0	13	65.0
8/31/2021	11:00	1	2	0	4	9	9	0	0	0	0	0	0	0	0	0	0	0	0	0	25	37.8	30 to 40	88.0	18	72.0
8/31/2021	12:00	0	1	1	2	17	3	0	1	0	0	0	0	0	0	0	0	0	0	0	25	35	30 to 40	88.0	21	84.0
8/31/2021	13:00	0	1	1	6	13	7	0	0	0	0	0	0	0	0	0	0	0	0	0	28	37.1	30 to 40	92.9	20	71.4
8/31/2021	14:00	2	0	1	6	16	3	1	0	0	0	0	0	0	0	0	0	0	0	0	29	35	30 to 40	86.2	20	69.0
8/31/2021	15:00	1	2	2	8	28	8	0	0	0	0	0	0	0	0	0	0	0	0	0	49	35.6	30 to 40	89.8	36	73.5
8/31/2021	16:00	0	0	0	6	22	9	1	0	0	0	0	0	0	0	0	0	0	0	0	38	37.2	30 to 40	97.4	32	84.2
8/31/2021	17:00	0	2	1	4	18	8	4	0	0	0	0	0	0	0	0	0	0	0	0	37	38.8	30 to 40	81.1	30	81.1
8/31/2021	18:00	0	1	0	6	14	6	0	0	0	0	0	0	0	0	0	0	0	0	0	27	36.7	30 to 40	96.3	20	74.1
8/31/2021	19:00	0	0	0	3	9	4	0	0	0	0	0	0	0	0	0	0	0	0	0	16	37.5	30 to 40	100.0	13	81.3
8/31/2021	20:00	0	0	0	7	4	1	0	0	0	0	0	0	0	0	0	0	0	0	0	12	33.8	30 to 40	100.0	5	41.7
8/31/2021	21:00	0	0	1	3	1	0	0	0	0	0	0	0	0	0	0	0	0	0	0	5	30	25 to 35	100.0	1	20.0
8/31/2021	22:00	0	0	0	3	1	1	0	0	0	0	0	0	0	0	0	0	0	0	0	5	35	30 to 40	100.0	2	40.0
8/31/2021	23:00	0	1	0	0	0	1	0	0	0	0	0	0	0	0	0	0	0	0	0	2	40	10 to 20	50.0	1	50.0
24 Hr Summary		11	20	13	84	185	69	8	1	0	0	0	0	0	0	0	0	0	0	0	391	36.4	30 to 40	86.4	263	67.3

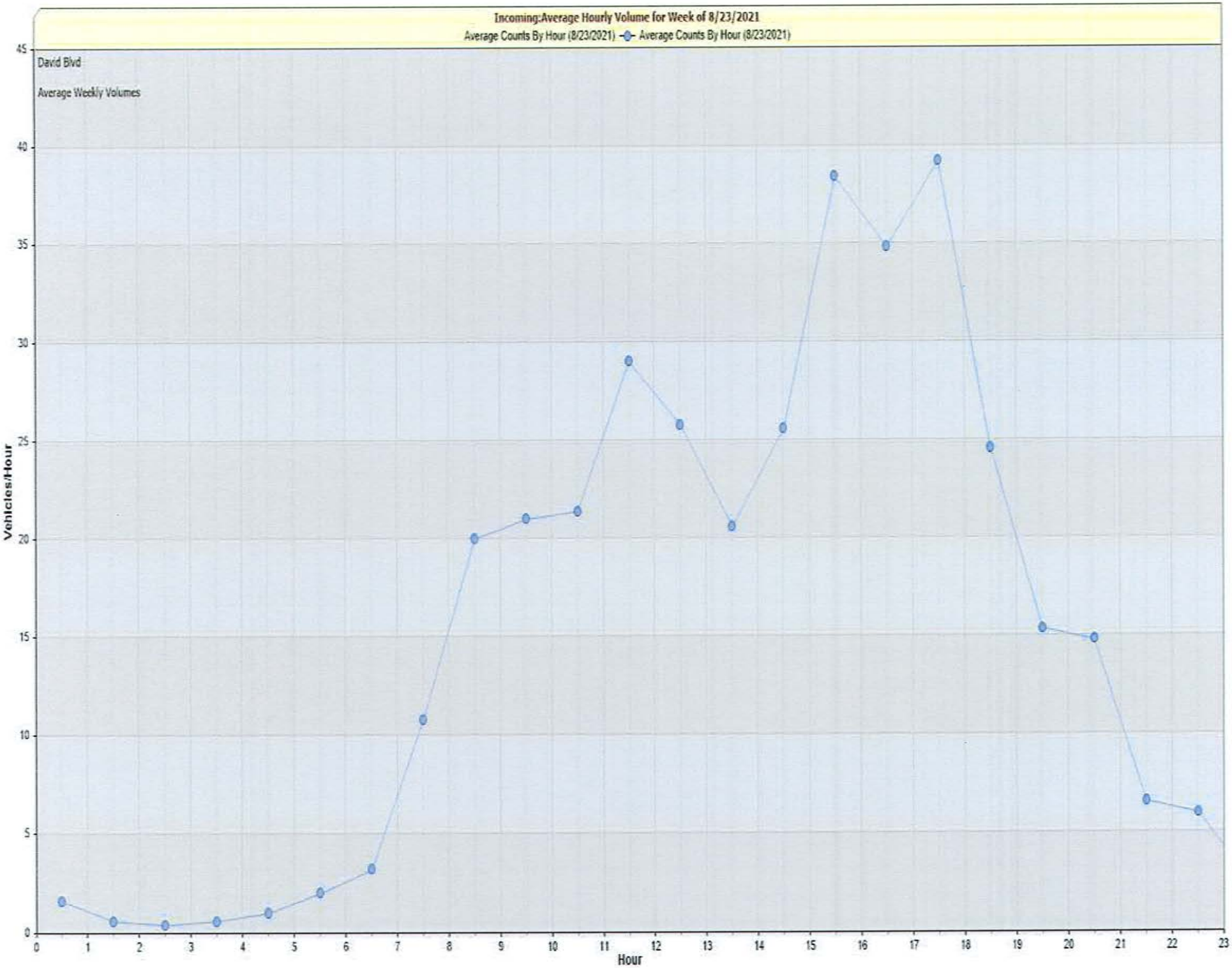
Incoming:Average Hourly Volume for Week of 8/23/2021
Average Counts By Hour (8/23/2021)
Average Counts By Hour (8/23/2021)
David Blvd
Average Weekly Volumes
Vehicles/Hour
Hour
0
5
10
15
20
25
30
35
40
45
0 1 2 3 4 5 6 7 8 9 10 11 12 13 14 15 16 17 18 19 20 21 22 23

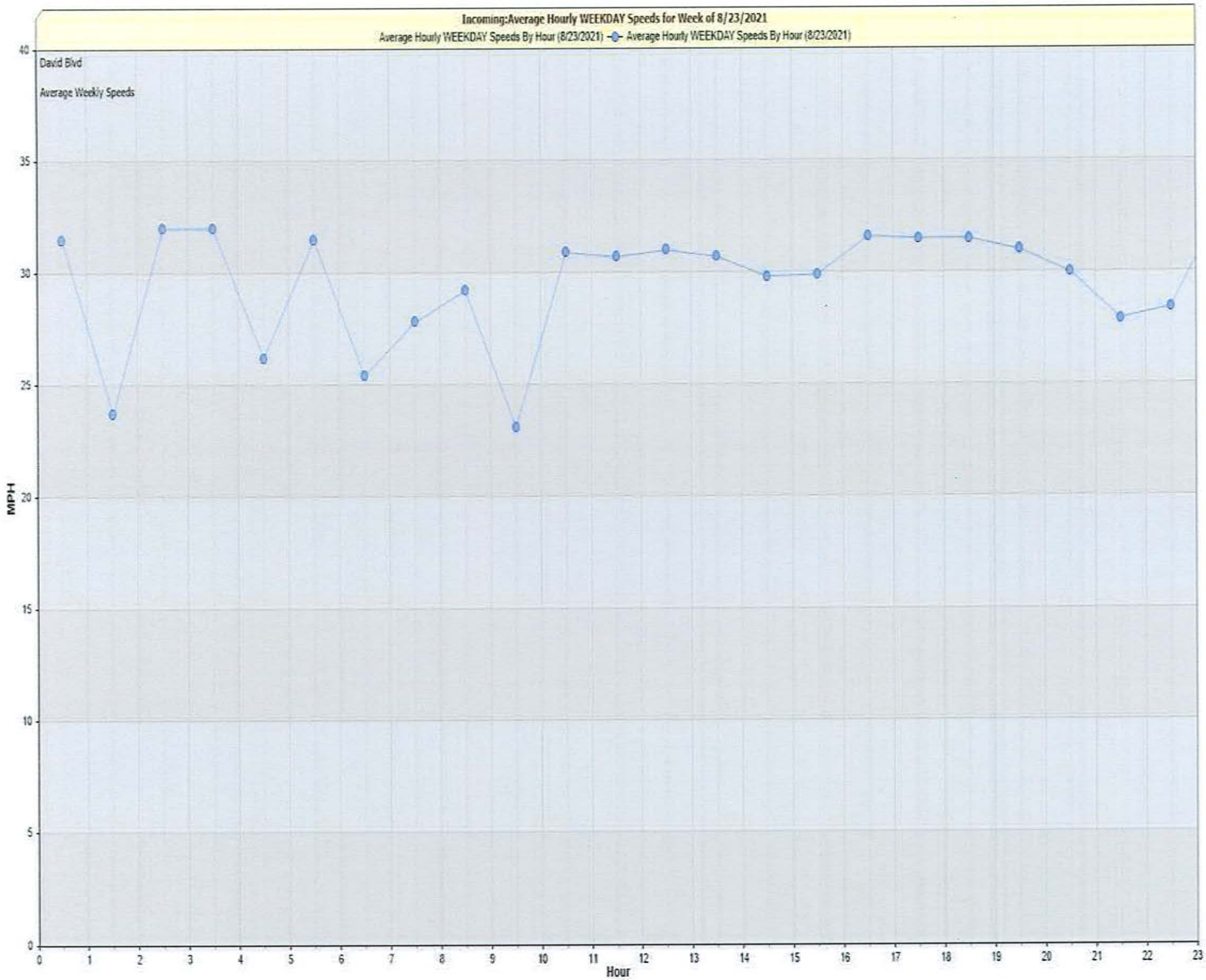
Incoming:Average Hourly WEEKDAY Speeds for Week of 8/23/2021
Average Hourly WEEKDAY Speeds By Hour (8/23/2021) Average Hourly WEEKDAY Speeds By Hour (8/23/2021)
David Blvd
Average Weekly Speeds
MPH
Hour
0
5
10
15
20
25
30
35
40
0 1 2 3 4 5 6 7 8 9 10 11 12 13 14 15 16 17 18 19 20 21 22 23

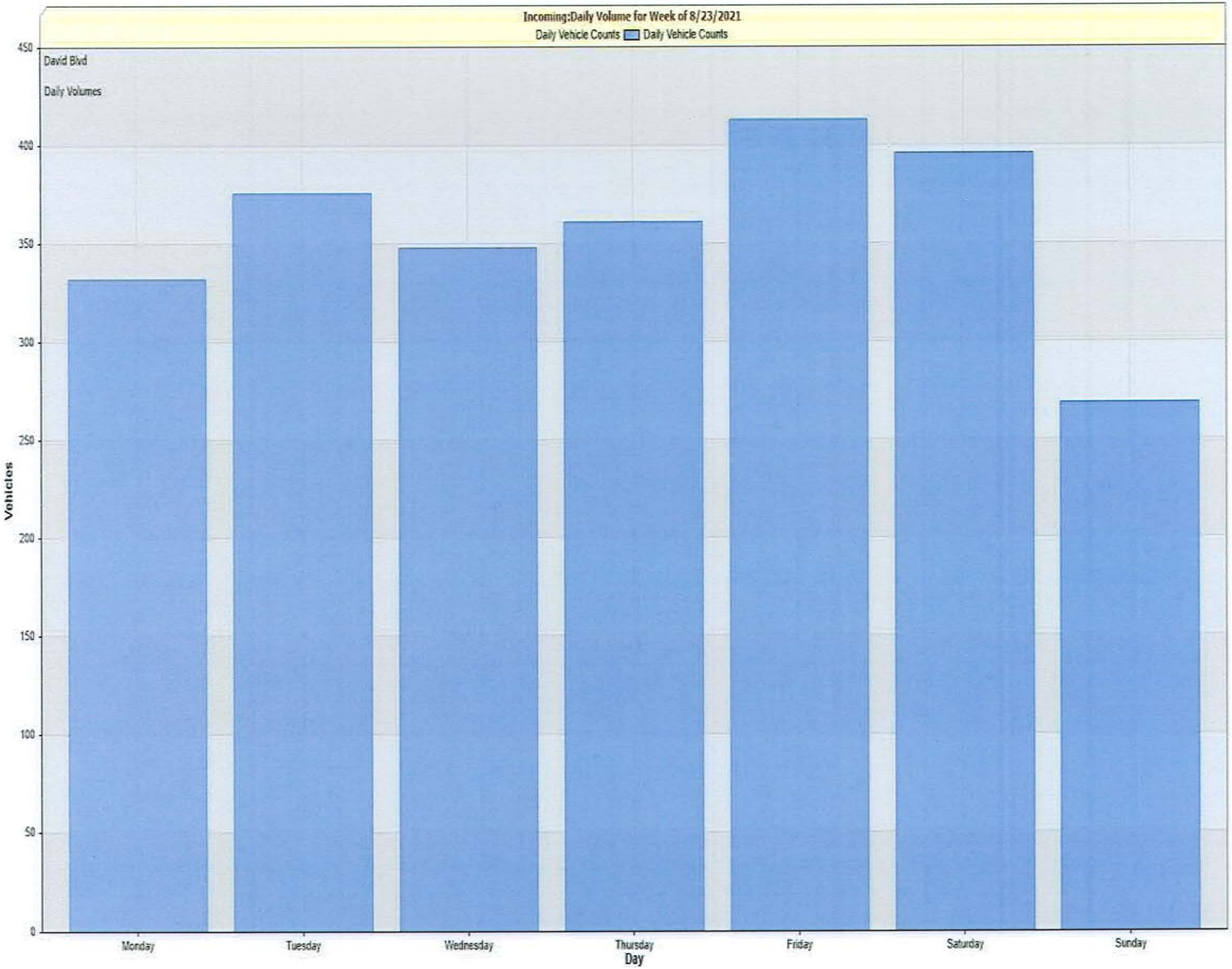
Incoming:Daily Volume for Week of 8/23/2021
Daily Vehicle Counts
Daily Vehicle Counts
David Blvd
Daily Volumes
Vehicles
450
400
350
300
250
200
150
100
50
0
Monday
Tuesday
Wednesday
Thursday
Friday
Saturday
Sunday
Day

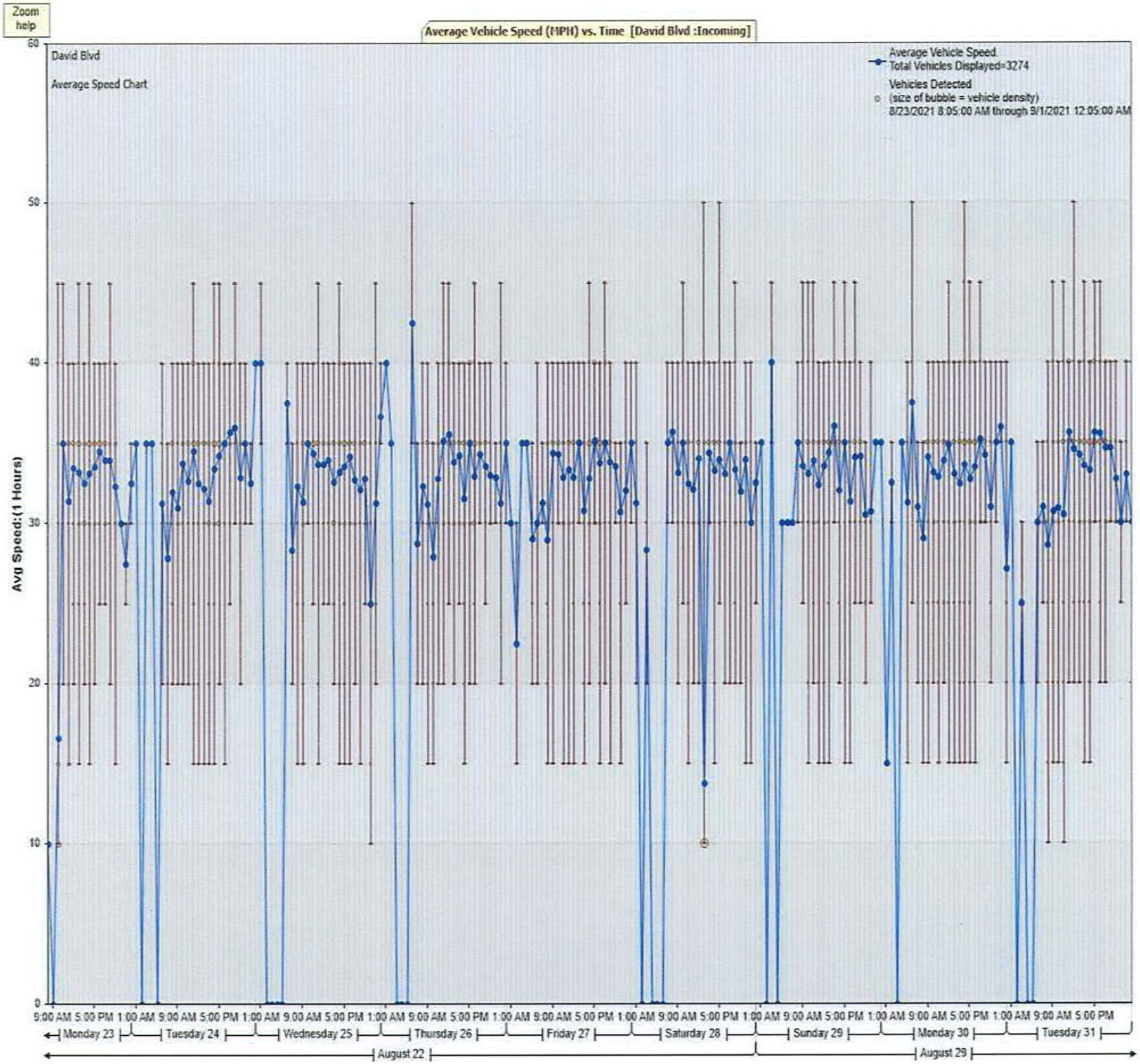
Zoom help
Average Vehicle Speed (MPH) vs. Time [David Blvd :Incoming]
David Blvd
Average Speed Chart
Average Vehicle Speed.
Total Vehicles Displayed=3274
Vehicles Detected
(size of bubble = vehicle density)
8/23/2021 8:05:00 AM through 9/1/2021 12:05:00 AM
Avg Speed:(1 Hours)
60
50
40
30
20
10
0
9:00 AM 5:00 PM 1:00 AM 9:00 AM 5:00 PM 1:00 AM 9:00 AM 5:00 PM 1:00 AM 9:00 AM 5:00 PM 1:00 AM 9:00 AM 5:00 PM 1:00 AM 9:00 AM 5:00 PM 1:00 AM 9:00 AM 5:00 PM 1:00 AM 9:00 AM 5:00 PM 1:00 AM 9:00 AM 5:00 PM
Monday 23
Tuesday 24
Wednesday 25
Thursday 26
Friday 27
Saturday 28
Sunday 29
Monday 30
Tuesday 31
August 22
August 29

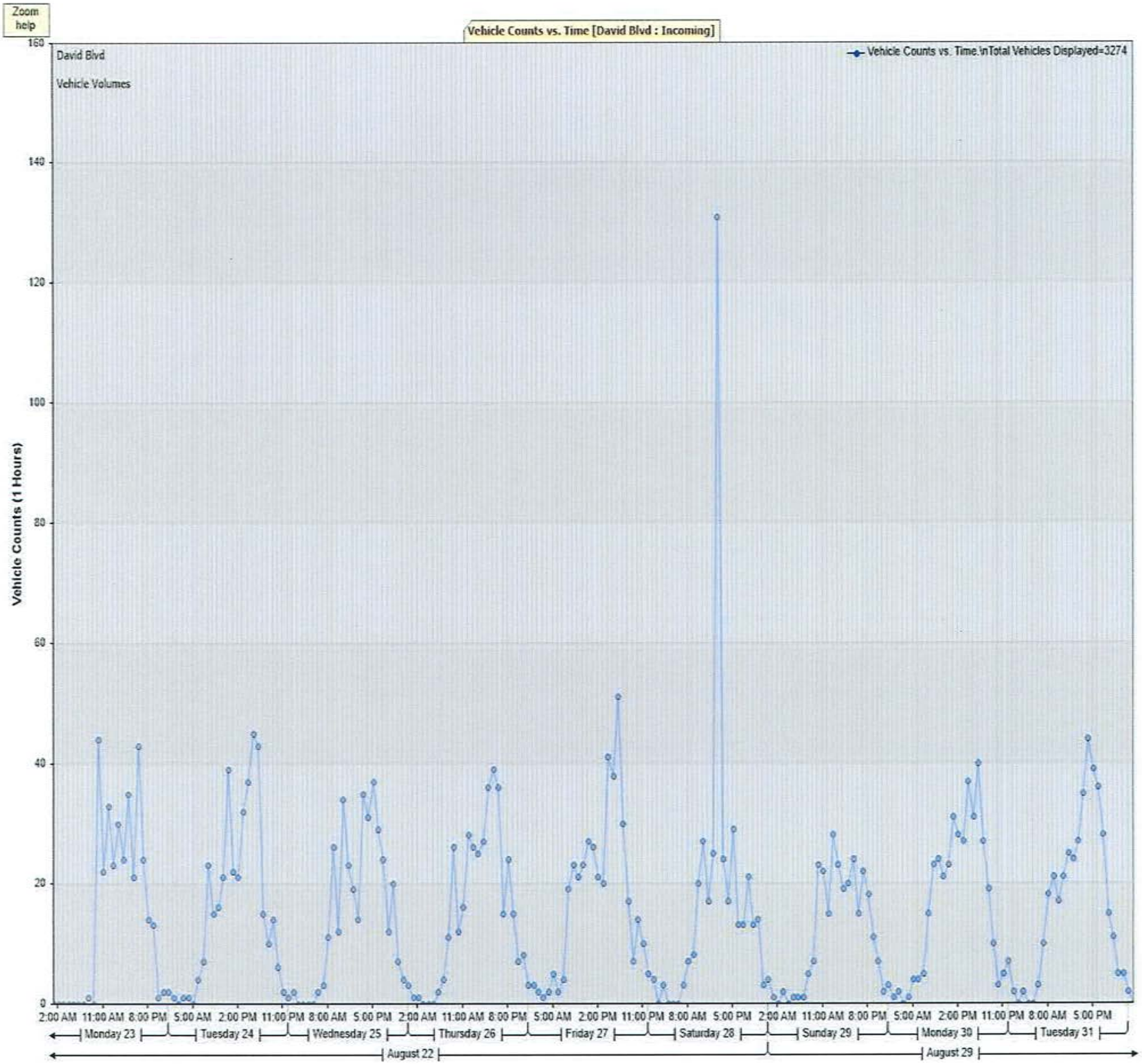
Zoom help
Vehicle Counts vs. Time [David Blvd : Incoming]
David Blvd
Vehicle Volumes
Vehicle Counts vs. Time.\nTotal Vehicles Displayed=3274
Vehicle Counts (1 Hours)
0
20
40
60
80
100
120
140
160
2:00 AM 11:00 AM 8:00 PM 5:00 AM 2:00 PM 11:00 PM 8:00 AM 5:00 PM 2:00 AM 11:00 AM 8:00 PM 5:00 AM 2:00 PM 11:00 PM 8:00 AM 5:00 PM 2:00 AM 11:00 AM 8:00 PM 5:00 AM 2:00 PM 11:00 PM 8:00 AM 5:00 PM
Monday 23
Tuesday 24
Wednesday 25
Thursday 26
Friday 27
Saturday 28
Sunday 29
Monday 30
Tuesday 31
August 22
August 29

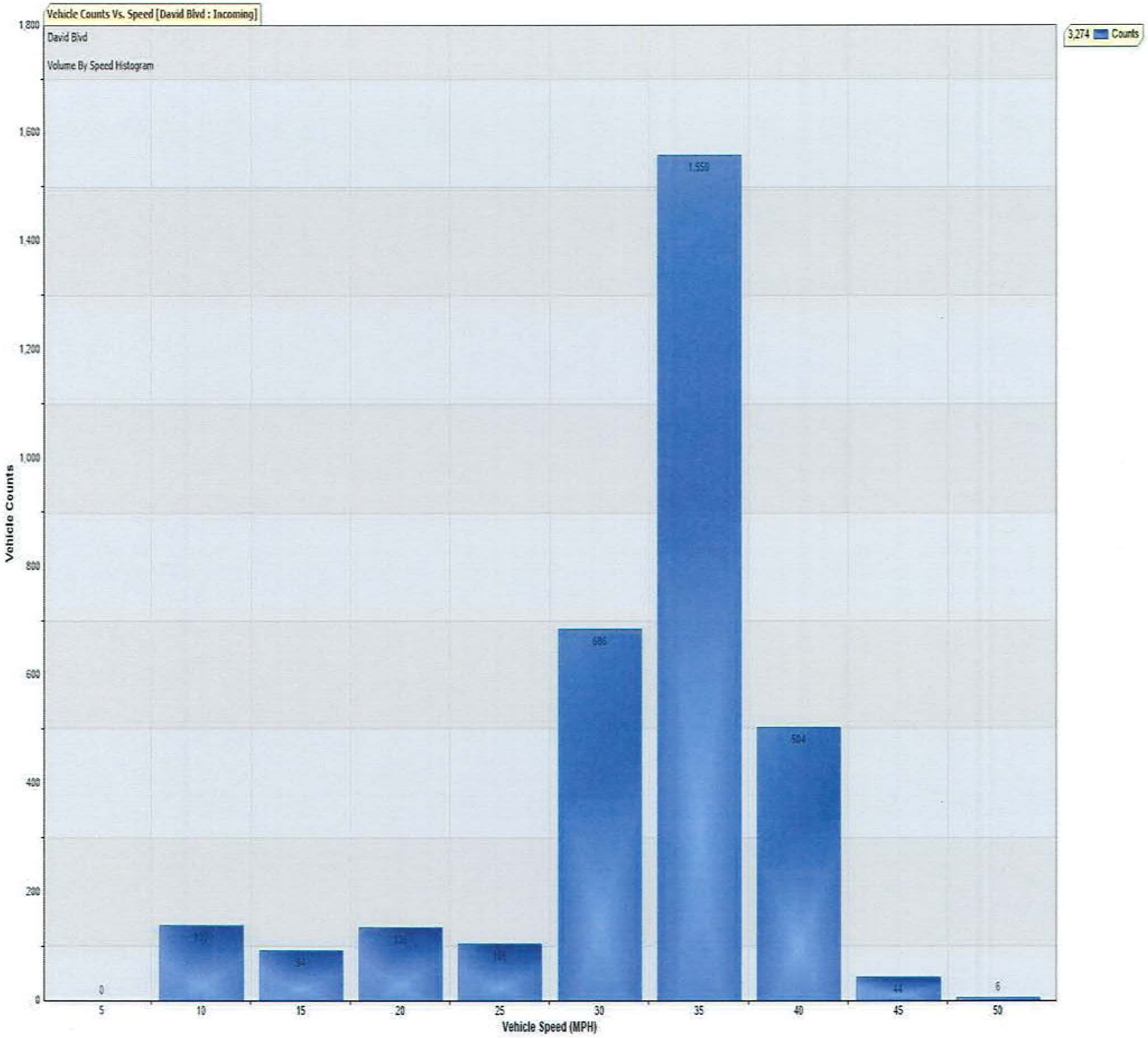
Vehicle Counts Vs. Speed [David Blvd : Incoming]
David Blvd
Volume By Speed Histogram
3,274 Counts
Vehicle Counts
1,800
1,600
1,400
1,200
1,000
800
600
400
200
0
0
94
686
1,550
504
44
6
5
10
15
20
25
30
35
40
45
50
Vehicle Speed (MPH)

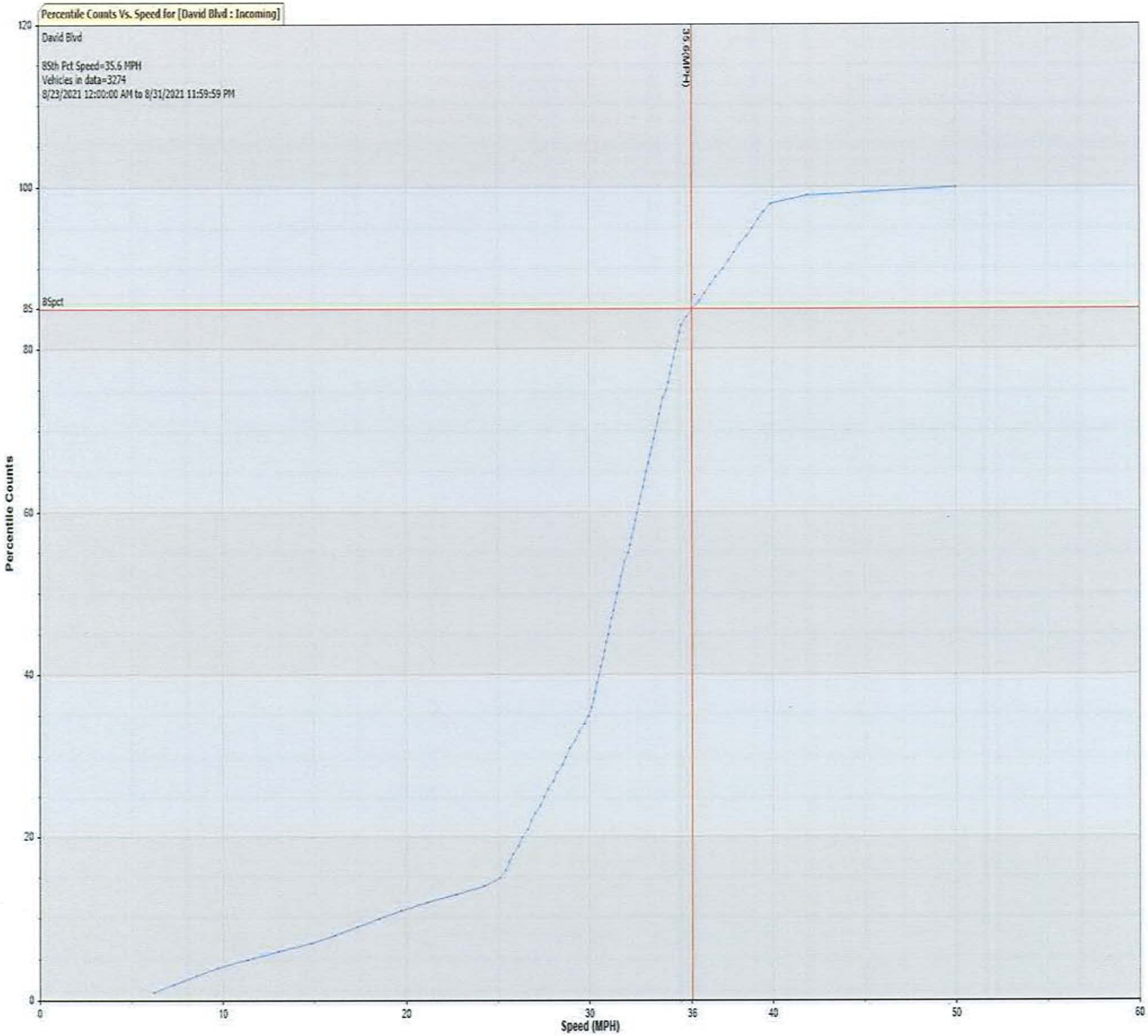
Percentile Counts Vs. Speed for [David Blvd : Incoming]
David Blvd
85th Pct Speed=35.6 MPH
Vehicles in data=3274
8/23/2021 12:00:00 AM to 8/31/2021 11:59:59 PM
35.6(MPH)
85pct
Percentile Counts
Speed (MPH)
0
20
40
60
80
85
100
120
0
10
20
30
36
40
50
60

For Project:	Foresman Blvd				
Project Notes:					
Location/Name:	Incoming				
Report Generated:	11/18/2021	09:14			
Speed Intervals	5 MPH				
Time Intervals	Instant				
Traffic Report From	8/24/2021	00:00:00	through	8/31/2021	23:59:59
85th Percentile Speed	47.9 MPH				
85th Percentile Vehicles	4308				
Max Speed	75 MPH	on	8/24/2021	10:55:00	
Total Vehicles	5068				
AADT:	633				

Volumes - weekly counts

	Time	5 Day	7 Day
Average Daily		627	647
AM Peak	09:00	51	40
PM Peak	03:00	65	88

Speed

Speed Limit:	45
85th Percentile Speed:	47.9
Average Speed:	35.6

	Monday	Tuesday	Wednesday	Thursday	Friday	Saturday	Sunday
Count over limit	197	354	135	150	207	145	128
% over limit	35.8	32.9	23.9	21.8	26.0	17.9	22.1
Avg Speeder	49.0	49.4	49.7	49.1	49.2	49.3	49.5

Day/Time Ending	85th pctl (MPH)	85th pctl cnts	Total Cnts	Max Speed	Avg Speeder	% Speeders
8/24/2021 01:00:00 AM	50.0	3	3	50	47.5	33.3%
8/24/2021 02:00:00 AM	40.0	1	1	40	0.0	0.0%
8/24/2021 03:00:00 AM	50.0	1	1	50	47.5	100.0%
8/24/2021 04:00:00 AM	45.0	1	1	45	0.0	0.0%
8/24/2021 05:00:00 AM	0.0	0	0	0	0.0	0.0%
8/24/2021 06:00:00 AM	48.3	7	8	50	47.5	37.5%
8/24/2021 07:00:00 AM	45.0	13	15	50	47.5	13.3%
8/24/2021 08:00:00 AM	47.2	34	40	55	48.0	25.0%
8/24/2021 09:00:00 AM	55.0	24	28	60	51.6	39.3%
8/24/2021 10:00:00 AM	47.5	31	37	55	48.5	27.0%
8/24/2021 11:00:00 AM	52.0	23	27	75	54.6	25.9%
8/24/2021 12:00:00 PM	45.0	26	30	50	47.5	13.3%
8/24/2021 01:00:00 PM	49.5	27	32	60	49.3	43.8%
8/24/2021 02:00:00 PM	50.0	16	19	55	50.5	26.3%
8/24/2021 03:00:00 PM	48.1	37	44	65	50.0	27.3%
8/24/2021 04:00:00 PM	49.2	33	39	55	48.7	43.6%
8/24/2021 05:00:00 PM	49.3	43	51	60	49.4	41.2%
8/24/2021 06:00:00 PM	52.5	36	42	65	50.0	61.9%
8/24/2021 07:00:00 PM	49.4	31	37	60	50.2	35.1%
8/24/2021 08:00:00 PM	47.5	20	23	55	48.5	21.7%
8/24/2021 09:00:00 PM	45.0	13	15	50	47.5	13.3%
8/24/2021 10:00:00 PM	47.5	14	16	50	47.5	25.0%
8/24/2021 11:00:00 PM	50.0	8	9	60	49.5	55.6%
8/25/2021 12:00:00 AM	45.0	2	2	45	0.0	0.0%
8/25/2021 01:00:00 AM	50.0	2	2	50	47.5	50.0%
8/25/2021 02:00:00 AM	45.0	2	2	45	0.0	0.0%
8/25/2021 03:00:00 AM	50.0	2	2	50	47.5	50.0%
8/25/2021 04:00:00 AM	65.0	1	1	65	62.5	100.0%
8/25/2021 05:00:00 AM	55.0	1	1	55	52.5	100.0%
8/25/2021 06:00:00 AM	45.0	6	7	55	52.5	14.3%
8/25/2021 07:00:00 AM	45.0	17	20	55	49.2	15.0%
8/25/2021 08:00:00 AM	44.6	21	25	60	50.8	12.0%
8/25/2021 09:00:00 AM	44.0	29	34	55	49.2	8.8%
8/25/2021 10:00:00 AM	44.0	21	25	50	47.5	12.0%
8/25/2021 11:00:00 AM	38.8	27	32	45	0.0	0.0%
8/25/2021 12:00:00 PM	41.7	26	31	55	52.5	3.2%
8/25/2021 01:00:00 PM	52.5	30	35	65	50.4	54.3%
8/25/2021 02:00:00 PM	48.8	23	27	60	50.4	25.9%
8/25/2021 03:00:00 PM	52.5	26	30	60	50.2	50.0%
8/25/2021 04:00:00 PM	49.6	37	43	55	48.8	44.2%
8/25/2021 05:00:00 PM	45.5	83	98	60	49.4	16.3%
8/25/2021 06:00:00 PM	50.0	47	55	65	50.3	36.4%
8/25/2021 07:00:00 PM	48.3	26	31	55	49.2	29.0%
8/25/2021 08:00:00 PM	46.2	20	24	60	49.5	20.8%
8/25/2021 09:00:00 PM	46.7	14	16	50	47.5	18.8%
8/25/2021 10:00:00 PM	44.5	12	14	50	47.5	7.1%
8/25/2021 11:00:00 PM	47.5	3	4	50	47.5	50.0%
8/26/2021 12:00:00 AM	45.0	6	7	50	47.5	14.3%
8/26/2021 01:00:00 AM	45.0	1	1	45	0.0	0.0%

8/26/2021 02:00:00 AM	0.0	0	0	0	0.0	0.0%
8/26/2021 03:00:00 AM	0.0	0	0	0	0.0	0.0%
8/26/2021 04:00:00 AM	55.0	2	2	55	52.5	50.0%
8/26/2021 05:00:00 AM	0.0	0	0	0	0.0	0.0%
8/26/2021 06:00:00 AM	42.5	5	6	45	0.0	0.0%
8/26/2021 07:00:00 AM	44.0	12	14	55	52.5	7.1%
8/26/2021 08:00:00 AM	44.5	32	38	55	48.8	10.5%
8/26/2021 09:00:00 AM	46.7	29	34	55	48.2	20.6%
8/26/2021 10:00:00 AM	14.3	134	158	60	57.5	0.6%
8/26/2021 11:00:00 AM	48.0	24	28	55	48.9	25.0%
8/26/2021 12:00:00 PM	46.9	34	40	55	48.1	22.5%
8/26/2021 01:00:00 PM	51.0	31	36	60	50.7	30.6%
8/26/2021 02:00:00 PM	48.3	26	30	50	47.5	40.0%
8/26/2021 03:00:00 PM	49.1	34	40	60	49.5	37.5%
8/26/2021 04:00:00 PM	49.0	31	37	70	50.0	37.8%
8/26/2021 05:00:00 PM	48.1	50	59	50	47.5	40.7%
8/26/2021 06:00:00 PM	50.0	56	66	65	50.7	33.3%
8/26/2021 07:00:00 PM	47.0	26	30	55	48.3	20.0%
8/26/2021 08:00:00 PM	49.4	26	30	55	48.8	40.0%
8/26/2021 09:00:00 PM	43.9	14	17	50	47.5	5.9%
8/26/2021 10:00:00 PM	44.4	10	12	50	47.5	8.3%
8/26/2021 11:00:00 PM	45.0	4	5	50	47.5	20.0%
8/27/2021 12:00:00 AM	45.0	5	6	50	47.5	16.7%
8/27/2021 01:00:00 AM	52.5	5	6	55	50.0	66.7%
8/27/2021 02:00:00 AM	50.0	2	2	50	47.5	50.0%
8/27/2021 03:00:00 AM	50.0	1	1	50	47.5	100.0%
8/27/2021 04:00:00 AM	45.0	1	1	45	0.0	0.0%
8/27/2021 05:00:00 AM	0.0	0	0	0	0.0	0.0%
8/27/2021 06:00:00 AM	45.0	8	9	55	52.5	11.1%
8/27/2021 07:00:00 AM	55.0	8	10	65	55.0	40.0%
8/27/2021 08:00:00 AM	44.6	33	39	55	48.5	12.8%
8/27/2021 09:00:00 AM	49.0	26	31	60	49.0	41.9%
8/27/2021 10:00:00 AM	48.9	23	27	60	48.9	40.7%
8/27/2021 11:00:00 AM	47.0	31	36	55	48.9	19.4%
8/27/2021 12:00:00 PM	48.9	29	34	70	50.0	35.3%
8/27/2021 01:00:00 PM	50.0	37	43	55	49.2	41.9%
8/27/2021 02:00:00 PM	48.9	31	36	60	49.2	33.3%
8/27/2021 03:00:00 PM	41.3	119	140	55	48.5	7.1%
8/27/2021 04:00:00 PM	44.0	127	149	60	50.1	12.8%
8/27/2021 05:00:00 PM	49.2	46	54	55	48.6	42.6%
8/27/2021 06:00:00 PM	50.6	44	52	65	49.7	48.1%
8/27/2021 07:00:00 PM	49.2	31	36	55	48.5	41.7%
8/27/2021 08:00:00 PM	46.7	26	31	55	48.2	22.6%
8/27/2021 09:00:00 PM	46.0	21	25	50	47.5	20.0%
8/27/2021 10:00:00 PM	48.3	15	18	55	48.2	38.9%
8/27/2021 11:00:00 PM	50.0	10	12	55	49.2	50.0%
8/28/2021 12:00:00 AM	45.0	4	5	50	47.5	20.0%
8/28/2021 01:00:00 AM	65.0	3	3	65	55.0	66.7%
8/28/2021 02:00:00 AM	55.0	2	2	55	50.0	100.0%
8/28/2021 03:00:00 AM	50.0	3	3	50	47.5	33.3%

8/28/2021 04:00:00 AM	60.0	2	2	60	57.5	50.0%
8/28/2021 05:00:00 AM	0.0	0	0	0	0.0	0.0%
8/28/2021 06:00:00 AM	45.0	3	4	50	47.5	25.0%
8/28/2021 07:00:00 AM	45.0	3	3	45	0.0	0.0%
8/28/2021 08:00:00 AM	45.0	8	9	50	47.5	11.1%
8/28/2021 09:00:00 AM	48.3	12	14	55	48.8	28.6%
8/28/2021 10:00:00 AM	49.4	11	13	55	48.1	69.2%
8/28/2021 11:00:00 AM	48.5	22	26	55	48.0	42.3%
8/28/2021 12:00:00 PM	48.1	26	31	55	48.5	32.3%
8/28/2021 01:00:00 PM	50.0	29	34	60	49.4	47.1%
8/28/2021 02:00:00 PM	14.1	367	432	55	48.6	2.1%
8/28/2021 03:00:00 PM	48.6	32	38	60	49.8	28.9%
8/28/2021 04:00:00 PM	48.3	24	28	60	49.4	28.6%
8/28/2021 05:00:00 PM	49.3	31	37	60	49.1	51.4%
8/28/2021 06:00:00 PM	48.9	31	36	60	49.2	33.3%
8/28/2021 07:00:00 PM	50.0	20	24	60	51.8	29.2%
8/28/2021 08:00:00 PM	50.0	18	21	60	50.4	33.3%
8/28/2021 09:00:00 PM	45.0	16	19	50	47.5	15.8%
8/28/2021 10:00:00 PM	50.0	17	20	65	51.1	35.0%
8/28/2021 11:00:00 PM	45.0	4	5	55	52.5	20.0%
8/29/2021 12:00:00 AM	48.3	6	7	50	47.5	42.9%
8/29/2021 01:00:00 AM	50.0	6	7	55	49.2	42.9%
8/29/2021 02:00:00 AM	0.0	0	0	0	0.0	0.0%
8/29/2021 03:00:00 AM	40.0	1	1	40	0.0	0.0%
8/29/2021 04:00:00 AM	55.0	3	4	60	55.0	50.0%
8/29/2021 05:00:00 AM	0.0	0	0	0	0.0	0.0%
8/29/2021 06:00:00 AM	55.0	2	2	55	50.0	100.0%
8/29/2021 07:00:00 AM	50.0	1	1	50	47.5	100.0%
8/29/2021 08:00:00 AM	45.0	5	6	50	47.5	16.7%
8/29/2021 09:00:00 AM	46.7	16	19	65	51.3	21.1%
8/29/2021 10:00:00 AM	48.8	12	14	55	48.5	35.7%
8/29/2021 11:00:00 AM	49.3	20	24	60	50.0	41.7%
8/29/2021 12:00:00 PM	49.2	13	15	55	48.2	46.7%
8/29/2021 01:00:00 PM	49.3	26	31	60	49.8	35.5%
8/29/2021 02:00:00 PM	51.0	31	37	75	51.0	45.9%
8/29/2021 03:00:00 PM	48.3	26	31	55	48.4	35.5%
8/29/2021 04:00:00 PM	49.2	24	28	55	49.2	32.1%
8/29/2021 05:00:00 PM	48.0	32	38	55	48.3	31.6%
8/29/2021 06:00:00 PM	49.2	21	25	55	49.2	36.0%
8/29/2021 07:00:00 PM	49.5	28	33	65	49.6	42.4%
8/29/2021 08:00:00 PM	12.9	190	224	55	48.8	1.8%
8/29/2021 09:00:00 PM	46.7	12	14	50	47.5	21.4%
8/29/2021 10:00:00 PM	44.3	8	10	50	47.5	10.0%
8/29/2021 11:00:00 PM	45.0	7	8	55	52.5	12.5%
8/30/2021 12:00:00 AM	50.0	7	8	55	50.0	25.0%
8/30/2021 01:00:00 AM	45.0	3	4	50	47.5	25.0%
8/30/2021 02:00:00 AM	70.0	2	2	70	57.5	100.0%
8/30/2021 03:00:00 AM	0.0	0	0	0	0.0	0.0%
8/30/2021 04:00:00 AM	55.0	1	1	55	52.5	100.0%
8/30/2021 05:00:00 AM	50.0	2	2	50	47.5	50.0%

8/30/2021 06:00:00 AM	47.5	7	8	50	47.5	25.0%
8/30/2021 07:00:00 AM	46.7	14	17	55	48.8	23.5%
8/30/2021 08:00:00 AM	47.5	17	20	55	48.5	25.0%
8/30/2021 09:00:00 AM	50.0	21	25	60	49.3	56.0%
8/30/2021 10:00:00 AM	46.2	18	21	50	47.5	19.0%
8/30/2021 11:00:00 AM	46.7	32	38	60	49.4	21.1%
8/30/2021 12:00:00 PM	49.3	24	28	55	49.0	35.7%
8/30/2021 01:00:00 PM	47.7	30	35	50	47.5	31.4%
8/30/2021 02:00:00 PM	49.3	28	33	55	49.3	33.3%
8/30/2021 03:00:00 PM	46.9	30	35	50	47.5	22.9%
8/30/2021 04:00:00 PM	48.8	43	51	60	49.3	33.3%
8/30/2021 05:00:00 PM	50.0	48	56	55	48.9	50.0%
8/30/2021 06:00:00 PM	49.0	55	65	60	48.8	40.0%
8/30/2021 07:00:00 PM	49.0	29	34	55	48.1	50.0%
8/30/2021 08:00:00 PM	49.4	16	19	55	48.5	52.6%
8/30/2021 09:00:00 PM	48.3	26	30	55	48.8	26.7%
8/30/2021 10:00:00 PM	46.7	10	12	50	47.5	25.0%
8/30/2021 11:00:00 PM	55.0	8	9	60	52.5	44.4%
8/31/2021 12:00:00 AM	45.0	3	4	70	67.5	25.0%
8/31/2021 01:00:00 AM	45.0	1	1	45	0.0	0.0%
8/31/2021 02:00:00 AM	50.0	2	2	50	47.5	50.0%
8/31/2021 03:00:00 AM	0.0	0	0	0	0.0	0.0%
8/31/2021 04:00:00 AM	45.0	2	2	45	0.0	0.0%
8/31/2021 05:00:00 AM	0.0	0	0	0	0.0	0.0%
8/31/2021 06:00:00 AM	52.5	6	7	55	52.5	28.6%
8/31/2021 07:00:00 AM	49.0	13	15	60	49.2	40.0%
8/31/2021 08:00:00 AM	47.0	34	40	55	49.4	20.0%
8/31/2021 09:00:00 AM	49.3	24	28	60	49.5	35.7%
8/31/2021 10:00:00 AM	48.3	14	16	55	48.8	25.0%
8/31/2021 11:00:00 AM	47.5	28	33	55	49.6	21.2%
8/31/2021 12:00:00 PM	48.0	31	36	55	49.4	22.2%
8/31/2021 01:00:00 PM	48.2	38	45	55	48.6	31.1%
8/31/2021 02:00:00 PM	50.0	30	35	55	49.1	45.7%
8/31/2021 03:00:00 PM	48.3	31	37	55	48.8	32.4%
8/31/2021 04:00:00 PM	48.8	48	57	60	49.3	33.3%
8/31/2021 05:00:00 PM	48.3	47	55	65	50.4	25.5%
8/31/2021 06:00:00 PM	49.4	45	53	60	48.7	54.7%
8/31/2021 07:00:00 PM	51.2	26	30	60	49.8	43.3%
8/31/2021 08:00:00 PM	49.2	19	22	65	50.0	36.4%
8/31/2021 09:00:00 PM	48.8	13	15	55	48.5	33.3%
8/31/2021 10:00:00 PM	47.0	14	17	50	47.5	29.4%
8/31/2021 11:00:00 PM	43.3	4	5	45	0.0	0.0%
9/1/2021 12:00:00 AM	43.8	4	5	45	0.0	0.0%

Day/Time Ending	85th pctl (MPH)	85th pctl cnts	Total Cnts	Max Speed	Avg Speeder	% Speeders
8/25/2021 12:00:00 AM	48.9	442	520	75	49.6	33.3%
8/26/2021 12:00:00 AM	47.8	481	566	65	49.7	23.9%
8/27/2021 12:00:00 AM	47.1	586	689	70	49.1	21.8%
8/28/2021 12:00:00 AM	47.9	677	797	70	49.2	26.0%
8/29/2021 12:00:00 AM	46.1	689	811	65	49.3	17.9%
8/30/2021 12:00:00 AM	47.3	493	580	75	49.5	22.2%
8/31/2021 12:00:00 AM	48.8	467	549	70	49.0	35.7%
8/31/2021 11:59:59 PM	48.8	473	556	65	49.2	32.6%

Incoming Weekly Counts
Foresman Blvd

from Tue-Aug-24-2021-12-00-AM to Tue-Aug-31-2021-11-59-PM

	8/23/2021	to	8/29/2021							
	Monday	Tuesday	Wednesday	Thursday	Friday	Saturday	Sunday	Week	Weekend	Week Day 85%
Hour	8/23/2021	8/24/2021	8/25/2021	8/26/2021	8/27/2021	8/28/2021	8/29/2021	Day Avg	Avg	Avg Speed
0 - 1	*	3	2	1	6	3	7	3	5	49.38
1 - 2	*	1	2	0	2	2	0	1.25	1	45
2 - 3	*	1	2	0	1	3	1	1	2	50
3 - 4	*	1	1	2	1	2	4	1.25	3	52.5
4 - 5	*	0	1	0	0	0	0	0.25	0	55
5 - 6	*	8	7	6	9	4	2	7.5	3	45.2
6 - 7	*	15	20	14	10	3	1	14.75	2	47.25
7 - 8	*	40	25	38	39	9	6	35.5	7.5	45.22
8 - 9	*	28	34	34	31	14	19	31.75	16.5	48.68
9 - 10	*	37	25	158	27	13	14	61.75	13.5	38.67
10 - 11	*	27	32	28	36	26	24	30.75	25	46.45
11 - 12	*	30	31	40	34	31	15	33.75	23	45.62
12 - 13	*	32	35	36	43	34	31	36.5	32.5	50.75
13 - 14	*	19	27	30	36	432	37	28	234.5	49
14 - 15	*	44	30	40	140	38	31	63.5	34.5	47.75
15 - 16	*	39	43	37	149	28	28	67	28	47.95
16 - 17	*	51	98	59	54	37	38	65.5	37.5	48.03
17 - 18	*	42	55	66	52	36	25	53.75	30.5	50.78
18 - 19	*	37	31	30	36	24	33	33.5	28.5	48.47
19 - 20	*	23	24	30	31	21	224	27	122.5	47.45
20 - 21	*	15	16	17	25	19	14	18.25	16.5	45.4
21 - 22	*	16	14	12	18	20	10	15	15	46.18
22 - 23	*	9	4	5	12	5	8	7.5	6.5	48.12
23 - 24	*	2	7	6	5	7	8	5	7.5	45
Totals	0	520	566	689	797	811	580			
% of Total	0%	13.12%	14.28%	17.39%	20.11%	20.46%	14.64%			

Incoming Weekly Counts
Foresman Blvd

from Tue-Aug-24-2021-12-00-AM to Tue-Aug-31-2021-11-59-PM

Hour	8/30/2021 Monday 8/30/2021	to Tuesday 8/31/2021	9/5/2021 Wednesday 9/1/2021	Thursday 9/2/2021	Friday 9/3/2021	Saturday 9/4/2021	Sunday 9/5/2021	Week Day Avg	Weekend Avg	Week Day 85% Avg Speed
0 - 1	4	1	*	*	*	*	*	2.5	0	45
1 - 2	2	2	*	*	*	*	*	2	0	60
2 - 3	0	0	*	*	*	*	*	0	0	0
3 - 4	1	2	*	*	*	*	*	1.5	0	50
4 - 5	2	0	*	*	*	*	*	1	0	50
5 - 6	8	7	*	*	*	*	*	7.5	0	50
6 - 7	17	15	*	*	*	*	*	16	0	47.85
7 - 8	20	40	*	*	*	*	*	30	0	47.25
8 - 9	25	28	*	*	*	*	*	26.5	0	49.65
9 - 10	21	16	*	*	*	*	*	18.5	0	47.25
10 - 11	38	33	*	*	*	*	*	35.5	0	47.1
11 - 12	28	36	*	*	*	*	*	32	0	48.65
12 - 13	35	45	*	*	*	*	*	40	0	47.95
13 - 14	33	35	*	*	*	*	*	34	0	49.65
14 - 15	35	37	*	*	*	*	*	36	0	47.6
15 - 16	51	57	*	*	*	*	*	54	0	48.8
16 - 17	56	55	*	*	*	*	*	55.5	0	49.15
17 - 18	65	53	*	*	*	*	*	59	0	49.2
18 - 19	34	30	*	*	*	*	*	32	0	50.1
19 - 20	19	22	*	*	*	*	*	20.5	0	49.3
20 - 21	30	15	*	*	*	*	*	22.5	0	48.55
21 - 22	12	17	*	*	*	*	*	14.5	0	46.85
22 - 23	9	5	*	*	*	*	*	7	0	49.15
23 - 24	4	5	*	*	*	*	*	4.5	0	44.4
Totals	549	556	0	0	0	0	0			
% of Total	49.68%	50.32%	0%	0%	0%	0%	0%			

Incoming Monthly Counts
Foresman Blvd

from Tue-Aug-24-2021-12-00-AM to Tue-Aug-31-2021-11-59-PM

Hour	Aug 2021 Monday	Tuesday	Wednesday	Thursday	Friday	Saturday	Sunday	Week Day Avg	Weekend Avg	Week Day 85% Avg Speed
0 - 1	4	4	2	1	6	3	7	3.4	5	47.5
1 - 2	2	3	2	0	2	2	0	1.8	1	53.75
2 - 3	0	1	2	0	1	3	1	0.8	2	50
3 - 4	1	3	1	2	1	2	4	1.6	3	53
4 - 5	2	0	1	0	0	0	0	0.6	0	52.5
5 - 6	8	15	7	6	9	4	2	9	3	46
6 - 7	17	30	20	14	10	3	1	18.2	2	47.72
7 - 8	20	80	25	38	39	9	6	40.4	7.5	45.66
8 - 9	25	56	34	34	31	14	19	36	16.5	47.94
9 - 10	21	53	25	158	27	13	14	56.8	13.5	40.22
10 - 11	38	60	32	28	36	26	24	38.8	25	46.1
11 - 12	28	66	31	40	34	31	15	39.8	23	46.58
12 - 13	35	77	35	36	43	34	31	45.2	32.5	50
13 - 14	33	54	27	30	36	432	37	36	234.5	49.06
14 - 15	35	81	30	40	140	38	31	65.2	34.5	47.66
15 - 16	51	96	43	37	149	28	28	75.2	28	48.12
16 - 17	56	106	98	59	54	37	38	74.6	37.5	48.36
17 - 18	65	95	55	66	52	36	25	66.6	30.5	49.9
18 - 19	34	67	31	30	36	24	33	39.6	28.5	48.7
19 - 20	19	45	24	30	31	21	224	29.8	122.5	47.94
20 - 21	30	30	16	17	25	19	14	23.6	16.5	46.48
21 - 22	12	33	14	12	18	20	10	17.8	15	46.22
22 - 23	9	14	4	5	12	5	8	8.8	6.5	49.26
23 - 24	4	7	7	6	5	7	8	5.8	7.5	44.8
Totals	549	1076	566	689	797	811	580			
% of Total	10.83%	21.23%	11.17%	13.6%	15.73%	16%	11.44%			

Incoming Weekly Speeds
Foresman Blvd

from Tue-Aug-24-2021-12-00-AM to Tue-Aug-31-2021-11-59-PM

	8/23/2021	to	8/29/2021							
	Monday	Tuesday	Wednesday	Thursday	Friday	Saturday	Sunday	Week	Weekend	Week Day 85%
Hour	8/23/2021	8/24/2021	8/25/2021	8/26/2021	8/27/2021	8/28/2021	8/29/2021	Day Avg	Avg	Avg Speed
0 - 1	*	43.67	44.5	42	45.33	50.33	43.43	44.5	45.5	49.38
1 - 2	*	37	39.5	0	42	49.5	0	40	49.5	45
2 - 3	*	47	39.5	0	47	40.33	37	43.25	39.5	50
3 - 4	*	42	62	47	42	47	38.25	48	41.17	52.5
4 - 5	*	0	52	0	0	0	0	52	0	55
5 - 6	*	38.38	37	35.33	37	42	49.5	37.03	44.5	45.2
6 - 7	*	38.6	39.25	36.21	43	38.67	47	39	40.75	47.25
7 - 8	*	40.47	40.8	40.61	37.26	40.44	40.33	39.68	40.4	45.22
8 - 9	*	44.75	37.21	40.26	42.97	39.64	41.42	41.09	40.67	48.68
9 - 10	*	41.97	35.52	12.15	42.78	45.23	41.71	22.33	43.41	38.67
10 - 11	*	43.63	33.66	41.68	40.72	42.81	42.25	39.74	42.54	46.45
11 - 12	*	36.97	35.1	40.15	42.38	41.52	41.8	38.84	41.61	45.62
12 - 13	*	42.38	44.66	41.47	43.51	43.79	43.03	43.03	43.43	50.75
13 - 14	*	39.74	41.48	41.7	43.36	11.21	45.24	41.85	13.9	49
14 - 15	*	40.84	43.5	42.7	16.53	40.97	42.87	28.05	41.83	47.75
15 - 16	*	43.82	42.47	43.35	19.07	42.07	43.43	29.78	42.75	47.95
16 - 17	*	44.04	24.28	43.37	43.98	44.08	42.24	36.48	43.15	48.03
17 - 18	*	46.31	43.53	44.03	44.73	42.83	42.96	44.52	42.89	50.78
18 - 19	*	43.95	41.29	41.63	43.53	41.46	43.7	42.7	42.75	48.47
19 - 20	*	42.87	42.67	43.07	41.77	40.86	10.64	42.56	13.23	47.45
20 - 21	*	39.53	40.94	39.18	40.24	41.16	41.79	40	41.42	45.4
21 - 22	*	42.12	41.5	40.83	42.5	44.5	41.7	41.83	43.57	46.18
22 - 23	*	44.89	44.5	39	44.58	41	39.5	43.73	40.08	48.12
23 - 24	*	39.5	40.71	41.17	39	39.14	39	40.3	39.07	45
Totals	0	964.4	987.6	837.1	925.3	950.5	898.5			
% of Total	0%	17.33%	17.75%	15.05%	16.63%	17.08%	16.15%			

Incoming Weekly Speeds
Foresman Blvd

from Tue-Aug-24-2021-12-00-AM to Tue-Aug-31-2021-11-59-PM

	8/30/2021	to	9/5/2021							
	Monday	Tuesday	Wednesday	Thursday	Friday	Saturday	Sunday	Week	Weekend	Week Day 85%
Hour	8/30/2021	8/31/2021	9/1/2021	9/2/2021	9/3/2021	9/4/2021	9/5/2021	Day Avg	Avg	Avg Speed
0 - 1	43.25	42	*	*	*	*	*	43	*	45
1 - 2	57	42	*	*	*	*	*	49.5	*	60
2 - 3	0	0	*	*	*	*	*	*	*	0
3 - 4	52	42	*	*	*	*	*	45.33	*	50
4 - 5	44.5	0	*	*	*	*	*	44.5	*	50
5 - 6	40.12	40	*	*	*	*	*	40.07	*	50
6 - 7	37.65	39.47	*	*	*	*	*	38.5	*	47.85
7 - 8	39.45	41.28	*	*	*	*	*	40.67	*	47.25
8 - 9	45	42.18	*	*	*	*	*	43.51	*	49.65
9 - 10	38.43	42.19	*	*	*	*	*	40.05	*	47.25
10 - 11	41.71	39.76	*	*	*	*	*	40.8	*	47.1
11 - 12	41.43	41.81	*	*	*	*	*	41.64	*	48.65
12 - 13	41.94	40.91	*	*	*	*	*	41.36	*	47.95
13 - 14	43.45	43.03	*	*	*	*	*	43.24	*	49.65
14 - 15	40.83	42.38	*	*	*	*	*	41.63	*	47.6
15 - 16	42.35	41.05	*	*	*	*	*	41.67	*	48.8
16 - 17	44.41	42.47	*	*	*	*	*	43.45	*	49.15
17 - 18	43.82	44.15	*	*	*	*	*	43.97	*	49.2
18 - 19	43.21	43.23	*	*	*	*	*	43.22	*	50.1
19 - 20	44.21	43.55	*	*	*	*	*	43.85	*	49.3
20 - 21	42.27	42.13	*	*	*	*	*	42.22	*	48.55
21 - 22	41.58	40.35	*	*	*	*	*	40.86	*	46.85
22 - 23	39.33	39	*	*	*	*	*	39.21	*	49.15
23 - 24	48.25	41.2	*	*	*	*	*	44.33	*	44.4
Totals	996	916.3	0	0	0	0	0			
% of Total	52.08%	47.92%	0%	0%	0%	0%	0%			

Incoming Monthly Speeds
Foresman Blvd

from Tue-Aug-24-2021-12-00-AM to Tue-Aug-31-2021-11-59-PM

Hour	Aug 2021 Monday	Tuesday	Wednesday	Thursday	Friday	Saturday	Sunday	Week Day Avg	Weekend Avg	Week Day 85% Avg Speed
0 - 1	43.25	43.25	44.5	42	45.33	50.33	43.43	44.06	45.5	47.5
1 - 2	57	40.33	39.5	0	42	49.5	0	44.22	49.5	53.75
2 - 3	0	47	39.5	0	47	40.33	37	43.25	39.5	50
3 - 4	52	42	62	47	42	47	38.25	47	41.17	53
4 - 5	44.5	0	52	0	0	0	0	47	0	52.5
5 - 6	40.12	39.13	37	35.33	37	42	49.5	38.04	44.5	46
6 - 7	37.65	39.03	39.25	36.21	43	38.67	47	38.82	40.75	47.72
7 - 8	39.45	40.88	40.8	40.61	37.26	40.44	40.33	39.98	40.4	45.66
8 - 9	45	43.46	37.21	40.26	42.97	39.64	41.42	41.81	40.67	47.94
9 - 10	38.43	42.04	35.52	12.15	42.78	45.23	41.71	24.64	43.41	40.22
10 - 11	41.71	41.5	33.66	41.68	40.72	42.81	42.25	40.13	42.54	46.1
11 - 12	41.43	39.61	35.1	40.15	42.38	41.52	41.8	39.74	41.61	46.58
12 - 13	41.94	41.52	44.66	41.47	43.51	43.79	43.03	42.44	43.43	50
13 - 14	43.45	41.87	41.48	41.7	43.36	11.21	45.24	42.37	13.9	49.06
14 - 15	40.83	41.54	43.5	42.7	16.53	40.97	42.87	31.05	41.83	47.66
15 - 16	42.35	42.18	42.47	43.35	19.07	42.07	43.43	33.19	42.75	48.12
16 - 17	44.41	43.23	24.28	43.37	43.98	44.08	42.24	38.56	43.15	48.36
17 - 18	43.82	45.11	43.53	44.03	44.73	42.83	42.96	44.32	42.89	49.9
18 - 19	43.21	43.63	41.29	41.63	43.53	41.46	43.7	42.87	42.75	48.7
19 - 20	44.21	43.2	42.67	43.07	41.77	40.86	10.64	42.92	13.23	47.94
20 - 21	42.27	40.83	40.94	39.18	40.24	41.16	41.79	40.85	41.42	46.48
21 - 22	41.58	41.21	41.5	40.83	42.5	44.5	41.7	41.52	43.57	46.22
22 - 23	39.33	42.79	44.5	39	44.58	41	39.5	42.3	40.08	49.26
23 - 24	48.25	40.71	40.71	41.17	39	39.14	39	41.55	39.07	44.8

Incoming Weekly EightyFifthSpeeds
Foresman Blvd

from Tue-Aug-24-2021-12-00-AM to Tue-Aug-31-2021-11-59-PM

	8/23/2021	to	8/29/2021							
	Monday	Tuesday	Wednesday	Thursday	Friday	Saturday	Sunday	Week	Weekend	Week Day 85%
Hour	8/23/2021	8/24/2021	8/25/2021	8/26/2021	8/27/2021	8/28/2021	8/29/2021	Day Avg	Avg	Avg Speed
0 - 1	*	50	50	45	52.5	65	50	49.38	57.5	49.38
1 - 2	*	40	45	0	50	55	0	45	55	45
2 - 3	*	50	50	0	50	50	40	50	45	50
3 - 4	*	45	65	55	45	60	55	52.5	57.5	52.5
4 - 5	*	0	55	0	0	0	0	55	0	55
5 - 6	*	48.3	45	42.5	45	45	55	45.2	50	45.2
6 - 7	*	45	45	44	55	45	50	47.25	47.5	47.25
7 - 8	*	47.2	44.6	44.5	44.6	45	45	45.22	45	45.22
8 - 9	*	55	44	46.7	49	48.3	46.7	48.68	47.5	48.68
9 - 10	*	47.5	44	14.3	48.9	49.4	48.8	38.67	49.1	38.67
10 - 11	*	52	38.8	48	47	48.5	49.3	46.45	48.9	46.45
11 - 12	*	45	41.7	46.9	48.9	48.1	49.2	45.62	48.65	45.62
12 - 13	*	49.5	52.5	51	50	50	49.3	50.75	49.65	50.75
13 - 14	*	50	48.8	48.3	48.9	14.1	51	49	32.55	49
14 - 15	*	48.1	52.5	49.1	41.3	48.6	48.3	47.75	48.45	47.75
15 - 16	*	49.2	49.6	49	44	48.3	49.2	47.95	48.75	47.95
16 - 17	*	49.3	45.5	48.1	49.2	49.3	48	48.03	48.65	48.03
17 - 18	*	52.5	50	50	50.6	48.9	49.2	50.78	49.05	50.78
18 - 19	*	49.4	48.3	47	49.2	50	49.5	48.47	49.75	48.47
19 - 20	*	47.5	46.2	49.4	46.7	50	12.9	47.45	31.45	47.45
20 - 21	*	45	46.7	43.9	46	45	46.7	45.4	45.85	45.4
21 - 22	*	47.5	44.5	44.4	48.3	50	44.3	46.18	47.15	46.18
22 - 23	*	50	47.5	45	50	45	45	48.12	45	48.12
23 - 24	*	45	45	45	45	48.3	50	45	49.15	45
Totals	0	1108	1145.2	957.1	1105.1	1106.8	1032.4			
% of Total	0%	17.17%	17.74%	14.83%	17.12%	17.15%	15.99%			

Incoming Weekly EightyFifthSpeeds
Foresman Blvd

from Tue-Aug-24-2021-12-00-AM to Tue-Aug-31-2021-11-59-PM

Hour	8/30/2021 Monday 8/30/2021	to Tuesday 8/31/2021	9/5/2021 Wednesday 9/1/2021	Thursday 9/2/2021	Friday 9/3/2021	Saturday 9/4/2021	Sunday 9/5/2021	Week Day Avg	Weekend Avg	Week Day 85% Avg Speed
0 - 1	45	45	*	*	*	*	*	45	0	45
1 - 2	70	50	*	*	*	*	*	60	0	60
2 - 3	0	0	*	*	*	*	*	0	0	0
3 - 4	55	45	*	*	*	*	*	50	0	50
4 - 5	50	0	*	*	*	*	*	50	0	50
5 - 6	47.5	52.5	*	*	*	*	*	50	0	50
6 - 7	46.7	49	*	*	*	*	*	47.85	0	47.85
7 - 8	47.5	47	*	*	*	*	*	47.25	0	47.25
8 - 9	50	49.3	*	*	*	*	*	49.65	0	49.65
9 - 10	46.2	48.3	*	*	*	*	*	47.25	0	47.25
10 - 11	46.7	47.5	*	*	*	*	*	47.1	0	47.1
11 - 12	49.3	48	*	*	*	*	*	48.65	0	48.65
12 - 13	47.7	48.2	*	*	*	*	*	47.95	0	47.95
13 - 14	49.3	50	*	*	*	*	*	49.65	0	49.65
14 - 15	46.9	48.3	*	*	*	*	*	47.6	0	47.6
15 - 16	48.8	48.8	*	*	*	*	*	48.8	0	48.8
16 - 17	50	48.3	*	*	*	*	*	49.15	0	49.15
17 - 18	49	49.4	*	*	*	*	*	49.2	0	49.2
18 - 19	49	51.2	*	*	*	*	*	50.1	0	50.1
19 - 20	49.4	49.2	*	*	*	*	*	49.3	0	49.3
20 - 21	48.3	48.8	*	*	*	*	*	48.55	0	48.55
21 - 22	46.7	47	*	*	*	*	*	46.85	0	46.85
22 - 23	55	43.3	*	*	*	*	*	49.15	0	49.15
23 - 24	45	43.8	*	*	*	*	*	44.4	0	44.4
Totals	1139	1057.9	0	0	0	0	0			
% of Total	51.85%	48.15%	0%	0%	0%	0%	0%			

Incoming Monthly EightyFifthSpeeds
Foresman Blvd

from Tue-Aug-24-2021-12-00-AM to Tue-Aug-31-2021-11-59-PM

Hour	Aug 2021 Monday	Tuesday	Wednesday	Thursday	Friday	Saturday	Sunday	Week Day Avg	Weekend Avg	Week Day 85% Avg Speed
0 - 1	45	45	50	45	52.5	65	50	47.5	57.5	47.5
1 - 2	70	50	45	0	50	55	0	53.75	55	53.75
2 - 3	0	50	50	0	50	50	40	50	45	50
3 - 4	55	45	65	55	45	60	55	53	57.5	53
4 - 5	50	0	55	0	0	0	0	52.5	0	52.5
5 - 6	47.5	50	45	42.5	45	45	55	46	50	46
6 - 7	46.7	47.9	45	44	55	45	50	47.72	47.5	47.72
7 - 8	47.5	47.1	44.6	44.5	44.6	45	45	45.66	45	45.66
8 - 9	50	50	44	46.7	49	48.3	46.7	47.94	47.5	47.94
9 - 10	46.2	47.7	44	14.3	48.9	49.4	48.8	40.22	49.1	40.22
10 - 11	46.7	50	38.8	48	47	48.5	49.3	46.1	48.9	46.1
11 - 12	49.3	46.1	41.7	46.9	48.9	48.1	49.2	46.58	48.65	46.58
12 - 13	47.7	48.8	52.5	51	50	50	49.3	50	49.65	50
13 - 14	49.3	50	48.8	48.3	48.9	14.1	51	49.06	32.55	49.06
14 - 15	46.9	48.5	52.5	49.1	41.3	48.6	48.3	47.66	48.45	47.66
15 - 16	48.8	49.2	49.6	49	44	48.3	49.2	48.12	48.75	48.12
16 - 17	50	49	45.5	48.1	49.2	49.3	48	48.36	48.65	48.36
17 - 18	49	49.9	50	50	50.6	48.9	49.2	49.9	49.05	49.9
18 - 19	49	50	48.3	47	49.2	50	49.5	48.7	49.75	48.7
19 - 20	49.4	48	46.2	49.4	46.7	50	12.9	47.94	31.45	47.94
20 - 21	48.3	47.5	46.7	43.9	46	45	46.7	46.48	45.85	46.48
21 - 22	46.7	47.2	44.5	44.4	48.3	50	44.3	46.22	47.15	46.22
22 - 23	55	48.8	47.5	45	50	45	45	49.26	45	49.26
23 - 24	45	44	45	45	45	48.3	50	44.8	49.15	44.8

Starting Hour	Count	Average Speed of all Traffic	Violator Counts	Average Speed of Violators
00:00:00	3	44.2	1	47.5
01:00:00	1	37.5	0	0.0
02:00:00	1	47.5	1	47.5
03:00:00	1	42.5	0	0.0
04:00:00	0	N/A	N/A	N/A
05:00:00	8	32.8	3	47.5
06:00:00	13	28.8	2	47.5
07:00:00	38	29.5	8	48.1
08:00:00	31	31.5	12	50.4
09:00:00	33	32.5	10	49.5
10:00:00	32	32.1	8	53.8
11:00:00	29	30.3	4	47.5
12:00:00	31	31.2	12	49.6
13:00:00	21	31.0	7	49.6
14:00:00	41	32.7	11	49.8
15:00:00	40	25.2	18	48.9
16:00:00	51	29.2	19	49.6
17:00:00	41	33.5	25	50.1
18:00:00	37	31.4	16	49.7
19:00:00	25	29.7	5	48.5
20:00:00	16	32.3	2	47.5
21:00:00	16	37.5	4	47.5
22:00:00	8	40.3	5	49.5
23:00:00	3	39.2	0	0.0
00:00:00	2	45.0	1	47.5
01:00:00	2	40.0	0	0.0
02:00:00	2	40.0	1	47.5
03:00:00	1	62.5	1	62.5
04:00:00	1	52.5	1	52.5
05:00:00	6	39.2	1	52.5
06:00:00	16	32.0	3	49.2
07:00:00	27	26.1	2	47.5
08:00:00	33	31.3	4	51.3
09:00:00	26	27.4	3	47.5
10:00:00	31	25.8	0	0.0
11:00:00	34	26.3	0	0.0
12:00:00	34	34.9	18	50.3
13:00:00	28	30.4	9	50.8
14:00:00	29	37.2	15	50.2
15:00:00	42	30.6	17	49.0
16:00:00	94	13.3	15	48.8
17:00:00	60	29.5	23	50.3
18:00:00	33	28.0	9	49.2
19:00:00	23	30.4	5	49.5
20:00:00	16	33.3	3	47.5
21:00:00	13	29.4	1	47.5
22:00:00	6	42.5	2	47.5
23:00:00	7	35.0	1	47.5
00:00:00	1	42.5	0	0.0
01:00:00	0	N/A	N/A	N/A
02:00:00	0	N/A	N/A	N/A

Starting Hour	Count	Average Speed of all Traffic	Violator Counts	Average Speed of Violators
03:00:00	2	47.5	1	52.5
04:00:00	0	N/A	N/A	N/A
05:00:00	6	35.8	0	0.0
06:00:00	12	26.9	1	52.5
07:00:00	35	22.9	4	48.8
08:00:00	37	27.8	7	48.2
09:00:00	159	5.1	1	57.5
10:00:00	28	27.9	7	48.9
11:00:00	34	24.9	5	47.5
12:00:00	40	32.3	13	49.8
13:00:00	33	27.1	14	48.2
14:00:00	38	29.2	14	49.6
15:00:00	35	30.0	14	50.0
16:00:00	56	21.1	21	47.5
17:00:00	65	24.6	25	50.3
18:00:00	36	22.8	6	48.3
19:00:00	30	29.3	13	48.7
20:00:00	17	34.0	1	47.5
21:00:00	12	35.0	1	47.5
22:00:00	7	38.9	1	47.5
23:00:00	6	41.7	1	47.5
00:00:00	6	45.8	4	50.0
01:00:00	2	42.5	1	47.5
02:00:00	1	47.5	1	47.5
03:00:00	1	42.5	0	0.0
04:00:00	0	N/A	N/A	N/A
05:00:00	9	37.5	1	52.5
06:00:00	9	45.3	4	55.0
07:00:00	28	30.7	4	47.5
08:00:00	40	29.6	13	49.4
09:00:00	25	30.4	9	48.6
10:00:00	36	27.1	7	48.9
11:00:00	36	31.7	15	49.8
12:00:00	41	30.3	16	49.1
13:00:00	40	28.6	14	49.3
14:00:00	137	8.2	8	48.8
15:00:00	148	9.3	17	49.6
16:00:00	56	25.3	26	49.0
17:00:00	53	31.0	25	49.7
18:00:00	37	28.4	16	48.4
19:00:00	31	29.8	7	48.2
20:00:00	22	29.8	5	47.5
21:00:00	22	30.7	7	48.2
22:00:00	12	41.0	6	49.2
23:00:00	5	39.5	1	47.5
00:00:00	3	50.8	2	55.0
01:00:00	1	52.5	1	52.5
02:00:00	4	42.5	2	47.5
03:00:00	2	47.5	1	57.5
04:00:00	0	N/A	N/A	N/A
05:00:00	3	44.2	1	47.5

Starting Hour	Count	Average Speed of all Traffic	Violator Counts	Average Speed of Violators
06:00:00	4	38.8	0	0.0
07:00:00	9	36.1	1	47.5
08:00:00	13	34.0	4	48.8
09:00:00	13	37.9	8	48.1
10:00:00	25	32.5	12	47.9
11:00:00	32	32.1	10	48.5
12:00:00	31	33.4	14	49.3
13:00:00	435	2.1	11	48.9
14:00:00	36	26.0	11	49.8
15:00:00	27	30.5	8	49.4
16:00:00	38	28.6	18	49.2
17:00:00	35	30.0	12	49.2
18:00:00	24	35.1	5	49.5
19:00:00	23	38.4	9	50.8
20:00:00	20	31.1	4	50.0
21:00:00	21	32.0	7	51.1
22:00:00	5	41.5	1	52.5
23:00:00	7	39.6	3	47.5
00:00:00	7	43.9	3	49.2
01:00:00	0	N/A	N/A	N/A
02:00:00	1	37.5	0	0.0
03:00:00	4	38.8	2	55.0
04:00:00	0	N/A	N/A	N/A
05:00:00	2	50.0	2	50.0
06:00:00	1	47.5	1	47.5
07:00:00	6	40.8	1	47.5
08:00:00	18	30.1	4	51.3
09:00:00	15	39.3	5	48.5
10:00:00	21	32.4	7	49.6
11:00:00	17	33.1	10	49.0
12:00:00	29	30.9	11	49.8
13:00:00	38	31.2	16	51.3
14:00:00	30	34.3	10	48.5
15:00:00	29	30.2	10	48.5
16:00:00	39	26.0	13	48.7
17:00:00	19	39.1	8	49.4
18:00:00	38	32.4	15	49.5
19:00:00	223	2.4	3	49.2
20:00:00	16	33.9	4	47.5
21:00:00	10	29.8	1	47.5
22:00:00	9	40.3	1	52.5
23:00:00	6	30.4	1	47.5
00:00:00	5	43.5	1	52.5
01:00:00	3	54.2	3	54.2
02:00:00	0	N/A	N/A	N/A
03:00:00	1	52.5	1	52.5
04:00:00	2	45.0	1	47.5
05:00:00	8	40.6	2	47.5
06:00:00	12	38.5	4	48.8
07:00:00	24	29.8	4	48.8
08:00:00	21	33.8	11	48.9

Starting Hour	Count	Average Speed of all Traffic	Violator Counts	Average Speed of Violators
09:00:00	26	28.8	8	48.8
10:00:00	33	30.5	6	50.0
11:00:00	30	31.9	10	48.5
12:00:00	36	31.7	13	47.9
13:00:00	32	29.5	10	49.0
14:00:00	34	30.1	7	48.2
15:00:00	54	26.0	19	49.1
16:00:00	50	28.4	26	48.8
17:00:00	69	21.9	28	48.9
18:00:00	34	25.4	15	48.2
19:00:00	18	37.1	10	48.0
20:00:00	33	29.9	10	49.0
21:00:00	12	42.1	3	47.5
22:00:00	9	36.7	3	52.5
23:00:00	5	49.5	2	60.0
00:00:00	1	42.5	0	0.0
01:00:00	1	47.5	1	47.5
02:00:00	1	37.5	0	0.0
03:00:00	2	42.5	0	0.0
04:00:00	0	N/A	N/A	N/A
05:00:00	7	35.0	2	52.5
06:00:00	13	28.5	5	47.5
07:00:00	39	27.2	8	50.6
08:00:00	27	34.6	10	49.5
09:00:00	20	31.6	5	48.5
10:00:00	29	31.0	7	49.6
11:00:00	34	30.2	6	49.2
12:00:00	45	27.4	13	49.0
13:00:00	40	25.6	18	48.9
14:00:00	36	28.5	12	48.3
15:00:00	52	29.1	17	49.6
16:00:00	59	24.5	14	50.4
17:00:00	52	27.7	31	48.8
18:00:00	33	30.8	13	49.4
19:00:00	20	37.9	8	50.6
20:00:00	18	35.4	6	48.3
21:00:00	17	32.9	5	47.5
22:00:00	4	38.8	0	0.0
23:00:00	6	34.6	0	0.0

Incoming Histogram
Foresman Blvd

from Tue-Aug-24-2021-12-00-AM to Tue-Aug-31-2021-11-59-PM

Date	Starting Hr:min	<15	15 to <20	20 to <25	25 to <30	30 to <35	35 to <40	40 to <45	45 to <50	50 to <55	55 to <60	60 to <65	65 to <70	70 to <75	75 to <80	80 to <85	85 to <90	90 to <95	95 to <100	100 to >105	Total Counts	85pct Speed	10MPH Pace	% in pace	# of Speeders	% Speeders
8/24/2021	00:00	0	0	0	0	0	0	2	1	0	0	0	0	0	0	0	0	0	0	0	3	50	40 to 50	100.0	1	33.3
8/24/2021	01:00	0	0	0	0	0	1	0	0	0	0	0	0	0	0	0	0	0	0	0	1	40	30 to 40	100.0	*	*
8/24/2021	02:00	0	0	0	0	0	0	0	1	0	0	0	0	0	0	0	0	0	0	0	1	50	40 to 50	100.0	1	100.0
8/24/2021	03:00	0	0	0	0	0	0	1	0	0	0	0	0	0	0	0	0	0	0	0	1	45	35 to 45	100.0	*	*
8/24/2021	04:00	0	0	0	0	0	0	0	0	0	0	0	0	0	0	0	0	0	0	0	0	0	*	*	*	*
8/24/2021	05:00	0	0	1	1	1	0	2	3	0	0	0	0	0	0	0	0	0	0	0	8	48.3	40 to 50	62.5	3	37.5
8/24/2021	06:00	0	0	1	1	2	2	7	2	0	0	0	0	0	0	0	0	0	0	0	15	45	35 to 45	73.3	2	13.3
8/24/2021	07:00	0	0	0	0	8	9	13	9	1	0	0	0	0	0	0	0	0	0	0	40	47.2	40 to 50	77.5	10	25.0
8/24/2021	08:00	0	0	0	0	0	6	11	6	1	4	0	0	0	0	0	0	0	0	0	28	55	40 to 50	82.1	11	39.3
8/24/2021	09:00	0	0	0	0	2	10	15	8	2	0	0	0	0	0	0	0	0	0	0	37	47.5	40 to 50	89.2	10	27.0
8/24/2021	10:00	0	0	0	0	3	3	14	1	5	0	0	0	1	0	0	0	0	0	0	27	52	35 to 45	74.1	7	25.9
8/24/2021	11:00	1	0	3	0	5	7	10	4	0	0	0	0	0	0	0	0	0	0	0	30	45	35 to 45	73.3	4	13.3
8/24/2021	12:00	0	0	1	2	3	2	10	10	3	1	0	0	0	0	0	0	0	0	0	32	49.5	45 to 55	71.9	14	43.8
8/24/2021	13:00	0	0	1	2	1	5	5	2	3	0	0	0	0	0	0	0	0	0	0	19	50	40 to 50	63.2	5	26.3
8/24/2021	14:00	0	0	0	3	6	9	14	8	3	0	1	0	0	0	0	0	0	0	0	44	48.1	40 to 50	70.5	12	27.3
8/24/2021	15:00	0	0	0	1	1	4	16	13	4	0	0	0	0	0	0	0	0	0	0	39	49.2	40 to 50	84.6	17	43.6
8/24/2021	16:00	0	0	0	1	1	6	22	15	4	2	0	0	0	0	0	0	0	0	0	51	49.3	40 to 50	84.3	21	41.2
8/24/2021	17:00	0	0	0	0	1	3	12	18	4	3	1	0	0	0	0	0	0	0	0	42	52.5	45 to 55	81.0	26	61.9
8/24/2021	18:00	0	0	0	0	2	3	19	8	3	2	0	0	0	0	0	0	0	0	0	37	49.4	40 to 50	81.1	13	35.1
8/24/2021	19:00	0	0	0	0	0	3	15	4	1	0	0	0	0	0	0	0	0	0	0	23	47.5	40 to 50	95.7	5	21.7
8/24/2021	20:00	0	0	0	1	2	3	7	2	0	0	0	0	0	0	0	0	0	0	0	15	45	35 to 45	80.0	2	13.3
8/24/2021	21:00	0	0	0	0	0	4	8	4	0	0	0	0	0	0	0	0	0	0	0	16	47.5	40 to 50	100.0	4	25.0
8/24/2021	22:00	0	0	0	0	0	2	2	4	0	1	0	0	0	0	0	0	0	0	0	9	50	40 to 50	88.9	5	55.6
8/24/2021	23:00	0	0	0	0	0	1	1	0	0	0	0	0	0	0	0	0	0	0	0	2	45	35 to 45	100.0	*	*
24 Hr Summary		1	0	7	12	38	83	206	123	34	13	2	0	1	0	0	0	0	0	0	520	48.9	40 to 50	79.2	173	33.3

Incoming Histogram
Foresman Blvd

from Tue-Aug-24-2021-12-00-AM to Tue-Aug-31-2021-11-59-PM

Date	Starting Hr:min	<15	15 to <20	20 to <25	25 to <30	30 to <35	35 to <40	40 to <45	45 to <50	50 to <55	55 to <60	60 to <65	65 to <70	70 to <75	75 to <80	80 to <85	85 to <90	90 to <95	95 to <100	100 to >105	Total Counts	85pct Speed	10MPH Pace	% in pace	# of Speeders	% Speeders
8/25/2021	00:00	0	0	0	0	0	0	1	1	0	0	0	0	0	0	0	0	0	0	0	2	50	40 to 50	100.0	1	50.0
8/25/2021	01:00	0	0	0	0	0	1	1	0	0	0	0	0	0	0	0	0	0	0	0	2	45	35 to 45	100.0	*	*
8/25/2021	02:00	0	0	0	0	1	0	0	1	0	0	0	0	0	0	0	0	0	0	0	2	50	25 to 35	50.0	1	50.0
8/25/2021	03:00	0	0	0	0	0	0	0	0	0	0	1	0	0	0	0	0	0	0	0	1	65	55 to 65	100.0	1	100.0
8/25/2021	04:00	0	0	0	0	0	0	0	0	1	0	0	0	0	0	0	0	0	0	0	1	55	45 to 55	100.0	1	100.0
8/25/2021	05:00	0	0	0	2	1	1	2	0	1	0	0	0	0	0	0	0	0	0	0	7	45	30 to 40	57.1	1	14.3
8/25/2021	06:00	0	0	0	2	1	8	6	2	1	0	0	0	0	0	0	0	0	0	0	20	45	40 to 50	80.0	3	15.0
8/25/2021	07:00	0	0	0	1	1	7	13	2	0	1	0	0	0	0	0	0	0	0	0	25	44.6	40 to 50	88.0	3	12.0
8/25/2021	08:00	0	1	0	3	7	10	10	2	1	0	0	0	0	0	0	0	0	0	0	34	44	35 to 45	79.4	3	8.8
8/25/2021	09:00	1	0	1	0	11	4	5	3	0	0	0	0	0	0	0	0	0	0	0	25	44	35 to 45	80.0	3	12.0
8/25/2021	10:00	0	0	1	5	12	12	2	0	0	0	0	0	0	0	0	0	0	0	0	32	38.8	30 to 40	90.6	*	*
8/25/2021	11:00	0	0	2	3	10	9	6	0	1	0	0	0	0	0	0	0	0	0	0	31	41.7	35 to 45	80.6	1	3.2
8/25/2021	12:00	0	0	0	0	5	3	8	11	6	1	1	0	0	0	0	0	0	0	0	35	52.5	45 to 55	71.4	19	54.3
8/25/2021	13:00	0	0	0	1	5	2	12	4	2	1	0	0	0	0	0	0	0	0	0	27	48.8	35 to 45	70.4	7	25.9
8/25/2021	14:00	0	0	0	2	4	1	8	8	6	1	0	0	0	0	0	0	0	0	0	30	52.5	45 to 55	73.3	15	50.0
8/25/2021	15:00	0	0	1	2	2	8	11	14	5	0	0	0	0	0	0	0	0	0	0	43	49.6	40 to 50	76.7	19	44.2
8/25/2021	16:00	52	0	1	0	3	8	18	11	4	1	0	0	0	0	0	0	0	0	0	98	45.5	5 to 15	53.1	16	16.3
8/25/2021	17:00	0	0	1	0	2	9	23	12	6	1	1	0	0	0	0	0	0	0	0	55	50	40 to 50	80.0	20	36.4
8/25/2021	18:00	0	0	0	2	2	8	10	6	3	0	0	0	0	0	0	0	0	0	0	31	48.3	40 to 50	77.4	9	29.0
8/25/2021	19:00	0	0	0	0	1	3	15	4	0	1	0	0	0	0	0	0	0	0	0	24	46.2	40 to 50	91.7	5	20.8
8/25/2021	20:00	0	0	0	1	0	4	8	3	0	0	0	0	0	0	0	0	0	0	0	16	46.7	40 to 50	93.8	3	18.8
8/25/2021	21:00	0	0	0	0	1	1	11	1	0	0	0	0	0	0	0	0	0	0	0	14	44.5	35 to 45	92.9	1	7.1
8/25/2021	22:00	0	0	0	0	0	0	2	2	0	0	0	0	0	0	0	0	0	0	0	4	47.5	40 to 50	100.0	2	50.0
8/25/2021	23:00	0	0	0	0	1	1	4	1	0	0	0	0	0	0	0	0	0	0	0	7	45	35 to 45	85.7	1	14.3
24 Hr Summary		53	1	7	24	70	100	176	88	37	7	3	0	0	0	0	0	0	0	0	566	47.8	40 to 50	64.3	135	23.9

Incoming Histogram
Foresman Blvd

from Tue-Aug-24-2021-12-00-AM to Tue-Aug-31-2021-11-59-PM

Date	Starting Hr:min	<15	15 to <20	20 to <25	25 to <30	30 to <35	35 to <40	40 to <45	45 to <50	50 to <55	55 to <60	60 to <65	65 to <70	70 to <75	75 to <80	80 to <85	85 to <90	90 to <95	95 to <100	100 to >105	Total Counts	85pct Speed	10MPH Pace	% in pace	# of Speeders	% Speeders
8/26/2021	00:00	0	0	0	0	0	0	1	0	0	0	0	0	0	0	0	0	0	0	0	1	45	35 to 45	100.0	*	*
8/26/2021	01:00	0	0	0	0	0	0	0	0	0	0	0	0	0	0	0	0	0	0	0	0	0	*	*	*	*
8/26/2021	02:00	0	0	0	0	0	0	0	0	0	0	0	0	0	0	0	0	0	0	0	0	0	*	*	*	*
8/26/2021	03:00	0	0	0	0	0	0	1	0	1	0	0	0	0	0	0	0	0	0	0	2	55	45 to 55	100.0	1	50.0
8/26/2021	04:00	0	0	0	0	0	0	0	0	0	0	0	0	0	0	0	0	0	0	0	0	0	*	*	*	*
8/26/2021	05:00	0	0	0	1	2	1	2	0	0	0	0	0	0	0	0	0	0	0	0	6	42.5	35 to 45	83.3	*	*
8/26/2021	06:00	0	1	1	1	2	3	5	0	1	0	0	0	0	0	0	0	0	0	0	14	44	35 to 45	71.4	1	7.1
8/26/2021	07:00	0	0	0	1	2	11	20	3	1	0	0	0	0	0	0	0	0	0	0	38	44.5	40 to 50	89.5	4	10.5
8/26/2021	08:00	0	0	1	1	4	6	15	6	1	0	0	0	0	0	0	0	0	0	0	34	46.7	40 to 50	79.4	7	20.6
8/26/2021	09:00	136	1	0	2	3	6	9	0	0	1	0	0	0	0	0	0	0	0	0	158	14.3	10 to 20	86.7	1	0.6
8/26/2021	10:00	1	0	0	1	0	3	16	5	2	0	0	0	0	0	0	0	0	0	0	28	48	40 to 50	85.7	7	25.0
8/26/2021	11:00	0	1	2	1	2	7	18	8	1	0	0	0	0	0	0	0	0	0	0	40	46.9	40 to 50	82.5	9	22.5
8/26/2021	12:00	0	0	0	3	2	10	10	5	5	1	0	0	0	0	0	0	0	0	0	36	51	40 to 50	69.4	11	30.6
8/26/2021	13:00	1	0	0	1	0	6	10	12	0	0	0	0	0	0	0	0	0	0	0	30	48.3	40 to 50	93.3	12	40.0
8/26/2021	14:00	0	0	0	1	4	6	14	11	2	2	0	0	0	0	0	0	0	0	0	40	49.1	40 to 50	77.5	15	37.5
8/26/2021	15:00	0	0	1	1	2	2	17	10	3	0	0	1	0	0	0	0	0	0	0	37	49	45 to 55	81.1	14	37.8
8/26/2021	16:00	0	0	1	1	1	3	29	24	0	0	0	0	0	0	0	0	0	0	0	59	48.1	40 to 50	94.9	24	40.7
8/26/2021	17:00	0	0	1	0	1	7	35	12	7	2	1	0	0	0	0	0	0	0	0	66	50	40 to 50	81.8	22	33.3
8/26/2021	18:00	0	0	1	1	1	2	19	5	1	0	0	0	0	0	0	0	0	0	0	30	47	40 to 50	86.7	6	20.0
8/26/2021	19:00	0	1	0	0	2	1	14	9	3	0	0	0	0	0	0	0	0	0	0	30	49.4	45 to 55	86.7	12	40.0
8/26/2021	20:00	0	0	0	1	2	4	9	1	0	0	0	0	0	0	0	0	0	0	0	17	43.9	35 to 45	88.2	1	5.9
8/26/2021	21:00	0	0	0	0	1	2	8	1	0	0	0	0	0	0	0	0	0	0	0	12	44.4	35 to 45	91.7	1	8.3
8/26/2021	22:00	0	0	0	1	0	1	2	1	0	0	0	0	0	0	0	0	0	0	0	5	45	40 to 50	80.0	1	20.0
8/26/2021	23:00	0	0	0	0	0	2	3	1	0	0	0	0	0	0	0	0	0	0	0	6	45	40 to 50	100.0	1	16.7
24 Hr Summary		138	4	8	18	31	83	257	114	28	6	1	1	0	0	0	0	0	0	0	689	47.1	40 to 50	65.9	150	21.8

Incoming Histogram
Foresman Blvd

from Tue-Aug-24-2021-12-00-AM to Tue-Aug-31-2021-11-59-PM

Date	Starting Hr:min	<15	15 to <20	20 to <25	25 to <30	30 to <35	35 to <40	40 to <45	45 to <50	50 to <55	55 to <60	60 to <65	65 to <70	70 to <75	75 to <80	80 to <85	85 to <90	90 to <95	95 to <100	100 to >105	Total Counts	85pct Speed	10MPH Pace	% in pace	# of Speeders	% Speeders
8/27/2021	00:00	0	0	0	0	1	0	1	2	2	0	0	0	0	0	0	0	0	0	0	6	52.5	45 to 55	83.3	4	66.7
8/27/2021	01:00	0	0	0	0	0	1	0	1	0	0	0	0	0	0	0	0	0	0	0	2	50	40 to 50	100.0	1	50.0
8/27/2021	02:00	0	0	0	0	0	0	0	1	0	0	0	0	0	0	0	0	0	0	0	1	50	40 to 50	100.0	1	100.0
8/27/2021	03:00	0	0	0	0	0	0	1	0	0	0	0	0	0	0	0	0	0	0	0	1	45	35 to 45	100.0	*	*
8/27/2021	04:00	0	0	0	0	0	0	0	0	0	0	0	0	0	0	0	0	0	0	0	0	0	*	*	*	*
8/27/2021	05:00	0	0	0	2	1	3	2	0	1	0	0	0	0	0	0	0	0	0	0	9	45	30 to 40	66.7	1	11.1
8/27/2021	06:00	0	1	0	1	0	0	4	1	1	1	1	0	0	0	0	0	0	0	0	10	55	45 to 55	60.0	4	40.0
8/27/2021	07:00	0	1	4	4	1	10	14	4	1	0	0	0	0	0	0	0	0	0	0	39	44.6	40 to 50	71.8	5	12.8
8/27/2021	08:00	0	0	0	2	1	4	11	10	2	1	0	0	0	0	0	0	0	0	0	31	49	40 to 50	80.6	13	41.9
8/27/2021	09:00	0	0	0	1	1	6	8	9	1	1	0	0	0	0	0	0	0	0	0	27	48.9	40 to 50	85.2	11	40.7
8/27/2021	10:00	0	0	0	1	5	7	16	5	2	0	0	0	0	0	0	0	0	0	0	36	47	35 to 45	77.8	7	19.4
8/27/2021	11:00	0	0	1	0	1	11	9	9	2	0	0	1	0	0	0	0	0	0	0	34	48.9	40 to 50	85.3	12	35.3
8/27/2021	12:00	0	0	0	1	4	2	18	12	6	0	0	0	0	0	0	0	0	0	0	43	50	45 to 55	83.7	18	41.9
8/27/2021	13:00	0	0	0	0	2	4	18	9	2	1	0	0	0	0	0	0	0	0	0	36	48.9	40 to 50	86.1	12	33.3
8/27/2021	14:00	105	1	0	2	1	6	15	8	2	0	0	0	0	0	0	0	0	0	0	140	41.3	10 to 20	75.7	10	7.1
8/27/2021	15:00	105	0	1	2	4	3	15	11	6	2	0	0	0	0	0	0	0	0	0	149	44	5 to 15	70.5	19	12.8
8/27/2021	16:00	0	0	0	2	0	4	25	18	5	0	0	0	0	0	0	0	0	0	0	54	49.2	45 to 55	88.9	23	42.6
8/27/2021	17:00	0	0	0	0	2	6	19	16	8	0	1	0	0	0	0	0	0	0	0	52	50.6	45 to 55	82.7	25	48.1
8/27/2021	18:00	0	0	0	0	1	7	13	12	3	0	0	0	0	0	0	0	0	0	0	36	49.2	40 to 50	88.9	15	41.7
8/27/2021	19:00	0	0	0	0	1	9	14	6	1	0	0	0	0	0	0	0	0	0	0	31	46.7	40 to 50	93.5	7	22.6
8/27/2021	20:00	0	0	1	0	2	7	10	5	0	0	0	0	0	0	0	0	0	0	0	25	46	40 to 50	88.0	5	20.0
8/27/2021	21:00	0	0	0	1	0	4	6	6	1	0	0	0	0	0	0	0	0	0	0	18	48.3	40 to 50	88.9	7	38.9
8/27/2021	22:00	0	0	0	0	0	2	4	4	2	0	0	0	0	0	0	0	0	0	0	12	50	40 to 50	83.3	6	50.0
8/27/2021	23:00	0	0	0	0	1	2	1	1	0	0	0	0	0	0	0	0	0	0	0	5	45	35 to 45	80.0	1	20.0
24 Hr Summary		210	3	7	19	29	98	224	150	48	6	2	1	0	0	0	0	0	0	0	797	47.9	40 to 50	59.2	207	26.0

Incoming Histogram
Foresman Blvd

from Tue-Aug-24-2021-12-00-AM to Tue-Aug-31-2021-11-59-PM

Date	Starting Hr:min	<15	15 to <20	20 to <25	25 to <30	30 to <35	35 to <40	40 to <45	45 to <50	50 to <55	55 to <60	60 to <65	65 to <70	70 to <75	75 to <80	80 to <85	85 to <90	90 to <95	95 to <100	100 to >105	Total Counts	85pct Speed	10MPH Pace	% in pace	# of Speeders	% Speeders
8/28/2021	00:00	0	0	0	0	0	0	1	1	0	0	1	0	0	0	0	0	0	0	0	3	65	40 to 50	66.7	2	66.7
8/28/2021	01:00	0	0	0	0	0	0	0	1	1	0	0	0	0	0	0	0	0	0	0	2	55	45 to 55	100.0	2	100.0
8/28/2021	02:00	0	0	0	0	1	0	1	1	0	0	0	0	0	0	0	0	0	0	0	3	50	35 to 45	66.7	1	33.3
8/28/2021	03:00	0	0	0	0	0	1	0	0	0	1	0	0	0	0	0	0	0	0	0	2	60	30 to 40	50.0	1	50.0
8/28/2021	04:00	0	0	0	0	0	0	0	0	0	0	0	0	0	0	0	0	0	0	0	0	0	*	*	*	*
8/28/2021	05:00	0	0	0	0	0	1	2	1	0	0	0	0	0	0	0	0	0	0	0	4	45	40 to 50	100.0	1	25.0
8/28/2021	06:00	0	0	0	0	0	2	1	0	0	0	0	0	0	0	0	0	0	0	0	3	45	35 to 45	100.0	*	*
8/28/2021	07:00	0	0	0	0	2	0	6	1	0	0	0	0	0	0	0	0	0	0	0	9	45	35 to 45	88.9	1	11.1
8/28/2021	08:00	0	0	1	2	0	2	5	3	1	0	0	0	0	0	0	0	0	0	0	14	48.3	40 to 50	71.4	4	28.6
8/28/2021	09:00	0	0	0	0	1	0	3	8	1	0	0	0	0	0	0	0	0	0	0	13	49.4	45 to 55	92.3	9	69.2
8/28/2021	10:00	0	0	0	0	3	3	9	10	1	0	0	0	0	0	0	0	0	0	0	26	48.5	40 to 50	84.6	11	42.3
8/28/2021	11:00	0	0	1	2	1	4	13	8	2	0	0	0	0	0	0	0	0	0	0	31	48.1	40 to 50	80.6	10	32.3
8/28/2021	12:00	0	0	0	1	3	2	12	11	4	1	0	0	0	0	0	0	0	0	0	34	50	45 to 55	79.4	16	47.1
8/28/2021	13:00	390	21	1	0	0	6	5	7	2	0	0	0	0	0	0	0	0	0	0	432	14.1	10 to 20	95.1	9	2.1
8/28/2021	14:00	0	0	1	3	3	7	13	7	3	1	0	0	0	0	0	0	0	0	0	38	48.6	40 to 50	71.1	11	28.9
8/28/2021	15:00	0	0	0	2	2	2	14	6	1	1	0	0	0	0	0	0	0	0	0	28	48.3	40 to 50	78.6	8	28.6
8/28/2021	16:00	0	0	1	1	0	4	12	15	2	2	0	0	0	0	0	0	0	0	0	37	49.3	40 to 50	83.8	19	51.4
8/28/2021	17:00	0	0	0	1	1	7	15	9	2	1	0	0	0	0	0	0	0	0	0	36	48.9	40 to 50	86.1	12	33.3
8/28/2021	18:00	0	0	1	2	1	4	9	3	2	2	0	0	0	0	0	0	0	0	0	24	50	40 to 50	66.7	7	29.2
8/28/2021	19:00	0	0	1	1	3	3	6	4	2	1	0	0	0	0	0	0	0	0	0	21	50	40 to 50	61.9	7	33.3
8/28/2021	20:00	0	0	0	1	0	4	11	3	0	0	0	0	0	0	0	0	0	0	0	19	45	40 to 50	94.7	3	15.8
8/28/2021	21:00	0	0	0	0	1	1	11	4	2	0	1	0	0	0	0	0	0	0	0	20	50	45 to 55	85.0	7	35.0
8/28/2021	22:00	0	0	0	1	0	0	3	0	1	0	0	0	0	0	0	0	0	0	0	5	45	45 to 55	80.0	1	20.0
8/28/2021	23:00	0	0	0	1	1	2	0	3	0	0	0	0	0	0	0	0	0	0	0	7	48.3	40 to 50	71.4	3	42.9
24 Hr Summary		390	21	7	18	23	55	152	106	27	10	2	0	0	0	0	0	0	0	0	811	46.1	10 to 20	50.7	145	17.9

Incoming Histogram
Foresman Blvd

from Tue-Aug-24-2021-12-00-AM to Tue-Aug-31-2021-11-59-PM

Date	Starting Hr:min	<15	15 to <20	20 to <25	25 to <30	30 to <35	35 to <40	40 to <45	45 to <50	50 to <55	55 to <60	60 to <65	65 to <70	70 to <75	75 to <80	80 to <85	85 to <90	90 to <95	95 to <100	100 to >105	Total Counts	85pct Speed	10MPH Pace	% in pace	# of Speeders	% Speeders
8/29/2021	00:00	0	0	0	0	0	2	2	2	1	0	0	0	0	0	0	0	0	0	0	7	50	40 to 50	85.7	3	42.9
8/29/2021	01:00	0	0	0	0	0	0	0	0	0	0	0	0	0	0	0	0	0	0	0	0	0	*	*	*	*
8/29/2021	02:00	0	0	0	0	0	1	0	0	0	0	0	0	0	0	0	0	0	0	0	1	40	30 to 40	100.0	*	*
8/29/2021	03:00	1	0	0	0	0	1	0	0	1	1	0	0	0	0	0	0	0	0	0	4	55	50 to 60	50.0	2	50.0
8/29/2021	04:00	0	0	0	0	0	0	0	0	0	0	0	0	0	0	0	0	0	0	0	0	0	*	*	*	*
8/29/2021	05:00	0	0	0	0	0	0	0	1	1	0	0	0	0	0	0	0	0	0	0	2	55	45 to 55	100.0	2	100.0
8/29/2021	06:00	0	0	0	0	0	0	0	1	0	0	0	0	0	0	0	0	0	0	0	1	50	40 to 50	100.0	1	100.0
8/29/2021	07:00	0	0	0	0	1	1	3	1	0	0	0	0	0	0	0	0	0	0	0	6	45	35 to 45	83.3	1	16.7
8/29/2021	08:00	0	0	0	2	1	2	10	3	0	0	1	0	0	0	0	0	0	0	0	19	46.7	40 to 50	78.9	4	21.1
8/29/2021	09:00	0	0	0	2	0	1	6	4	1	0	0	0	0	0	0	0	0	0	0	14	48.8	40 to 50	78.6	5	35.7
8/29/2021	10:00	0	0	2	0	3	1	8	7	1	2	0	0	0	0	0	0	0	0	0	24	49.3	40 to 50	66.7	10	41.7
8/29/2021	11:00	0	0	1	0	1	3	3	6	1	0	0	0	0	0	0	0	0	0	0	15	49.2	40 to 50	80.0	7	46.7
8/29/2021	12:00	0	0	1	0	2	3	14	7	3	1	0	0	0	0	0	0	0	0	0	31	49.3	40 to 50	77.4	11	35.5
8/29/2021	13:00	0	0	0	0	2	3	15	10	5	1	0	0	1	0	0	0	0	0	0	37	51	45 to 55	81.1	17	45.9
8/29/2021	14:00	0	0	0	0	4	1	15	9	2	0	0	0	0	0	0	0	0	0	0	31	48.3	45 to 55	83.9	11	35.5
8/29/2021	15:00	0	0	0	1	0	2	16	6	3	0	0	0	0	0	0	0	0	0	0	28	49.2	45 to 55	89.3	9	32.1
8/29/2021	16:00	0	0	0	2	1	6	17	10	2	0	0	0	0	0	0	0	0	0	0	38	48	40 to 50	86.8	12	31.6
8/29/2021	17:00	0	0	0	0	2	4	10	6	3	0	0	0	0	0	0	0	0	0	0	25	49.2	40 to 50	80.0	9	36.0
8/29/2021	18:00	0	0	0	0	2	6	11	10	3	0	1	0	0	0	0	0	0	0	0	33	49.5	40 to 50	81.8	14	42.4
8/29/2021	19:00	210	0	0	0	1	6	3	3	1	0	0	0	0	0	0	0	0	0	0	224	12.9	5 to 15	93.8	4	1.8
8/29/2021	20:00	0	0	0	0	1	2	8	3	0	0	0	0	0	0	0	0	0	0	0	14	46.7	40 to 50	92.9	3	21.4
8/29/2021	21:00	0	0	0	0	0	2	7	1	0	0	0	0	0	0	0	0	0	0	0	10	44.3	40 to 50	100.0	1	10.0
8/29/2021	22:00	0	0	0	0	1	4	2	0	1	0	0	0	0	0	0	0	0	0	0	8	45	35 to 45	87.5	1	12.5
8/29/2021	23:00	0	0	0	1	2	1	2	1	1	0	0	0	0	0	0	0	0	0	0	8	50	35 to 45	62.5	2	25.0
24 Hr Summary		211	0	4	8	24	52	152	91	30	5	2	0	1	0	0	0	0	0	0	580	47.3	40 to 50	50.9	129	22.2

Incoming Histogram
Foresman Blvd

from Tue-Aug-24-2021-12-00-AM to Tue-Aug-31-2021-11-59-PM

Date	Starting Hr:min	<15	15 to <20	20 to <25	25 to <30	30 to <35	35 to <40	40 to <45	45 to <50	50 to <55	55 to <60	60 to <65	65 to <70	70 to <75	75 to <80	80 to <85	85 to <90	90 to <95	95 to <100	100 to >105	Total Counts	85pct Speed	10MPH Pace	% in pace	# of Speeders	% Speeders
8/30/2021	00:00	0	0	0	0	0	0	3	1	0	0	0	0	0	0	0	0	0	0	0	4	45	40 to 50	100.0	1	25.0
8/30/2021	01:00	0	0	0	0	0	0	0	1	0	0	0	1	0	0	0	0	0	0	0	2	70	40 to 50	50.0	2	100.0
8/30/2021	02:00	0	0	0	0	0	0	0	0	0	0	0	0	0	0	0	0	0	0	0	0	0	*	*	*	*
8/30/2021	03:00	0	0	0	0	0	0	0	0	1	0	0	0	0	0	0	0	0	0	0	1	55	45 to 55	100.0	1	100.0
8/30/2021	04:00	0	0	0	0	0	0	1	1	0	0	0	0	0	0	0	0	0	0	0	2	50	40 to 50	100.0	1	50.0
8/30/2021	05:00	0	0	0	0	2	1	3	2	0	0	0	0	0	0	0	0	0	0	0	8	47.5	35 to 45	75.0	2	25.0
8/30/2021	06:00	1	1	0	1	1	4	5	3	1	0	0	0	0	0	0	0	0	0	0	17	46.7	40 to 50	70.6	4	23.5
8/30/2021	07:00	1	0	1	2	0	1	10	4	1	0	0	0	0	0	0	0	0	0	0	20	47.5	40 to 50	75.0	5	25.0
8/30/2021	08:00	0	0	0	0	1	3	7	10	3	1	0	0	0	0	0	0	0	0	0	25	50	40 to 50	80.0	14	56.0
8/30/2021	09:00	0	0	1	3	3	1	9	4	0	0	0	0	0	0	0	0	0	0	0	21	46.2	40 to 50	66.7	4	19.0
8/30/2021	10:00	0	0	0	1	2	8	19	6	1	1	0	0	0	0	0	0	0	0	0	38	46.7	40 to 50	86.8	8	21.1
8/30/2021	11:00	0	0	1	1	2	6	8	7	3	0	0	0	0	0	0	0	0	0	0	28	49.3	40 to 50	75.0	10	35.7
8/30/2021	12:00	0	0	0	2	1	5	16	11	0	0	0	0	0	0	0	0	0	0	0	35	47.7	40 to 50	91.4	11	31.4
8/30/2021	13:00	0	0	0	0	2	3	17	7	4	0	0	0	0	0	0	0	0	0	0	33	49.3	45 to 55	84.8	11	33.3
8/30/2021	14:00	0	0	0	4	0	6	17	8	0	0	0	0	0	0	0	0	0	0	0	35	46.9	40 to 50	88.6	8	22.9
8/30/2021	15:00	0	0	0	3	3	7	21	12	4	1	0	0	0	0	0	0	0	0	0	51	48.8	40 to 50	78.4	17	33.3
8/30/2021	16:00	0	0	0	1	3	3	21	20	8	0	0	0	0	0	0	0	0	0	0	56	50	45 to 55	87.5	28	50.0
8/30/2021	17:00	0	0	0	1	3	5	30	20	5	1	0	0	0	0	0	0	0	0	0	65	49	40 to 50	84.6	26	40.0
8/30/2021	18:00	0	0	0	1	3	4	9	15	2	0	0	0	0	0	0	0	0	0	0	34	49	40 to 50	82.4	17	50.0
8/30/2021	19:00	0	0	0	0	1	2	6	8	2	0	0	0	0	0	0	0	0	0	0	19	49.4	40 to 50	84.2	10	52.6
8/30/2021	20:00	0	0	0	0	2	6	14	6	2	0	0	0	0	0	0	0	0	0	0	30	48.3	40 to 50	86.7	8	26.7
8/30/2021	21:00	0	0	0	0	1	2	6	3	0	0	0	0	0	0	0	0	0	0	0	12	46.7	40 to 50	91.7	3	25.0
8/30/2021	22:00	0	2	0	1	0	0	2	1	2	1	0	0	0	0	0	0	0	0	0	9	55	45 to 55	55.6	4	44.4
8/30/2021	23:00	0	0	0	0	0	0	3	0	0	0	0	1	0	0	0	0	0	0	0	4	45	35 to 45	75.0	1	25.0
24 Hr Summary		2	3	3	21	30	67	227	150	39	5	0	2	0	0	0	0	0	0	0	549	48.8	40 to 50	80.9	196	35.7

Incoming Histogram
Foresman Blvd

from Tue-Aug-24-2021-12-00-AM to Tue-Aug-31-2021-11-59-PM

Date	Starting Hr:min	<15	15 to <20	20 to <25	25 to <30	30 to <35	35 to <40	40 to <45	45 to <50	50 to <55	55 to <60	60 to <65	65 to <70	70 to <75	75 to <80	80 to <85	85 to <90	90 to <95	95 to <100	100 to >105	Total Counts	85pct Speed	10MPH Pace	% in pace	# of Speeders	% Speeders
8/31/2021	00:00	0	0	0	0	0	0	1	0	0	0	0	0	0	0	0	0	0	0	0	1	45	35 to 45	100.0	*	*
8/31/2021	01:00	0	0	0	0	0	1	0	1	0	0	0	0	0	0	0	0	0	0	0	2	50	40 to 50	100.0	1	50.0
8/31/2021	02:00	0	0	0	0	0	0	0	0	0	0	0	0	0	0	0	0	0	0	0	0	0	*	*	*	*
8/31/2021	03:00	0	0	0	0	0	0	2	0	0	0	0	0	0	0	0	0	0	0	0	2	45	35 to 45	100.0	*	*
8/31/2021	04:00	0	0	0	0	0	0	0	0	0	0	0	0	0	0	0	0	0	0	0	0	0	*	*	*	*
8/31/2021	05:00	0	0	0	1	1	2	1	0	2	0	0	0	0	0	0	0	0	0	0	7	52.5	30 to 40	57.1	2	28.6
8/31/2021	06:00	0	0	2	1	2	1	3	5	0	1	0	0	0	0	0	0	0	0	0	15	49	40 to 50	60.0	6	40.0
8/31/2021	07:00	0	0	0	3	1	8	20	5	3	0	0	0	0	0	0	0	0	0	0	40	47	40 to 50	82.5	8	20.0
8/31/2021	08:00	0	0	0	0	5	4	9	7	2	1	0	0	0	0	0	0	0	0	0	28	49.3	40 to 50	71.4	10	35.7
8/31/2021	09:00	0	0	0	1	0	2	9	3	1	0	0	0	0	0	0	0	0	0	0	16	48.3	40 to 50	87.5	4	25.0
8/31/2021	10:00	0	1	0	2	5	5	13	4	3	0	0	0	0	0	0	0	0	0	0	33	47.5	35 to 45	69.7	7	21.2
8/31/2021	11:00	0	0	0	2	0	8	18	5	3	0	0	0	0	0	0	0	0	0	0	36	48	40 to 50	86.1	8	22.2
8/31/2021	12:00	0	0	1	4	3	7	16	11	3	0	0	0	0	0	0	0	0	0	0	45	48.2	40 to 50	75.6	14	31.1
8/31/2021	13:00	0	0	0	2	3	4	10	11	5	0	0	0	0	0	0	0	0	0	0	35	50	45 to 55	74.3	16	45.7
8/31/2021	14:00	0	0	0	1	3	5	16	9	3	0	0	0	0	0	0	0	0	0	0	37	48.3	40 to 50	81.1	12	32.4
8/31/2021	15:00	0	2	2	1	4	11	18	13	5	1	0	0	0	0	0	0	0	0	0	57	48.8	40 to 50	73.7	19	33.3
8/31/2021	16:00	0	0	0	2	4	6	29	9	3	1	1	0	0	0	0	0	0	0	0	55	48.3	40 to 50	80.0	14	25.5
8/31/2021	17:00	0	0	0	1	2	9	12	24	3	2	0	0	0	0	0	0	0	0	0	53	49.4	40 to 50	84.9	29	54.7
8/31/2021	18:00	0	1	0	1	2	1	12	8	4	1	0	0	0	0	0	0	0	0	0	30	51.2	45 to 55	80.0	13	43.3
8/31/2021	19:00	0	0	0	0	1	4	9	6	1	0	1	0	0	0	0	0	0	0	0	22	49.2	40 to 50	86.4	8	36.4
8/31/2021	20:00	0	0	0	0	2	2	6	4	1	0	0	0	0	0	0	0	0	0	0	15	48.8	40 to 50	80.0	5	33.3
8/31/2021	21:00	0	0	1	1	1	2	7	5	0	0	0	0	0	0	0	0	0	0	0	17	47	40 to 50	82.4	5	29.4
8/31/2021	22:00	0	0	0	0	1	1	3	0	0	0	0	0	0	0	0	0	0	0	0	5	43.3	35 to 45	100.0	*	*
8/31/2021	23:00	0	0	0	0	0	1	4	0	0	0	0	0	0	0	0	0	0	0	0	5	43.8	35 to 45	100.0	*	*
24 Hr Summary		0	4	6	23	40	84	218	130	42	7	2	0	0	0	0	0	0	0	0	556	48.8	40 to 50	77.7	181	32.6

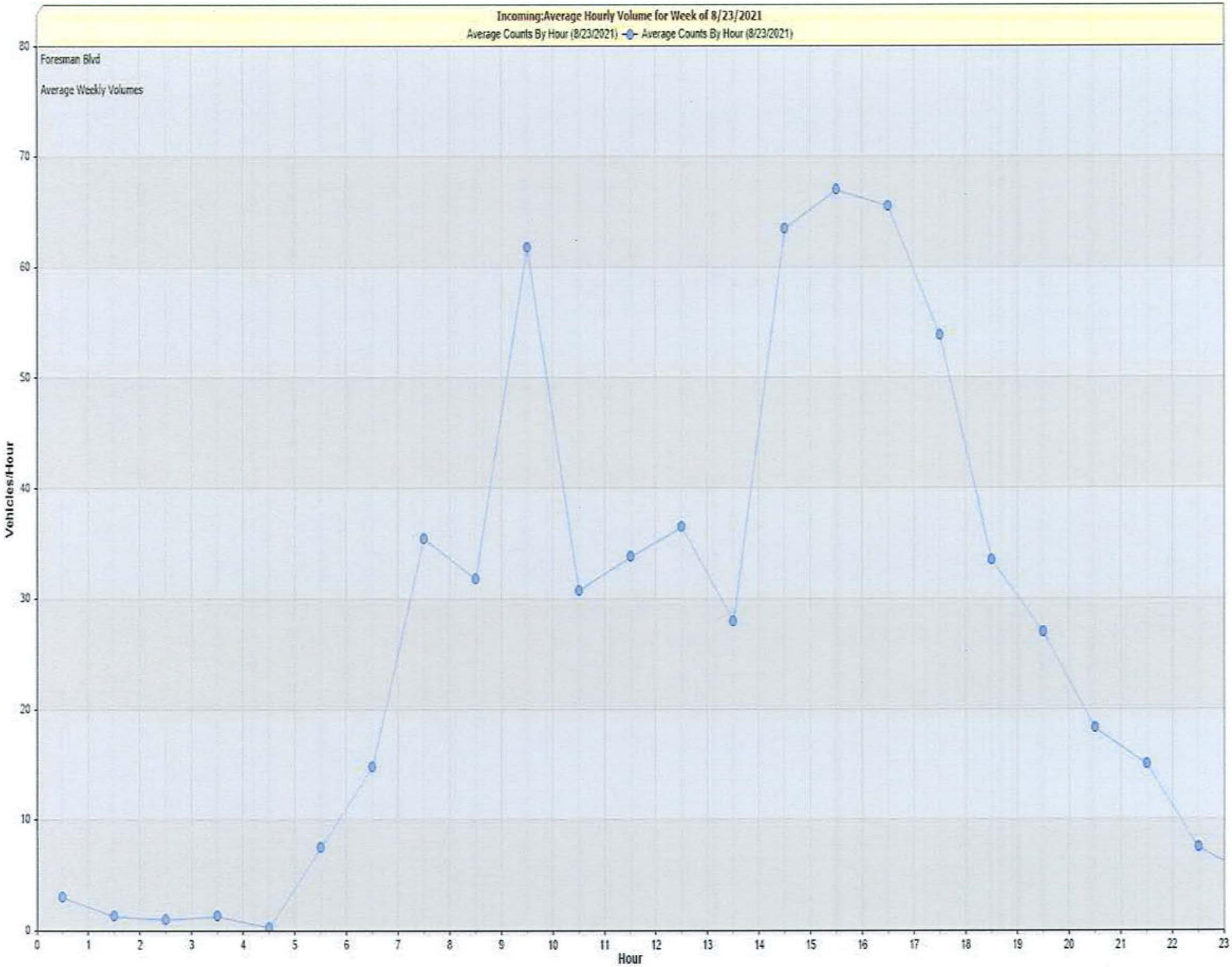
Incoming:Average Hourly Volume for Week of 8/23/2021
Average Counts By Hour (8/23/2021)
Average Counts By Hour (8/23/2021)
Foresman Blvd
Average Weekly Volumes
Vehicles/Hour
Hour
0
10
20
30
40
50
60
70
80
0 1 2 3 4 5 6 7 8 9 10 11 12 13 14 15 16 17 18 19 20 21 22 23

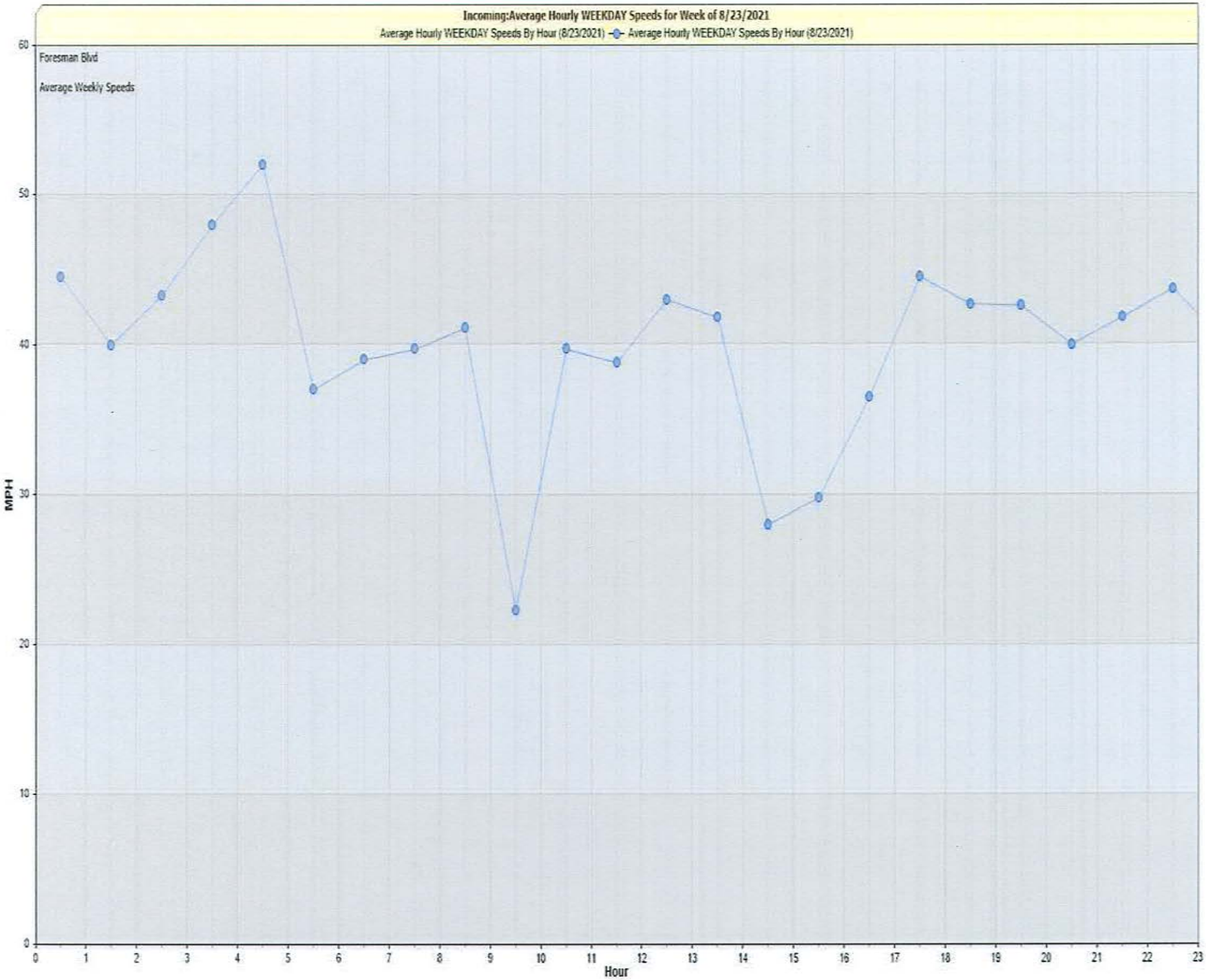
Incoming:Average Hourly WEEKDAY Speeds for Week of 8/23/2021
Average Hourly WEEKDAY Speeds By Hour (8/23/2021)
Average Hourly WEEKDAY Speeds By Hour (8/23/2021)
Foresman Blvd
Average Weekly Speeds
MPH
Hour
0
10
20
30
40
50
60
0 1 2 3 4 5 6 7 8 9 10 11 12 13 14 15 16 17 18 19 20 21 22 23

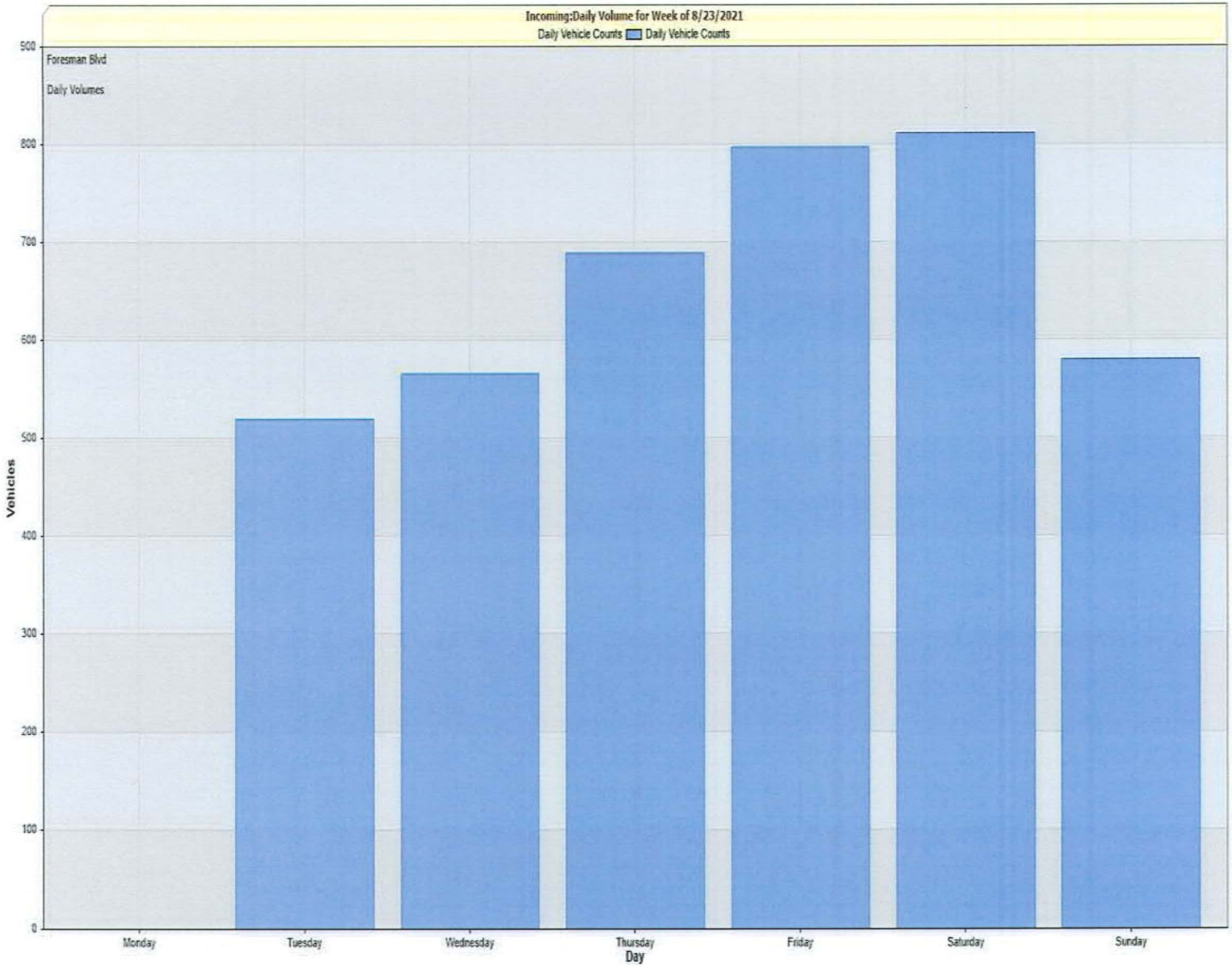
Incoming:Daily Volume for Week of 8/23/2021
Daily Vehicle Counts
Daily Vehicle Counts
Foresman Blvd
Daily Volumes
Vehicles
900
800
700
600
500
400
300
200
100
0
Monday
Tuesday
Wednesday
Thursday
Friday
Saturday
Sunday
Day

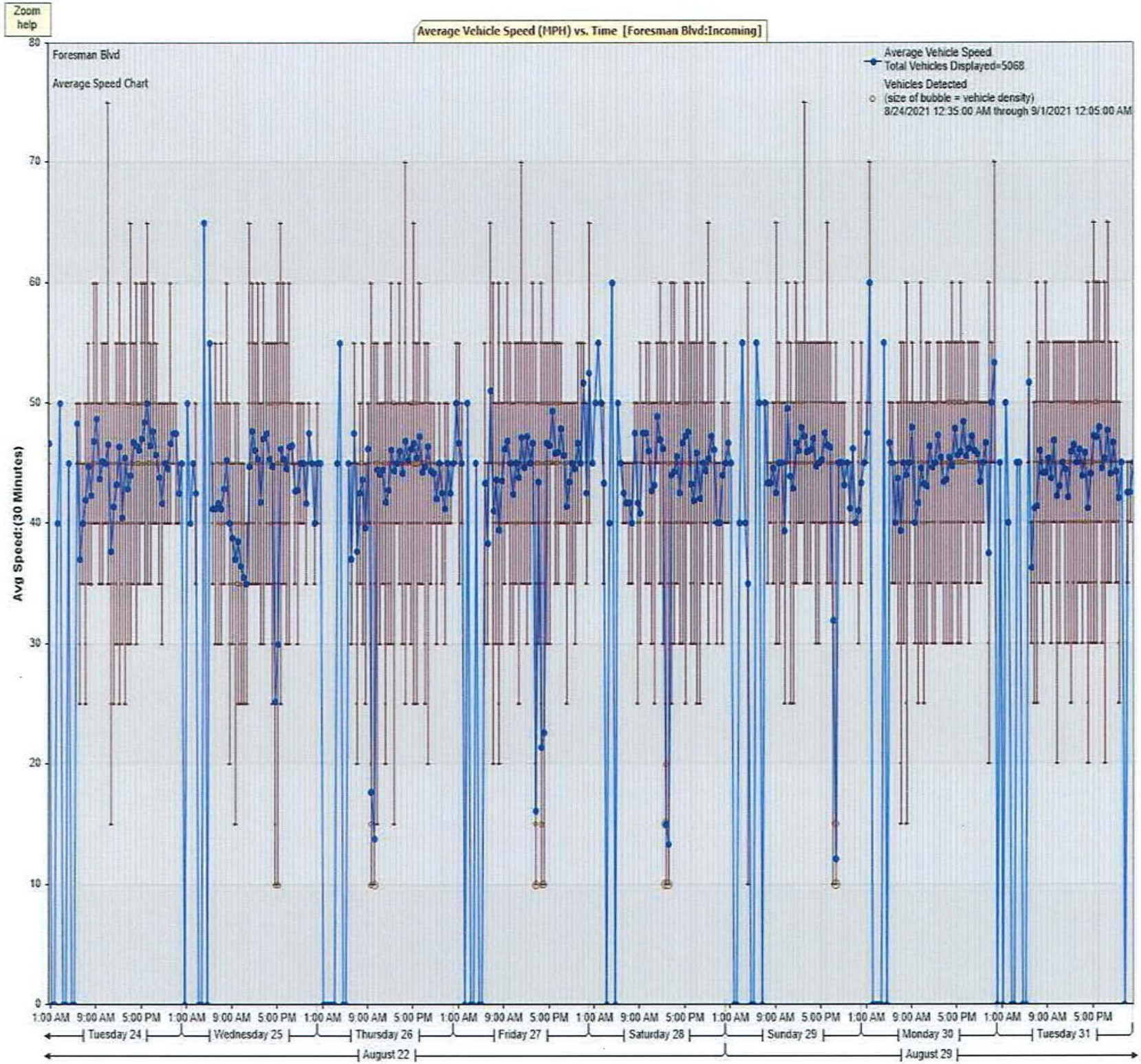
Zoom help
Average Vehicle Speed (MPH) vs. Time [Foresman Blvd:Incoming]
Foresman Blvd
Average Speed Chart
Average Vehicle Speed
Total Vehicles Displayed=5068
Vehicles Detected
(size of bubble = vehicle density)
8/24/2021 12:35:00 AM through 9/1/2021 12:05:00 AM
Avg Speed:(30 Minutes)
80
70
60
50
40
30
20
10
0
1:00 AM 9:00 AM 5:00 PM
Tuesday 24
Wednesday 25
Thursday 26
Friday 27
Saturday 28
Sunday 29
Monday 30
Tuesday 31
August 22
August 29

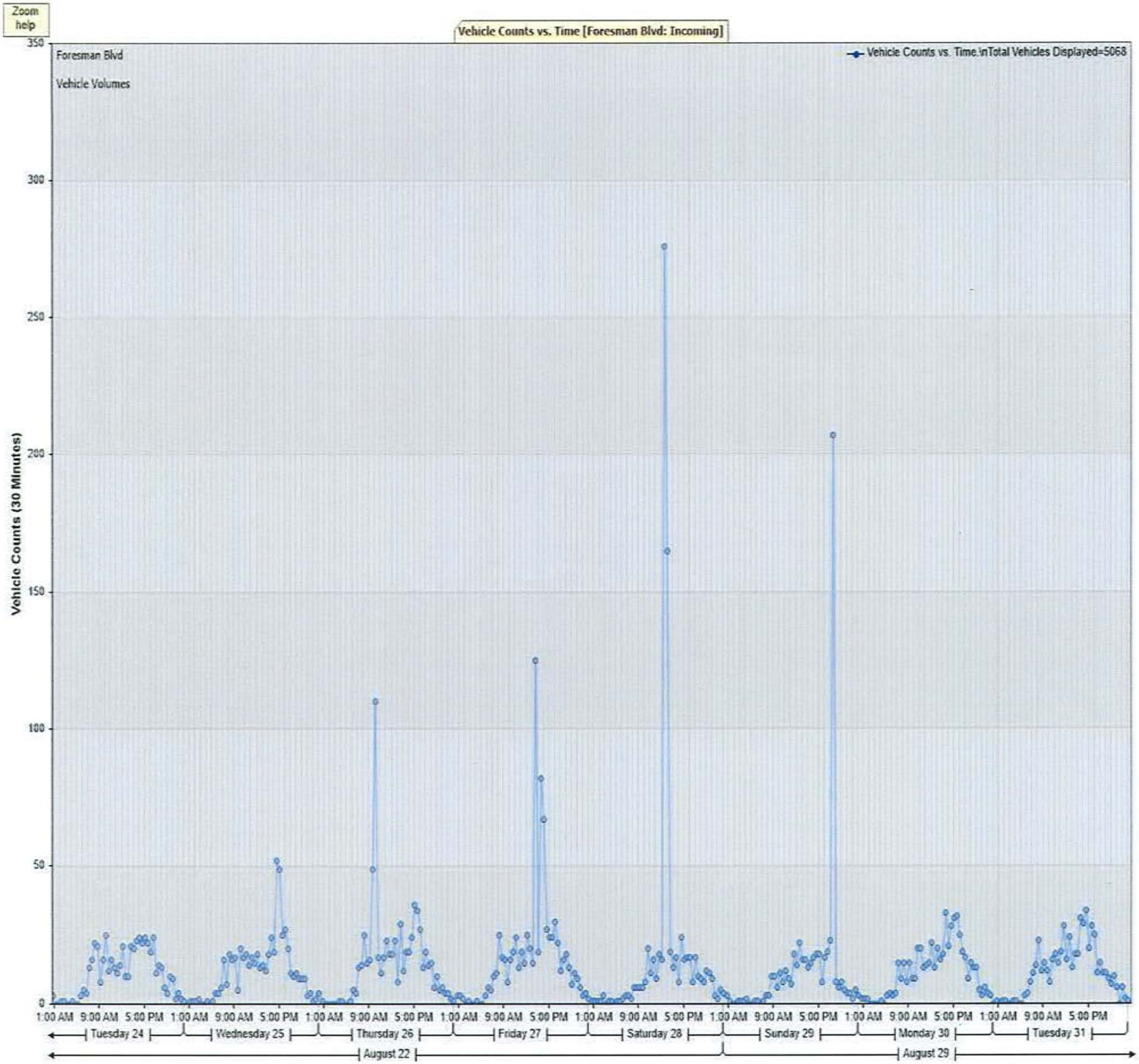
Zoom help
Vehicle Counts vs. Time [Foresman Blvd: Incoming]
Foresman Blvd
Vehicle Volumes
Vehicle Counts vs. Time.inTotal Vehicles Displayed=5068
Vehicle Counts (30 Minutes)
350
300
250
200
150
100
50
0
1:00 AM 9:00 AM 5:00 PM 1:00 AM 9:00 AM 5:00 PM 1:00 AM 9:00 AM 5:00 PM 1:00 AM 9:00 AM 5:00 PM 1:00 AM 9:00 AM 5:00 PM 1:00 AM 9:00 AM 5:00 PM 1:00 AM 9:00 AM 5:00 PM 1:00 AM 9:00 AM 5:00 PM
Tuesday 24
Wednesday 25
Thursday 26
Friday 27
Saturday 28
Sunday 29
Monday 30
Tuesday 31
August 22
August 29

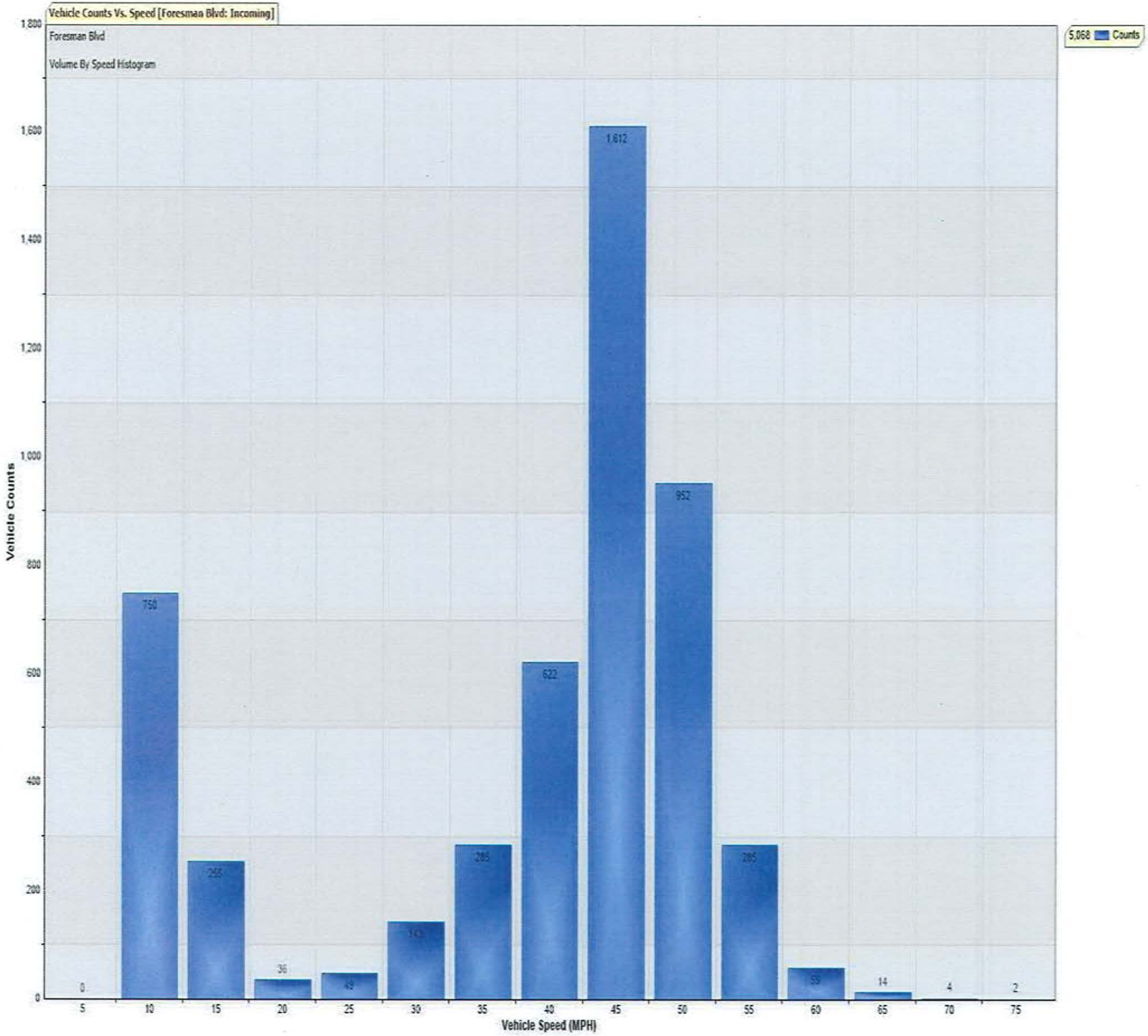
Vehicle Counts Vs. Speed [Foresman Blvd: Incoming]
Foresman Blvd
Volume By Speed Histogram
5,068 Counts
Vehicle Counts
Vehicle Speed (MPH)
1,800
1,600
1,400
1,200
1,000
800
600
400
200
0
5
10
15
20
25
30
35
40
45
50
55
60
65
70
75
0
758
265
36
49
143
285
622
1,612
952
285
59
14
4
2

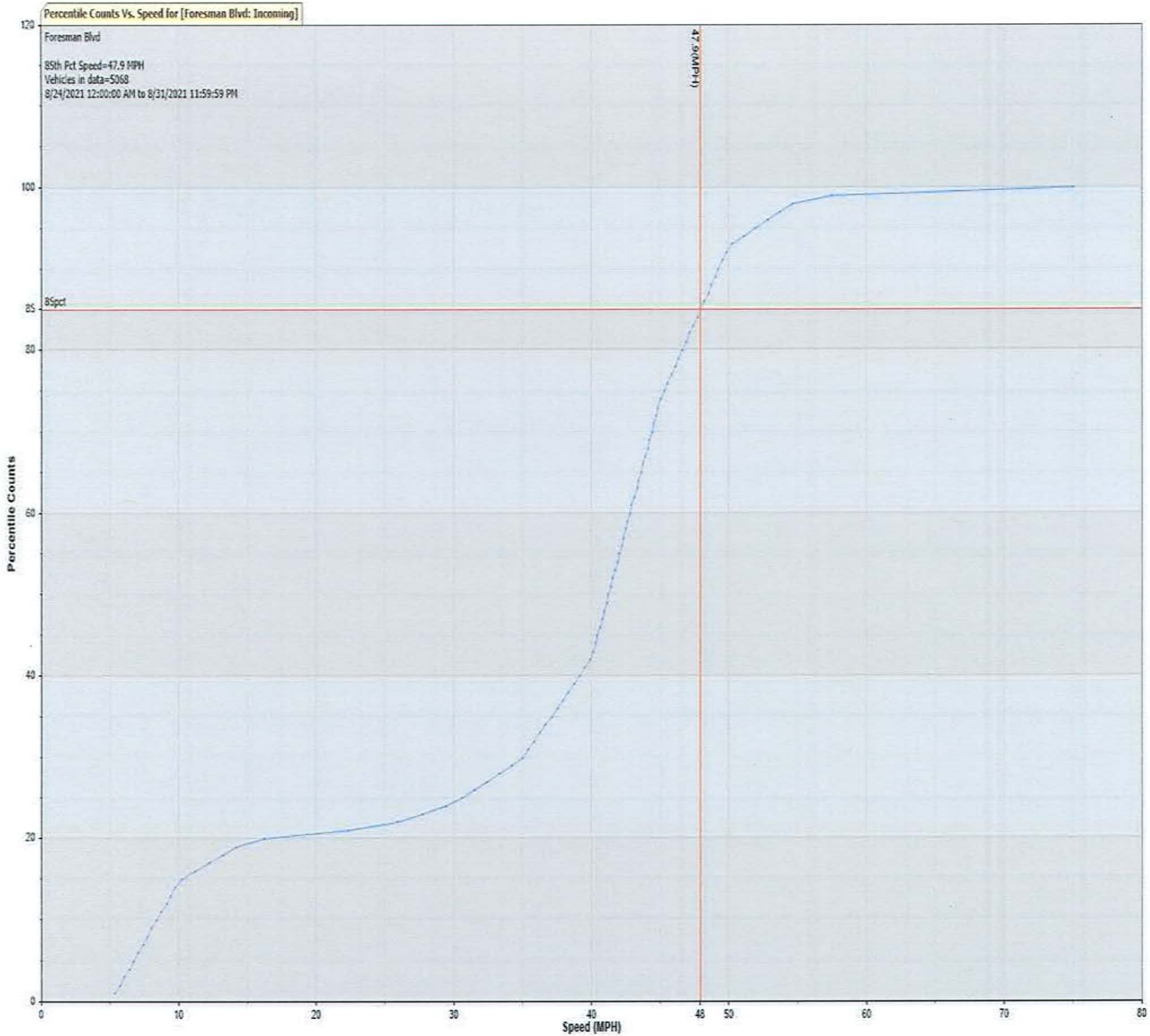
Percentile Counts Vs. Speed for [Foresman Blvd: Inconning]
Foresman Blvd
85th Pct Speed=47.9 MPH
Vehicles in data=5068
8/24/2021 12:00:00 AM to 8/31/2021 11:59:59 PM
47.9(MPH)
85pct
Percentile Counts
Speed (MPH)
0
20
40
60
80
85
100
120
0
10
20
30
40
48
50
60
70
80