

**MINUTES  
SOUTH GULF COVE WATERWAY  
MUNICIPAL SERVICE BENEFIT UNIT (MSBU)**

**ADVISORY BOARD REGULAR MEETING  
WEDNESDAY, DECEMBER 6, 2023**

**9:30 a.m. – 10:45 a.m.  
Mac V. Horton West County Annex  
6868 San Casa Drive, Englewood, Florida**

**Board Members:** Jenna Ginsberg, Chair  
Patrick Gilchrist  
Michael Harkins  
John Osanitsch

**Members Absent:** Jim Krause, apologies received

**County Staff:** Kellie Stewart, Community Liaison  
Matt Logan, Projects Manager  
Joey Weinmann, Engineering Inspector

**Guests:** Sign-in sheet attached

**Call to Order / Roll Call:**

The meeting was called to order at 9:30 a.m. A roll call was taken, and a quorum was present.

**Changes to Agenda / Motion to Approve Changes:**

None

**Citizen Input on Agenda Items (3 Minute Limit):**

None

**Approval of Minutes:**

The September 13, 2023, minutes were unanimously approved as written.

**Unfinished Business:**

- a. Parallel Lock / Tender House: Mr. Logan shared information about the progress of the 60% plans for the tender house. Discussion continued in regards to boat traffic, lock tenders and maintenance, and future options for the project once the design is completed.
- b. Interior Bathymetric Survey: Mr. Logan conveyed a status update on the interior bathymetric survey, noting that the engineer on record (EOR) is experiencing delays due to the departure of critical project staff. Conversation followed about combining the turn basin and interior dredging projects.
- c. Existing Lock Maintenance / Cameras: Ms. Stewart informed that the county did not receive bids for the maintenance of the dock lock, prompting temporary repairs. Additionally, she mentioned that the county is exploring the possibility of establishing an annual lock maintenance contract. In addition, she addressed the feasibility of 5G/wireless to the current site, emphasizing that it is not viable due to the county's network infrastructure and security measures. Additionally, Ms. Stewart highlighted that the Board of County Commissioners (BCC) recently approved the resolution to acquire Cattle Dock Point Road, noting the upcoming phase of the Engineering/Survey division to indicate the necessary easements for future infrastructure. Subsequent discussion occurred about lock maintenance, network connectivity, easement acquisition, and lock cylinder replacements.

- d. Channel Markers: Mr. Harkins mentioned the replacement of the “to lock” signs. Conversation continued.

**New Business:**

- a. Financial Reports: The Fiscal Year (FY) 2024-2025 budget, quarter three and four actual expenditure and activity maintenance reports were provided for review. Ms. Ginsberg inquired about the dredging that occurred in 2016, as noted on the Capital Maintenance Schedule sheet within the FY 2024-2025 budget. Discussion ensued regarding Harbor West and Harbor East assessments, lock tender salaries line items, ending/beginning fund and total reserves balances, etc.

**Citizen Input on MSBU Items (3 Minute Limit):**

None

**Advisory Board Open Discussion:**

The Advisory Board discussed abandoned boats in the interceptor lagoon and the Very High Frequency (VHF) radio.


**Schedule Meetings / Items for Next Agenda:**

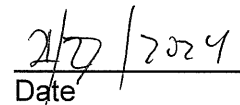
Mr. Osanitsch motioned to approve the 2024 meeting dates. It was seconded and unanimously approved. Future meetings are scheduled in the West County Annex Room 120 as follows:

- Wednesday, February 7, 2024, at 1:30 p.m.
- Wednesday, May 22, 2024, at 1:30 p.m.
- Wednesday, September 25, 2024, at 9:30 a.m.
- Wednesday, December 18, 2024, at 9:30 a.m.

The meeting adjourned at 10:45 a.m.

Submitted by Kellie Stewart  
Public Works Department

  
Chair Signature

  
Date



**South Gulf Cove Waterway  
Municipal Service Benefit Unit**

**Advisory Board Meeting Attendance  
9:30 a.m., Wednesday, December 6, 2023**

**Location: Mac V. Horton, West County Annex  
6868 San Casa Dr., Englewood, FL**

**INFORMATION SUPPLIED ON THIS FORM  
BECOMES PUBLIC RECORD**

NAME (please print)	Email Address	Phone Number
Kellie Stewart	<a href="mailto:Kellie.Stewart@charlottecountyfl.gov">Kellie.Stewart@charlottecountyfl.gov</a>	941.575.3613
Matt Logan	<a href="mailto:Matthew.Logan@charlottecountyfl.gov">Matthew.Logan@charlottecountyfl.gov</a>	941.575.3600
Joseph Weinmann	<a href="mailto:Joseph.Weinmann@charlottecountyfl.gov">Joseph.Weinmann@charlottecountyfl.gov</a>	941.575.3600
MICHAEL HARKINS	ON FILE	ON FILE
DAN BANIS	CHIEF95731@HOTMAIL.COM	757 615 6344
Troy Butts	Troy.L.Butts@outlook.com	206 250 4418
PAT GILCHRIST	PATGILREN@GMAIL.COM	914 490 6614
Lee Owen	leeowen123@gmail.com	941 223 9707
JOHN OSWITSCHE	JOHNO@SELFSTARTER.COM	707-235-6200
Jeanne Ginsty		
MARK GREGORY	NCGREGO@gmail.com	910 265 3601
JOHN ASHBY	9292 SPRING CIR. timociro@gmail.com	440-785-8868
Tim Ovellette	8388 Tecumseh Cir	603-571-0061

## AGENDA

### SOUTH GULF COVE WATERWAY MUNICIPAL SERVICE BENEFIT UNIT (MSBU)

#### ADVISORY BOARD REGULAR MEETING WEDNESDAY, DECEMBER 6, 2023

9:30 a.m., Mac V. Horton, West County Annex  
6868 San Casa Drive, Englewood, Florida

**BOARD MEMBERS:** Jenna Ginsberg, Chair  
Patrick Gilchrist  
Michael Harkins  
Jim Krause  
John Osanitsch

**COUNTY STAFF:** Kellie Stewart, Community Liaison

**PURPOSE:** Regular Meeting

1. Call to Order / Roll Call
2. Pledge of Allegiance
3. Changes to the Agenda / Motion to Approve Changes
4. Citizen Input on Agenda Items (3 Minute Limit)
5. Approval of Minutes: September 13, 2023
6. Unfinished Business
  - a. Parallel Lock / Tender House
  - b. Interior Bathymetric Survey
  - c. Existing Lock Maintenance & Cameras
  - d. Channel Markers
7. New Business
  - a. Financial Reports
8. Citizen Input on MSBU Items (3 Minute Limit)
9. Advisory Board Open Discussion
10. Meeting Schedule / Items for Next Agenda
11. Motion to Adjourn

**MINUTES  
SOUTH GULF COVE WATERWAY  
MUNICIPAL SERVICE BENEFIT UNIT (MSBU)**

**ADVISORY BOARD REGULAR MEETING  
WEDNESDAY, SEPTEMBER 13, 2023**

**9:35 a.m. – 11:37 a.m.  
Mac V. Horton West County Annx  
6868 San Casa Drive, Englewood, Florida**

**Board Members:** Jenna Ginsberg, Chair  
Patrick Gilchrist  
Michael Harkins  
John Osanitsch

**Members Absent:** David Gervais, apologies received

**County Staff:** Kellie Stewart, Community Liaison  
Karlene McDonald, Operations Supervisor  
Zach Patchell, Projects Manager

**Guests:** Sign-in sheet attached

**Call to Order / Roll Call:**

The meeting was called to order at 9:35 a.m. A roll call was taken, and a quorum was present.

**Changes to Agenda / Motion to Approve Changes:**

Mr. Gilchrist motioned to add Very High Frequency (VHF) marine radio and temporary trailer rental status to the agenda. It was seconded and unanimously approved.

**Citizen Input on Agenda Items (3 Minute Limit):**

None

**Approval of Minutes:**

The June 14, 2023, minutes were unanimously approved as submitted.

**Unfinished Business:**

- a. Parallel Lock / Tender House: Discussion ensued to include permitting with the Florida Fish & Wildlife Conservation Commission (FWC) and the United States Army Corps of Engineers (USACE), and a second lock versus parallel lock. Mr. Patchell advised the 60% design plans for the tender house are forthcoming and the county is reviewing several options to complete the project. Mr. Harkins inquired about right-of-way (ROW) easement acquisition and installing utilities (water, sewer, electricity, internet) to the Lock.
- b. Interior Bathymetric Survey: Ms. Ginsberg relayed the interior dredging map provided was helpful in gathering community input and advised two additional shallow areas were identified: (1) Forth Worth Waterway to the Fruitport Waterway bend, and (2) a corner within the Zephyr Waterway. Mr. Patchell confirmed the areas to be dredged were already defined and any additional areas would have to be included in a future survey. Mr. Harkins inquired about developers building boat docks and expressed concerns about potential line of sight issues. Ms. McDonald suggested to remain proactive with Community Development and review permits, as they are public record. Mr. Patchell also updated the Advisory Board that WGI Engineering Firm has conducted all field survey work and shared preliminary findings with the Board. In addition, he reviewed the post-storm turn basin bathymetric survey results, noting the engineer called out only 156 cubic yards of material as storm impact and that substantial historical data is needed to be considered as storm impact. Mr. Patchell relayed the current

difficulty of obtaining dredging contractors at a reasonable price, noting the going rate is more than \$275 per cubic yard at the lowest and \$500 at the highest. He presented a few options: (1) to hold off on the project for the time being; (2) to work on obtaining authorizations to dredge, as approvals are taking approximately 1-2 years; or (3) to combine both the interior and exterior dredging together to secure a better rate due to a larger scale project. Discussion continued.

- c. Existing Lock Maintenance / Cameras: Conversation occurred regarding maintaining the existing lock versus building a new lock. Ms. Stewart relayed that the County Information Technology (IT) department advised Starlink is available but has limitations to include not providing a static internet protocol (IP) address to the site and that a Global Protect virtual private network (VPN) service is required to access on site. Remote connectivity is not available; a person would need to be on site to access the camera data. The Advisory Board discussed 5G/LTE wireless connectivity as a possible solution; Ms. Ginsberg pointed out the Board only wants the project to move forward; whichever way the County determines best practice. Conversation followed. Ms. McDonald advised the pre-quote meeting for the South Gulf Cove (SGC) lock dock repairs did not go well and no contractors submitted a bid for the work.
- d. Water Quality: Ms. Stewart conveyed there are no current updates to SGC's water quality monitoring and that we are awaiting water quality data from the Coastal & Heartland National Estuary Partnership (CHNEP). Madam Chair briefly pointed out water quality results from after the storm.

#### **New Business:**

- a. VHF Marine Radio / Temporary Trailer Rental Status: Ms. Ginsberg recapped the Advisory Board previously approved a temporary trailer for the lock tenders. Ms. Stewart shared the October 4, 2023, delivery date of the trailer, as well as relaying the lock tenders received VHF marine radios and can be accessed on channel 72. The Advisory Board agreed to share the information with the community. Ms. Stewart also noted the Nextdoor app will be coming online shortly as a means for public outreach. The Advisory Board inquired about signage; Ms. Stewart advised costs to fabricate, install, and mount signs on the lock. Madam Chair suggested placing signage on the furthest pilings at both ends. Mr. Harkins motioned to budget up to \$500 for signage in regards to VHF radios. It was seconded and unanimously approved.
- b. Channel Markers: Ms. McDonald and Ms. Ginsberg shared that a citizen mentioned a submerged channel marker near the waterway bend of Harbor West after the last Advisory Board meeting. Ms. McDonald shared all missing waterway signage was replaced and pointed out that approximately 22 missing pilings need to be installed. Discussion ensued.
- c. Financial Reports: The Fiscal Year (FY) 2023 quarter three actual expenditure and quarter two activity maintenance reports were provided for review. The Board had no questions at this time.

#### **Citizen Input on MSBU Items (3 Minute Limit):**

- Mr. Vaccaro mentioned the twice-yearly SGC newsletter and suggested including topics from the SGC Waterway MSBU Advisory Board meeting.
- Mr. Krause inquired about Harbor West residents being included into the Waterway MSBU and if those residents are eligible to become an MSBU Advisory Board member. He also inquired about replacement of the missing "to lock" sign located at the right turn when entering the Butterford access channel and questioned permitting reporting guidelines in regards to releasing your name on the complaint.

**Advisory Board Open Discussion:**

The Advisory Board commented on the processes to submit code compliance complaints and remove derelict vessels, as well as impending development and future dock installations within Harbor East. The Board also discussed permitting and requested a way to ensure any other waterway permits are in place prior to the County issuing theirs. Mr. Osanitsch motioned to move forward with a recommendation of notifying Community Development to not issue any county waterway permits unless all other required waterway permits are in place first. It was seconded and approved, 3:1.

**Schedule Meetings / Items for Next Agenda:**

Ms. Stewart discussed 2024 meeting dates and the Advisory Board requested a revised schedule. Future meetings are scheduled at 9:30 a.m., in the West County Annex, Room 120 as follows:

- Wednesday, December 6, 2023

The meeting adjourned at 11:37 a.m.

Submitted by Kellie Stewart  
Public Works Department

\_\_\_\_\_  
Chair Signature

\_\_\_\_\_  
Date

**South Gulf Cove Waterway MSBU**  
**2 Year Budget**  
**FY2024 & FY2025**

**Estimated ERU's and Cost per ERU**

**Waterfront & Village of Holiday Lakes**

*Estimated ERU's*

*Cost per ERU*

**Dry Lots**

*Estimated ERU's*

*Cost per ERU*

**Current Maximum Rate**

	FY2024	FY2025
	5,209.230	5,209.230
\$	50.00	\$ 50.00
	9,758.000	9,758.000
\$	25.00	\$ 25.00
\$	<b>50.00</b>	

**Beginning Balance**

**Revenues**

**Assessments & Earnings**

*Assessments*

*Interest*

*Net Inc/(Decr) Fair Market Value-Investments*

*Misc Rev-Refund Prior Year Exp*

*GDC Recovery (Interfund Trf-Capital Projects)*

*Excess Fees /Tax Collector*

*Less 5% Reserve - FS 129.01(2)b*

**Grant & Subsidy Revenue**

**Loans & Borrowing**

**Total Revenue**

	Adopted Budget FY2024	Approved Budget FY2025
\$	4,160,184	\$ 2,393,087
	504,412	504,412
	14,561	8,376
	-	-
	-	-
	15,121	15,121
	-	-
	(25,949)	(25,640)
\$	508,145	\$ 502,269
	65,047	65,047
	-	-
	6,137	6,137
	1,961	2,039
	1,714	1,714
	-	-
	-	-
	15,000	15,000
	25,000	25,000
	903	903
	46,225	46,225
	-	-

**Expenditures**

**Salaries and Benefits (Lock)**

*Salaries/Wages-Temporary*

*Overtime*

*FICA Taxes*

*Retirement Contributions*

*Workers' Compensation*

**Contract Services**

*Other Contractual Svcs*

*Drainage*

**Contract Services; other**

*Survey*

*Navigational Trimming*

**Public Works Services**

*Equip Repl Charges-PubWrks*

*Operating Exp-PubWrks*

*Lighting Materials*



	<b>Adopted Budget FY2024</b>	<b>Approved Budget FY2025</b>
<b>Internal Charges</b>		
<i>Central/Indirect Srvs</i>	5,990	6,290
<b>Purchased Services</b>		
<i>Postage</i>	-	-
<i>Utility Srv-Electricity</i>	1,500	1,500
<i>Rentals &amp; Leases-Land/Bldg</i>	-	-
<i>Advertising-Legal</i>	-	-
<i>Fees-Landfill</i>	-	-
<i>Collection Fee-Tax Collector</i>	10,089	10,089
<b>Materials and Supplies</b>		
<b>Capital Outlay</b>		
<i>Imprv-Other Than Bldgs</i>	-	-
<b>Debt Services</b>		
<i>Principal</i>	-	-
<i>Interest</i>	-	-
<i>Other Debt Service Costs</i>	-	-
<b>Project Costs</b>		
<b>SGC WW Maint. Dredging</b>		
<i>Engineering</i>	349,740	-
<i>Dredging</i>	1,308,125	-
<i>Labor</i>	22,318	-
<b>SGC Parallel Lock</b>		
<i>Engineering</i>	360,000	-
<i>Construction</i>	-	-
<i>Labor</i>	5,493	-
<b>South Gulf Cove WW Lock Split Funded</b>		
<i>*for tracking purposes only. Not a CIP/CMP</i>		
<i>Repairs and Maintenance</i>	50,000	50,000
<i>Labor</i>	-	-
<b>Total Expenditures</b>	2,275,242	229,944
<b>Reserves (Ending Fund Balance)</b>	\$ 2,393,087	\$ 2,665,412
<i>Reserve %</i>	51.3%	92.1%

Version Date

9/20/2023

Capital Maintenance Schedule  
 Public Works - MSBU/TU Dredging  
 2024-2025

Project Costs (in thousands)

<u>Project Name</u>	<u>2024</u>	<u>2025</u>	<u>2026</u>	<u>2027</u>	<u>2028</u>	<u>2029</u>	<u>TOTAL</u>
Alligator Creek - Entrance Channel	410	0	0	0	0	0	410
Buena Vista/Edgewater North WW Maintenance Dredging	451	0	0	0	0	0	451
Don Pedro/Knight/Palm Island Re-nourishment FY20	606	118	121	127	0	0	972
Don Pedro/Knight/Palm Island Re-nourishment FY28	0	0	0	55	9,770	195	10,020
Gulf Cove WW Dredging	1,834	54	46	37	28	19	2,018
Harbour Heights WW Maintenance Dredging	279	0	0	0	0	0	279
Hayward Canal Exterior Dredging	193	0	0	0	0	0	193
Manasota Key Beach Nourishment	1,114	480	221	257	0	0	2,072
Manasota Key Beach Nourishment FY28	0	0	0	125	22,055	486	22,666
Manchester WW Maintenance Dredging FY22	861	0	0	0	0	0	861
NWPC Interior Channel Dredging FY22	719	0	0	0	0	0	719
NWPC Exterior Dredging	102	255	0	0	0	0	357
Pirate Harbor Dredging FY23	473	13	10	7	3	1	507
South Gulf Cove WW Maintenance Dredging	1,680	0	0	0	0	0	1,680
Stump Pass Maintenance Dredging FY22	43	0	0	0	0	0	43
Stump Pass Maintenance Dredging FY26	0	162	4,568	64	65	131	4,990
Suncoast WW Maintenance Dredge	0	0	0	0	0	0	0
<b>TOTAL</b>	<b>8,766</b>	<b>1,082</b>	<b>4,966</b>	<b>671</b>	<b>31,922</b>	<b>832</b>	<b>48,239</b>

Charlotte County

Capital Maintenance Schedule  
 Public Works - MSBU/TU Dredging Long Range Plan  
 2024-2025

<u>MSBU / MSTU Fund Name</u>	<u>Type of Dredge</u>	<u>Year Last Dredged</u>	<u>Dredging cycle/est. useful life</u>	<u>Planned Dredging Year</u>
Ackerman Waterway (done with Manchester WW)	Spot	2020	7	FY 2026
Alligator Creek Waterway	Entrance channel	2017	7	FY 2024
Buena Vista Waterway	Access channel and main canal	2016	7	FY 2024
Don Pedro/Knight Is Beach Renourishment	Renourishment	2020	8	FY 2028
Edgewater North Waterway	Maintenance	N/A	10	none scheduled
Gulf Cove Waterway	Exterior	2010	5	FY 2026
Gulf Cove Waterway	Interior	2019	10	FY22 & FY23
Harbour Heights Waterway	Canals and access channels	2017	7	FY 2025
Hayward Canal Waterway	Finger channels	2019	10	none scheduled
Hayward Canal Waterway	Main Channel	2019	5	FY 2024
Manchester Waterway	Spot	2020	7	FY 2024
North Manasota Key Beach Renourishment	Renourishment	2020	8	FY 2028
Northwest Port Charlotte Waterway	Exterior	2009	5	FY 2026
Northwest Port Charlotte Waterway	Interior	2014	10	FY 2024
Pirate Harbor Waterway	Interior	2013	7	FY 2024
South Bridge Waterway	Canals and access channels	2013	7	none scheduled
South Gulf Cove Waterway	Spot	2016	7	FY25 & FY26
Stump Pass Dredging	Channel and renourishment	2022	4	FY 2026
Suncoast Waterway	Canals and access channels	2014	7	none scheduled

## South Gulf Cove Waterway MSBU

Fund Financial Report  
Oct. 1, 2022 - Sept. 30, 2023  
*Unaudited as of 9.30.23*

	Actual FY2022	Adopted Budget FY2023	YTD Actual FY2023	Projected FY2023
<b>Beginning Balance</b>	\$3,617,336	\$3,947,026	\$3,836,939	\$3,836,939
<b>Revenues</b>				
Assessments & Earnings	465,452	507,384	695,742	695,742
Grant & Subsidy Revenue	75,000	-	-	-
Loans & Borrowing	-	-	-	-
<b>Total Revenue</b>	\$540,452	\$507,384	695,742	\$695,742
<b>Expenditures</b>				
Salaries and Benefits (Lock)	-	-	97,020	97,020
Contract Services	1,800	-	1,020	1,020
Survey	-	15,000	24,865	24,865
Navigational Trimming	-	50,000	-	-
Public Works Services	79,581	48,080	25,905	25,905
Internal Charges	2,767	2,905	2,905	2,905
Purchased Services	7,433	11,088	13,796	13,796
Materials and Supplies	-	-	347	347
Capital Outlay	-	-	-	-
Debt Services	-	-	-	-
<b>Project Costs</b>				
SGC WW Maint. Dredging	130,861	386,752	-	-
SGC Parallel Lock	46,849	627,504	118,514	118,514
SGC WW Lock	51,557	5,000	4,129	4,129
<b>Total Expenditures</b>	\$320,849	\$1,146,329	288,501	\$288,501
<b>Reserves (Ending Fund Balance)</b>	\$3,836,939	\$3,308,081	\$4,244,180	\$4,244,180
<i>Reserve %</i>	92.3%	74.3%	93.6%	93.6%

Date Prepared: 10/23/2023

Monthly Funding Report

START DATE:

07/01/2023

END DATE:

09/30/2023

South Gulf Cove Waterway Benefit Unit

Project	WO Number	WO Description	Location	Date Worked	Labor Hours	Labor Cost	Materials Cost	Equip. Cost	Contractor Cost	Work Accomp	Total Cost
	12987	Lock Maintenance		07/08/2023	3.00	195.39	0.00	0.00	0.00		195.39
	<b>Work Order 12987 Total</b>		<b>15005 CATTLE DOCK POINT RD, PORT CHARLOTTE, 33981</b>		3.00	195.39	0.00	0.00	0.00	1.00	195.39
	13026	Lock Maintenance		07/10/2023	7.00	455.91	0.00	32.69	0.00		488.60
	<b>Work Order 13026 Total</b>		<b>15005 CATTLE DOCK POINT RD, Port Charlotte, 33981</b>		7.00	455.91	0.00	32.69	0.00	1.00	488.60
	14030	Lock Maintenance		07/19/2023	3.00	195.39	0.00	0.00	0.00		195.39
	<b>Work Order 14030 Total</b>		<b>15005 CATTLE DOCK POINT RD, PORT CHARLOTTE, 33981</b>		3.00	195.39	0.00	0.00	0.00	1.00	195.39
	14032	Lock Maintenance		07/20/2023	11.00	788.77	0.00	30.44	0.00		819.21
	<b>Work Order 14032 Total</b>				11.00	788.77	0.00	30.44	0.00	1.00	819.21
	14076	Lock Maintenance		07/22/2023	2.00	157.66	0.00	0.00	0.00		157.66
	14076	Lock Maintenance		07/24/2023	4.50	293.09	0.00	0.00	0.00		293.09
	14076	Lock Maintenance		07/25/2023	43.50	4,002.15	1,032.28	508.19	0.00		5,542.61
	<b>Work Order 14076 Total</b>		<b>15005 CATTLE DOCK POINT RD, PORT CHARLOTTE, 33981</b>		50.00	4,452.89	1,032.28	508.19	0.00	2.00	5,993.36
	<b>Lock Maintenance Total</b>				74.00	6,088.35	1,032.28	571.32	0.00	6.00	7,691.95
	6150	MSBU Administrative Work		07/28/2023	0.25	27.64	0.00	0.00	0.00		27.64
	6150	MSBU Administrative Work		08/01/2023	1.25	91.18	0.00	0.00	0.00		91.18
	6150	MSBU Administrative Work		08/02/2023	0.50	36.47	0.00	0.00	0.00		36.47
	6150	MSBU Administrative Work		08/03/2023	0.50	36.47	0.00	0.00	0.00		36.47

Monthly Funding Report

START DATE:

07/01/2023

END DATE:

09/30/2023

South Gulf Cove Waterway Benefit Unit

Project	WO Number	WO Description	Location	Date Worked	Labor Hours	Labor Cost	Materials Cost	Equip. Cost	Contractor Cost	Work Accomp	Total Cost
	6150	MSBU Administrative Work		08/08/2023	0.25	18.24	0.00	0.00	0.00		18.24
	6150	MSBU Administrative Work		08/11/2023	0.25	18.24	0.00	0.00	0.00		18.24
	6150	MSBU Administrative Work		08/15/2023	0.25	18.24	0.00	0.00	0.00		18.24
	6150	MSBU Administrative Work		08/17/2023	0.25	18.24	0.00	0.00	0.00		18.24
	6150	MSBU Administrative Work		08/18/2023	0.50	36.47	0.00	0.00	0.00		36.47
	6150	MSBU Administrative Work		08/24/2023	0.25	18.24	0.00	0.00	0.00		18.24
	6150	MSBU Administrative Work		08/29/2023	0.25	18.24	0.00	0.00	0.00		18.24
	6150	MSBU Administrative Work		08/31/2023	1.75	127.65	0.00	0.00	0.00		127.65
	6150	MSBU Administrative Work		09/01/2023	0.25	18.24	0.00	0.00	0.00		18.24
	6150	MSBU Administrative Work		09/06/2023	1.00	72.94	0.00	0.00	0.00		72.94
	6150	MSBU Administrative Work		09/07/2023	0.25	18.24	0.00	0.00	0.00		18.24
	6150	MSBU Administrative Work		09/12/2023	2.00	145.88	0.00	0.00	0.00		145.88
	6150	MSBU Administrative Work		09/13/2023	1.75	127.65	0.00	0.00	0.00		127.65
	6150	MSBU Administrative Work		09/14/2023	1.00	72.94	0.00	0.00	0.00		72.94
	6150	MSBU Administrative Work		09/15/2023	2.00	145.88	0.00	0.00	0.00		145.88
	6150	MSBU Administrative Work		09/19/2023	1.00	72.94	0.00	0.00	0.00		72.94
	6150	MSBU Administrative Work		09/21/2023	0.25	18.24	0.00	0.00	0.00		18.24
	6150	MSBU Administrative Work		09/26/2023	0.50	36.47	0.00	0.00	0.00		36.47
		<b>Administrative Time Total</b>			16.25	1,194.68	0.00	0.00	0.00		1,194.74
	6150	MSBU Administrative Work		07/28/2023	0.25	23.86	0.00	0.00	0.00		23.86
		<b>Map Creation Total</b>			0.25	23.86	0.00	0.00	0.00		23.86
	6150	MSBU Administrative Work		09/13/2023	4.00	291.76	0.00	0.00	0.00		291.76
		<b>MSBU Meeting Total</b>			4.00	291.76	0.00	0.00	0.00		291.76

Monthly Funding Report

START DATE:

07/01/2023

END DATE:

09/30/2023

South Gulf Cove Waterway Benefit Unit

Project	WO Number	WO Description	Location	Date Worked	Labor Hours	Labor Cost	Materials Cost	Equip. Cost	Contractor Cost	Work Accompl	Total Cost	
	6150	MSBU Administrative Work		07/14/2023	1.25	106.81	0.00	0.00	0.00		106.81	
	6150	MSBU Administrative Work		07/18/2023	0.50	42.73	0.00	0.00	0.00		42.73	
	6150	MSBU Administrative Work		07/21/2023	0.50	42.73	0.00	0.00	0.00		42.73	
	6150	MSBU Administrative Work		07/25/2023	0.25	23.86	0.00	0.00	0.00		23.86	
	6150	MSBU Administrative Work		07/28/2023	0.25	21.36	0.00	0.00	0.00		21.36	
	6150	MSBU Administrative Work		08/22/2023	2.00	170.90	0.00	0.00	0.00		170.90	
	6150	MSBU Administrative Work		08/24/2023	2.00	170.90	0.00	0.00	24,865.00		25,035.90	
	6150	MSBU Administrative Work		09/13/2023	5.00	427.25	0.00	0.00	0.00		427.25	
	6150	MSBU Administrative Work		09/15/2023	0.50	42.73	0.00	0.00	0.00		42.73	
	<b>Work Order 6150 Total</b>					32.75	2,559.56	0.00	0.00	24,865.00	0.00	27,424.63
	<b>MSBU Administrative Work Total</b>					32.75	2,559.56	0.00	0.00	24,865.00	0.00	27,424.63
	2823	Project Management		07/27/2023	0.50	42.73	0.00	0.00	0.00		42.73	
	2823	Project Management		08/09/2023	1.00	85.45	0.00	0.00	0.00		85.45	
	2823	Project Management		08/24/2023	2.00	170.90	0.00	0.00	13,349.88		13,520.78	
	2823	Project Management		09/06/2023	1.50	128.18	0.00	0.00	0.00		128.18	
	2823	Project Management		09/12/2023	0.50	42.73	0.00	0.00	0.00		42.73	
	2823	Project Management		09/20/2023	1.00	85.45	0.00	0.00	0.00		85.45	
	2823	Project Management		07/14/2023	0.25	21.36	0.00	0.00	0.00		21.36	
	2823	Project Management		08/01/2023	0.25	21.36	0.00	0.00	0.00		21.36	
	2823	Project Management		08/17/2023	0.63	53.41	0.00	0.00	0.00		53.41	

Monthly Funding Report

START DATE:

07/01/2023

END DATE:

09/30/2023

South Gulf Cove Waterway Benefit Unit

Project	WO Number	WO Description	Location	Date Worked	Labor Hours	Labor Cost	Materials Cost	Equip. Cost	Contractor Cost	Work Accompl	Total Cost
	2823	Project Management		09/01/2023	0.25	21.36	0.00	0.00	0.00		21.36
	2823	Project Management		09/08/2023	0.50	42.73	0.00	0.00	0.00		42.73
	2823	Project Management		09/19/2023	0.50	42.73	0.00	0.00	0.00		42.73
		<b>Public Outreach Total</b>			2.38	202.94	0.00	0.00	0.00		202.95
	2823	Project Management		08/03/2023	2.50	213.63	0.00	0.00	0.00		213.63
	2823	Project Management		08/16/2023	1.00	85.45	0.00	0.00	0.00		85.45
	2823	Project Management		08/17/2023	0.63	53.41	0.00	0.00	0.00		53.41
	2823	Project Management		09/14/2023	7.00	598.15	0.00	0.00	0.00		598.15
	2823	Project Management		09/15/2023	2.50	213.63	0.00	0.00	0.00		213.63
	2823	Project Management		09/19/2023	0.50	42.73	0.00	0.00	0.00		42.73
		<b>Plan/Spec Review Total</b>			14.13	1,206.98	0.00	0.00	0.00		1,207.00
		<b>Work Order 2823 Total</b>			23.00	1,965.35	0.00	0.00	13,349.88	0.00	15,315.27
<b>c391204 - South Gulf Cove Parallel Lock</b>											
	12190	Project Management		08/02/2023	1.50	128.18	0.00	5.88	0.00		134.06
		<b>Site Visits Total</b>			1.50	128.18	0.00	5.88	0.00		134.06
		<b>Work Order 12190 Total</b>			1.50	128.18	0.00	5.88	0.00	0.00	134.06
		<b>Project Management Total</b>			24.50	2,093.53	0.00	5.88	13,349.88	0.00	15,449.33
		<b>South Gulf Cove Waterway Benefit Unit Total</b>			131.25	10,741.44	1,032.28	577.20	38,214.88		50,565.91





## South Gulf Cove Waterway MSBU

Fund Financial Report  
Oct. 1, 2022 - June 30, 2023

	Actual FY2022	Adopted Budget FY2023	YTD Actual FY2023	Projected FY2023
<b>Beginning Balance</b>	\$3,617,336	\$3,947,026	\$3,836,939	\$3,836,939
<b>Revenues</b>				
Assessments & Earnings	465,452	507,384	622,086	562,935
Grant & Subsidy Revenue	75,000	-	-	-
Loans & Borrowing	-	-	-	-
<b>Total Revenue</b>	\$540,452	\$507,384	622,086	\$562,935
<b>Expenditures</b>				
Salaries and Benefits (Lock)	-	-	73,752	86,663
Contract Services	1,800	-	765	1,020
Survey	-	15,000	-	49,730
Navigational Trimming	-	50,000	-	-
Public Works Services	79,581	48,080	5,774	7,500
Internal Charges	2,767	2,905	2,905	2,905
Purchased Services	7,433	11,088	10,474	11,958
Materials and Supplies	-	-	-	-
Capital Outlay	-	-	-	-
Debt Services	-	-	-	-
<b>Project Costs</b>				
SGC WW Maint. Dredging	130,861	386,752	-	-
SGC Parallel Lock	46,849	627,504	94,591	94,794
SGC WW Lock	51,557	5,000	1,006	26,006
<b>Total Expenditures</b>	\$320,849	\$1,146,329	189,267	\$280,576
<b>Reserves (Ending Fund Balance)</b>	\$3,836,939	\$3,308,081	\$4,269,758	\$4,119,298
<i>Reserve %</i>	92.3%	74.3%	95.8%	93.6%

Date Prepared: 7/20/2023

Monthly Funding Report

START DATE:

04/01/2023

END DATE:

06/30/2023

South Gulf Cove Waterway Benefit Unit

Project	WO Number	WO Description	Location	Date Worked	Labor Hours	Labor Cost	Materials Cost	Equip. Cost	Contractor Cost	Work Accompl	Total Cost
	9282	Lock Maintenance		04/04/2023	4.00	260.52	0.00	18.68	0.00		279.20
	<b>Work Order 9282 Total</b>		<b>15005 CATTLE DOCK POINT RD, PORT CHARLOTTE, 33981</b>		4.00	260.52	0.00	18.68	0.00	1.00	279.20
	9633	Lock Maintenance		04/05/2023	3.00	195.39	0.00	14.01	0.00		209.40
	<b>Work Order 9633 Total</b>		<b>15005 CATTLE DOCK POINT RD, PORT CHARLOTTE, 33981</b>		3.00	195.39	0.00	14.01	0.00	1.00	209.40
	9815	Lock Maintenance		04/10/2023	4.00	260.52	0.00	0.00	0.00		260.52
	<b>Work Order 9815 Total</b>		<b>15005 CATTLE DOCK POINT RD, PORT CHARLOTTE, 33981</b>		4.00	260.52	0.00	0.00	0.00	1.00	260.52
	9822	Lock Maintenance		04/11/2023	3.00	195.39	0.00	0.00	0.00		195.39
	<b>Work Order 9822 Total</b>		<b>15005 CATTLE DOCK POINT RD, PORT CHARLOTTE, 33981</b>		3.00	195.39	0.00	0.00	0.00	1.00	195.39
	9895	Lock Maintenance		04/12/2023	6.00	390.78	0.00	0.00	0.00		390.78
	<b>Work Order 9895 Total</b>				6.00	390.78	0.00	0.00	0.00	1.00	390.78
	9954	Lock Maintenance		04/14/2023	4.00	260.52	0.00	0.00	0.00		260.52
	<b>Work Order 9954 Total</b>				4.00	260.52	0.00	0.00	0.00	1.00	260.52
	10208	Lock Maintenance		04/25/2023	4.00	260.52	0.00	18.68	0.00		279.20
	<b>Work Order 10208 Total</b>				4.00	260.52	0.00	18.68	0.00	1.00	279.20
	10540	Lock Maintenance		05/04/2023	3.00	195.39	0.00	14.01	0.00		209.40

Monthly Funding Report

START DATE:

04/01/2023

END DATE:

06/30/2023

South Gulf Cove Waterway Benefit Unit

Project	WO Number	WO Description	Location	Date Worked	Labor Hours	Labor Cost	Materials Cost	Equip. Cost	Contractor Cost	Work Accompl	Total Cost
	<b>Work Order 10540 Total</b>		<b>15005 CATTLE DOCK POINT RD, PORT CHARLOTTE, 33981</b>		3.00	195.39	0.00	14.01	0.00	1.00	209.40
	10935	Lock Maintenance		05/21/2023	6.00	390.78	0.00	0.00	0.00		390.78
	<b>Work Order 10935 Total</b>		<b>15005 Cattle dogk point Rd.</b>		6.00	390.78	0.00	0.00	0.00	1.00	390.78
	10958	Lock Maintenance		05/23/2023	4.00	260.52	0.00	0.00	0.00		260.52
	<b>Work Order 10958 Total</b>		<b>15005 cattle dock point rd.</b>		4.00	260.52	0.00	0.00	0.00	1.00	260.52
	11045	Lock Maintenance		05/24/2023	3.50	227.96	0.00	0.00	0.00		227.96
	<b>Work Order 11045 Total</b>		<b>15005 cattle dock point rd.</b>		3.50	227.96	0.00	0.00	0.00	1.00	227.96
	12154	Lock Maintenance		06/09/2023	8.50	601.56	0.00	0.00	0.00		601.56
	<b>Work Order 12154 Total</b>				8.50	601.56	0.00	0.00	0.00	1.00	601.56
	12634	Lock Maintenance		06/27/2023	2.00	130.26	0.00	9.34	0.00		139.60
	<b>Work Order 12634 Total</b>				2.00	130.26	0.00	9.34	0.00	1.00	139.60
	12764	Lock Maintenance		06/29/2023	6.00	386.85	0.00	25.77	0.00		412.62
	<b>Work Order 12764 Total</b>				6.00	386.85	0.00	25.77	0.00	1.00	412.62
	<b>Lock Maintenance Total</b>				61.00	4,016.95	0.00	100.49	0.00	14.00	4,117.45
	6150	MSBU Administrative Work		04/12/2023	1.00	85.45	0.00	0.00	0.00		85.45
	6150	MSBU Administrative Work		04/13/2023	2.50	213.63	0.00	0.00	0.00		213.63

**Monthly Funding Report**

**START DATE:**

04/01/2023

**END DATE:**

06/30/2023

**South Gulf Cove Waterway Benefit Unit**

Project	WO Number	WO Description	Location	Date Worked	Labor Hours	Labor Cost	Materials Cost	Equip. Cost	Contractor Cost	Work Accompl	Total Cost
	6150	MSBU Administrative Work		04/14/2023	2.00	170.90	0.00	0.00	0.00		170.90
	6150	MSBU Administrative Work		04/18/2023	2.50	213.63	0.00	0.00	0.00		213.63
	6150	MSBU Administrative Work		04/19/2023	4.00	341.80	0.00	0.00	0.00		341.80
	6150	MSBU Administrative Work		04/20/2023	3.50	299.08	0.00	0.00	0.00		299.08
	6150	MSBU Administrative Work		04/21/2023	1.00	85.45	0.00	0.00	0.00		85.45
	6150	MSBU Administrative Work		04/25/2023	2.00	170.90	0.00	0.00	0.00		170.90
	6150	MSBU Administrative Work		05/11/2023	1.00	85.45	0.00	0.00	0.00		85.45
	6150	MSBU Administrative Work		05/12/2023	2.00	170.90	0.00	0.00	0.00		170.90
	6150	MSBU Administrative Work		05/16/2023	6.00	512.70	0.00	0.00	0.00		512.70
	6150	MSBU Administrative Work		05/17/2023	0.50	42.73	0.00	0.00	0.00		42.73
	6150	MSBU Administrative Work		05/19/2023	0.50	42.73	0.00	0.00	0.00		42.73
	6150	MSBU Administrative Work		05/24/2023	4.00	341.80	0.00	0.00	0.00		341.80
	6150	MSBU Administrative Work		05/25/2023	1.25	106.81	0.00	0.00	0.00		106.81
	6150	MSBU Administrative Work		05/31/2023	1.00	85.45	0.00	0.00	0.00		85.45
	6150	MSBU Administrative Work		06/21/2023	0.75	64.09	0.00	0.00	0.00		64.09
	6150	MSBU Administrative Work		06/22/2023	0.25	21.36	0.00	0.00	0.00		21.36
	6150	MSBU Administrative Work		06/27/2023	0.75	64.09	0.00	0.00	0.00		64.09
	6150	MSBU Administrative Work		06/28/2023	0.25	21.36	0.00	0.00	0.00		21.36
	6150	MSBU Administrative Work		06/29/2023	2.25	192.26	0.00	0.00	0.00		192.26
	6150	MSBU Administrative Work		04/11/2023	1.00	72.94	0.00	0.00	0.00		72.94
	6150	MSBU Administrative Work		04/24/2023	1.50	109.41	0.00	0.00	0.00		109.41
	6150	MSBU Administrative Work		06/14/2023	0.75	54.71	0.00	0.00	0.00		54.71
		<b>MSBU Minutes Total</b>			3.25	237.06	0.00	0.00	0.00		237.06

Monthly Funding Report

START DATE:

04/01/2023

END DATE:

06/30/2023

South Gulf Cove Waterway Benefit Unit

Project	WO Number	WO Description	Location	Date Worked	Labor Hours	Labor Cost	Materials Cost	Equip. Cost	Contractor Cost	Work Accompl	Total Cost
	6150	MSBU Administrative Work		06/01/2023	0.25	21.36	0.00	0.00	0.00		21.36
	6150	MSBU Administrative Work		06/02/2023	5.00	427.25	0.00	0.00	0.00		427.25
	6150	MSBU Administrative Work		06/14/2023	5.00	427.25	0.00	0.00	0.00		427.25
		<b>Public Outreach Total</b>			10.25	875.86	0.00	0.00	0.00		875.86
	6150	MSBU Administrative Work		04/04/2023	0.25	18.24	0.00	0.00	0.00		18.24
	6150	MSBU Administrative Work		04/11/2023	0.50	36.47	0.00	0.00	0.00		36.47
	6150	MSBU Administrative Work		04/21/2023	0.50	36.47	0.00	0.00	0.00		36.47
	6150	MSBU Administrative Work		04/25/2023	0.75	54.71	0.00	0.00	0.00		54.71
	6150	MSBU Administrative Work		04/28/2023	0.75	54.71	0.00	0.00	0.00		54.71
	6150	MSBU Administrative Work		05/11/2023	0.25	18.24	0.00	0.00	0.00		18.24
	6150	MSBU Administrative Work		05/13/2023	0.25	18.24	0.00	0.00	0.00		18.24
	6150	MSBU Administrative Work		05/16/2023	0.50	36.47	0.00	0.00	0.00		36.47
	6150	MSBU Administrative Work		05/31/2023	0.75	54.71	0.00	0.00	0.00		54.71
	6150	MSBU Administrative Work		06/01/2023	0.25	18.24	0.00	0.00	0.00		18.24
	6150	MSBU Administrative Work		06/02/2023	0.50	36.47	0.00	0.00	0.00		36.47
	6150	MSBU Administrative Work		06/05/2023	1.00	72.94	0.00	0.00	0.00		72.94
	6150	MSBU Administrative Work		06/06/2023	1.50	109.41	0.00	0.00	0.00		109.41
	6150	MSBU Administrative Work		06/13/2023	0.50	36.47	0.00	0.00	0.00		36.47
	6150	MSBU Administrative Work		06/14/2023	0.50	36.47	0.00	0.00	0.00		36.47
	6150	MSBU Administrative Work		06/16/2023	0.50	36.47	0.00	0.00	0.00		36.47
		<b>Administrative Time Total</b>			9.25	674.70	0.00	0.00	0.00		674.73
	6150	MSBU Administrative Work		04/07/2023	2.50	238.60	0.00	0.00	0.00		238.60
		<b>Map Creation Total</b>			2.50	238.60	0.00	0.00	0.00		238.60

Monthly Funding Report

START DATE:

04/01/2023

END DATE:

06/30/2023

South Gulf Cove Waterway Benefit Unit

Project	WO Number	WO Description	Location	Date Worked	Labor Hours	Labor Cost	Materials Cost	Equip. Cost	Contractor Cost	Work Accompl	Total Cost
	6150	MSBU Administrative Work		06/14/2023	3.50	255.29	0.00	13.72	0.00		269.01
		<b>MSBU Meeting Total</b>				3.50	255.29	0.00	13.72	0.00	269.01
	<b>Work Order 6150 Total</b>					67.75	5,614.05	0.00	13.72	0.00	5,627.83
		<b>MSBU Administrative Work Total</b>				67.75	5,614.05	0.00	13.72	0.00	5,627.83
	2823	Project Management		04/06/2023	3.50	299.08	0.00	0.00	0.00		299.08
	2823	Project Management		04/07/2023	2.50	213.63	0.00	0.00	5,301.33		5,514.96
	2823	Project Management		04/25/2023	1.50	128.18	0.00	0.00	0.00		128.18
	2823	Project Management		04/27/2023	1.50	128.18	0.00	0.00	57,851.67		57,979.85
	2823	Project Management		05/04/2023	3.50	299.08	0.00	0.00	0.00		299.08
	2823	Project Management		05/10/2023	2.50	213.63	0.00	0.00	0.00		213.63
	2823	Project Management		05/18/2023	8.00	683.60	0.00	0.00	0.00		683.60
	2823	Project Management		05/19/2023	1.00	85.45	0.00	0.00	0.00		85.45
	2823	Project Management		05/24/2023	0.50	42.73	0.00	0.00	0.00		42.73
	2823	Project Management		05/25/2023	2.00	170.90	0.00	0.00	0.00		170.90
	2823	Project Management		06/08/2023	2.00	170.90	0.00	0.00	0.00		170.90
	2823	Project Management		06/09/2023	2.00	170.90	0.00	0.00	8,560.36		8,731.26
	2823	Project Management		06/16/2023	0.50	42.73	0.00	0.00	0.00		42.73
	2823	Project Management		05/09/2023	5.00	427.25	0.00	0.00	0.00		427.25
	2823	Project Management		05/17/2023	5.00	427.25	0.00	0.00	0.00		427.25
		<b>Project Meetings Total</b>				10.00	854.50	0.00	0.00	0.00	854.50
	2823	Project Management		04/21/2023	0.25	21.36	0.00	0.00	0.00		21.36

**Monthly Funding Report**

**START DATE:**

04/01/2023

**END DATE:**

06/30/2023

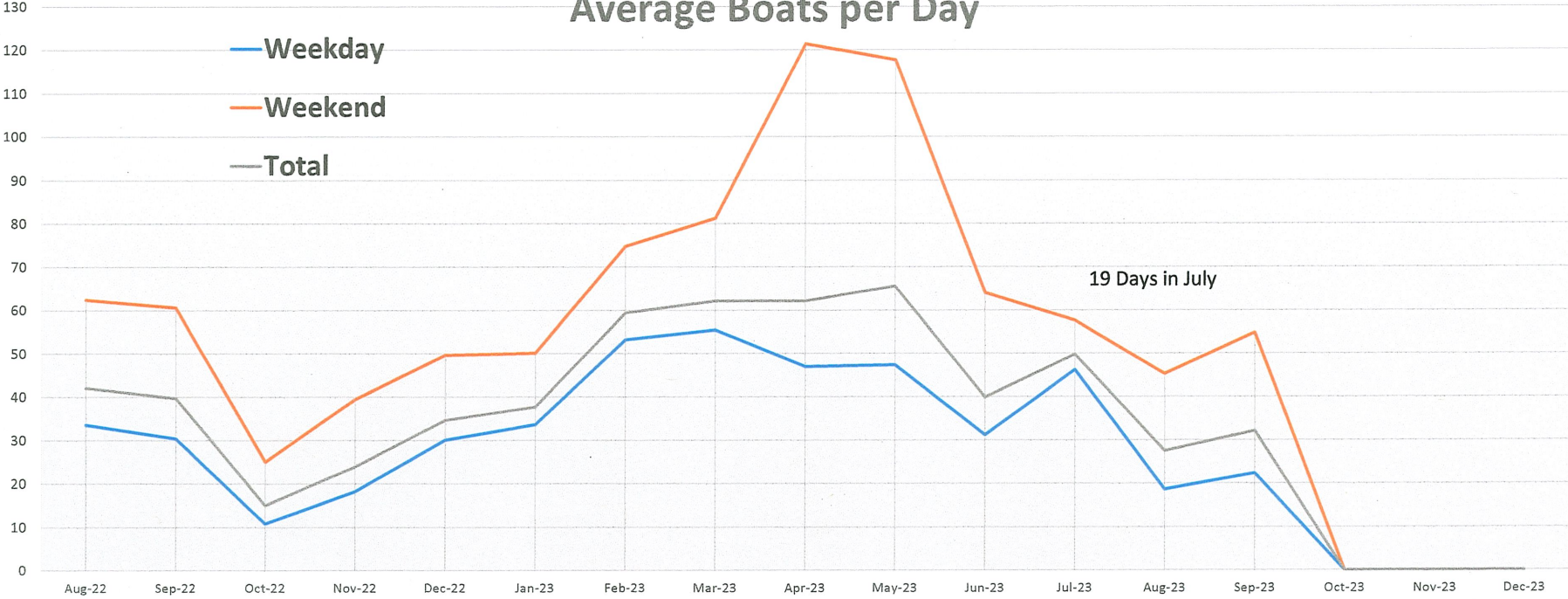
**South Gulf Cove Waterway Benefit Unit**

Project	WO Number	WO Description	Location	Date Worked	Labor Hours	Labor Cost	Materials Cost	Equip. Cost	Contractor Cost	Work Accompl	Total Cost	
	2823	Project Management		05/05/2023	2.00	170.90	0.00	0.00	0.00		170.90	
	2823	Project Management		05/19/2023	0.25	21.36	0.00	0.00	0.00		21.36	
	2823	Project Management		06/02/2023	0.25	21.36	0.00	0.00	0.00		21.36	
	2823	Project Management		06/29/2023	0.50	42.73	0.00	0.00	0.00		42.73	
		<b>Public Outreach Total</b>			3.25	277.71	0.00	0.00	0.00		277.71	
	2823	Project Management		04/12/2023	1.00	85.45	0.00	0.00	0.00		85.45	
	2823	Project Management		04/27/2023	1.00	85.45	0.00	0.00	0.00		85.45	
	2823	Project Management		05/02/2023	1.25	106.81	0.00	0.00	0.00		106.81	
	2823	Project Management		06/20/2023	1.00	85.45	0.00	0.00	0.00		85.45	
		<b>Plan/Spec Review Total</b>			4.25	363.16	0.00	0.00	0.00		363.16	
	<b>Work Order 2823 Total</b>					48.50	4,144.33	0.00	0.00	71,713.36	0.00	75,857.72
<b>c391204 - South Gulf Cove Parallel Lock</b>												
	<b>Project Management Total</b>					48.50	4,144.33	0.00	0.00	71,713.36	0.00	75,857.72
	<b>South Gulf Cove Waterway Benefit Unit Total</b>					177.25	13,775.33	0.00	114.21	71,713.36		85,603.00





### Average Boats per Day



19 Days in July

	Total # of Boats	Average Boats/ Day			Max Boats/ Day	Max Boats/ Hr	Times lock Opened For Max Boats/ Hr
		Weekday	Weekend	Total			
Aug-22	1,136	33.5	62.4	42.1	99	18	
Sep-22	1,031	30.3	60.6	39.7	136	20	
Oct-22	301	10.8	25.0	15.1	39	7	
Nov-22	622	18.2	39.4	23.9	67	14	
Dec-22	899	30.1	49.7	34.6	91	18	
Jan-23	1,056	33.6	50.1	37.7	93	14	
Feb-23	1,661	53.2	74.8	59.3	166	28	12
Mar-23	1,926	55.5	81.3	62.1	132	23	7
Apr-23	1,911	47.0	121.4	62.1	167	23	8
May-23	2,031	47.3	117.8	65.5	232	31	10
Jun-23	1,197	31.1	64.0	39.9	124	22	8
Jul-23	1,096	46.2	57.6	49.8	137	19	15 (19 Days)
Aug-23	330	18.6	45.3	27.5	73	14	9 (12 Days)
Sep-23	962	22.3	54.8	32.1	83	15	8