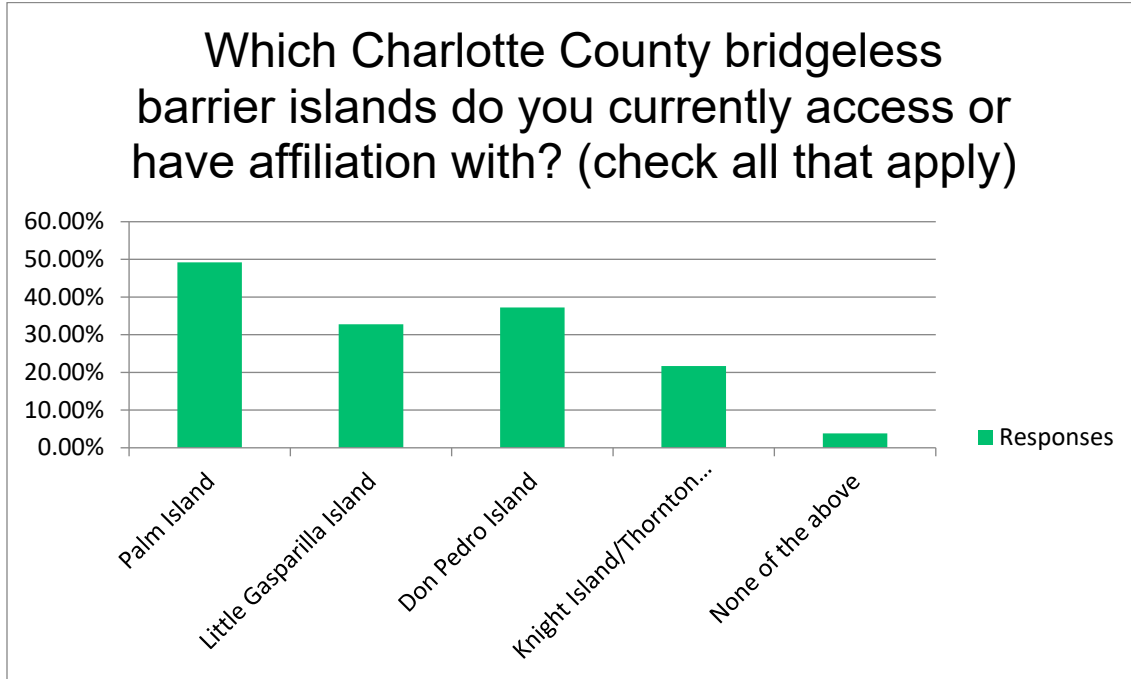


Bridgeless Barrier Islands Accessibility Study
Summary: Public Input #1

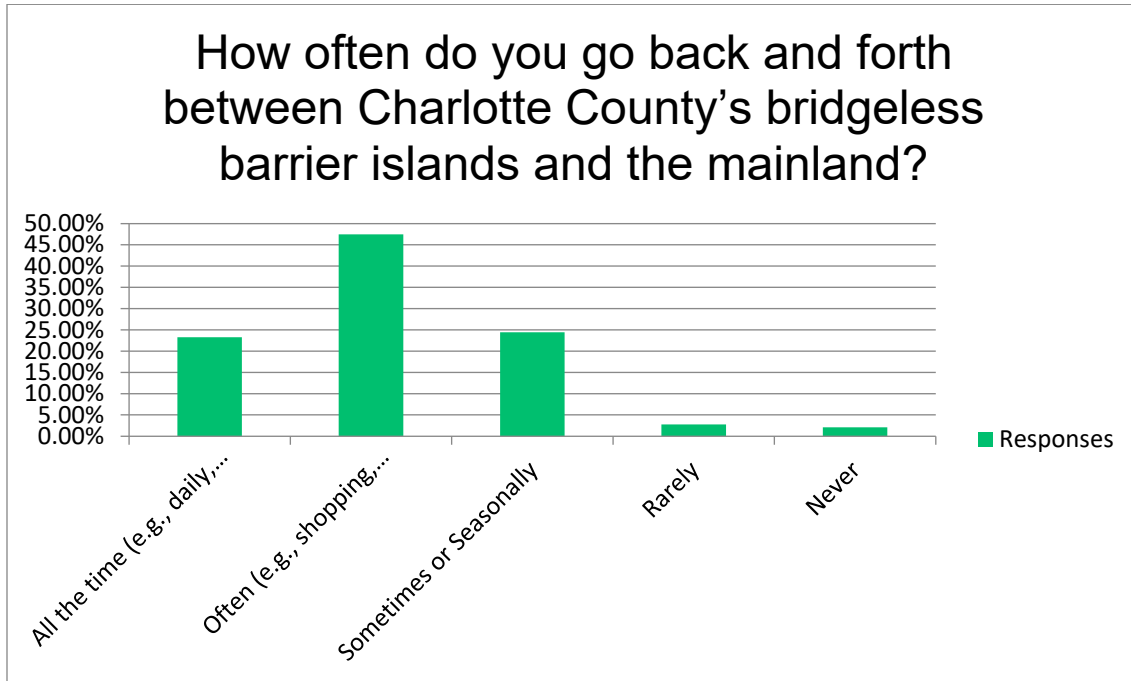
Public Input Online Survey (Closed on Jan. 26, 2024):

Question 1:



| Answer Choices | Responses | |
|----------------------------|-----------|------------|
| Palm Island | 49.21% | 374 |
| Little Gasparilla Island | 32.76% | 249 |
| Don Pedro Island | 37.24% | 283 |
| Knight Island/Thornton Key | 21.71% | 165 |
| None of the above | 3.82% | 29 |
| Answered | | 760 |
| Skipped | | 6 |

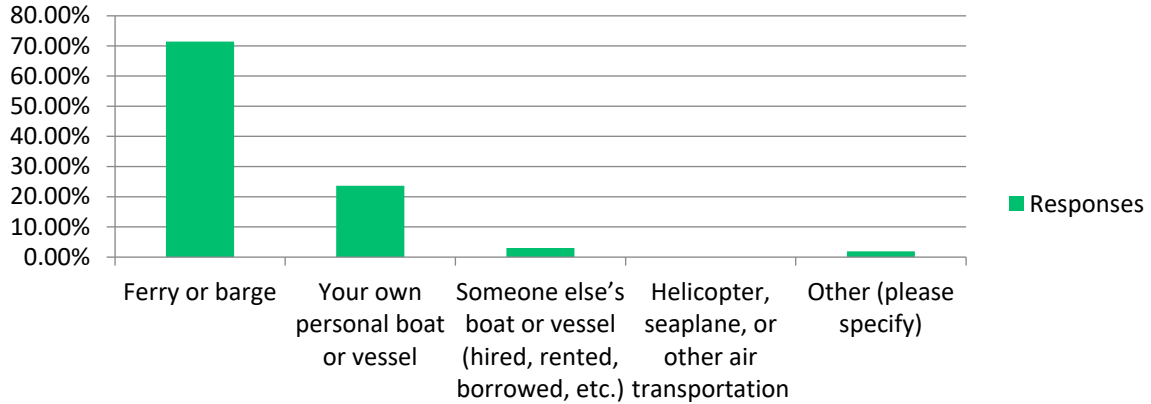
Question 2:



| Answer Choices | Responses | |
|--------------------------------------------------------|-----------|------------|
| All the time (e.g., daily, commuting) | 23.26% | 177 |
| Often (e.g., shopping, dining/entertainment, weekends) | 47.44% | 361 |
| Sometimes or Seasonally | 24.44% | 186 |
| Rarely | 2.76% | 21 |
| Never | 2.10% | 16 |
| Answered | | 761 |
| Skipped | | 5 |

Question 3:

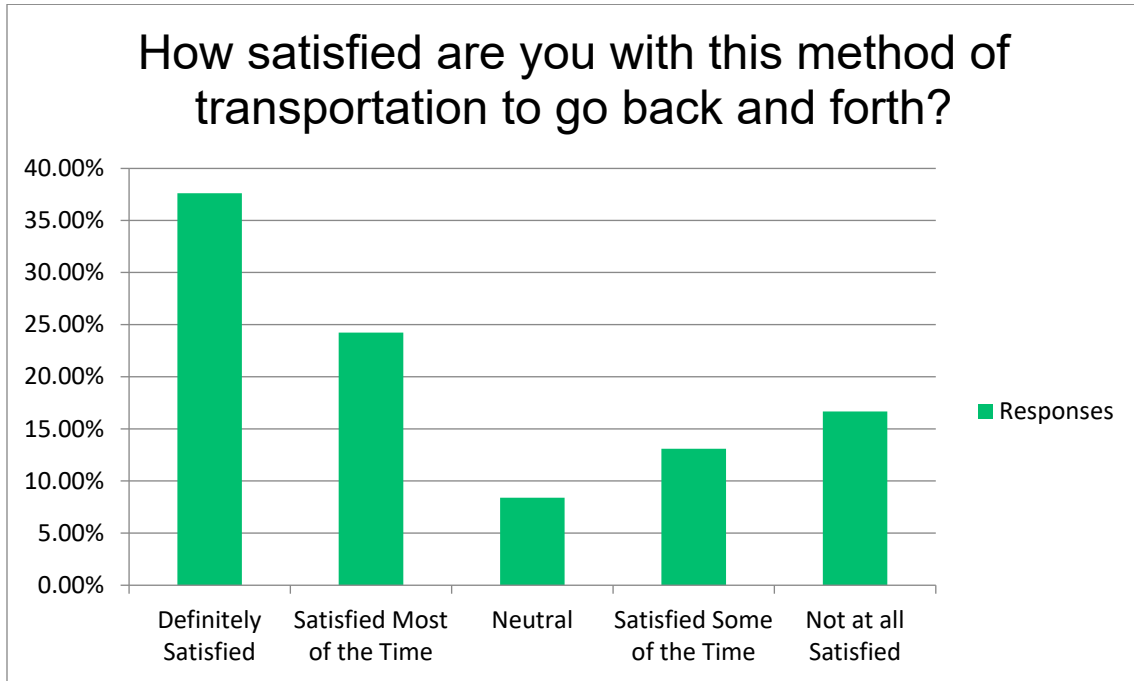
What is your most frequent method of transportation to go back and forth between Charlotte County's bridgeless barrier islands and the mainland?



| Answer Choices | Responses | |
|---------------------------------------------------------------|-----------|------------|
| Ferry or barge | 71.43% | 520 |
| Your own personal boat or vessel | 23.63% | 172 |
| Someone else's boat or vessel (hired, rented, borrowed, etc.) | 3.02% | 22 |
| Helicopter, seaplane, or other air transportation | 0.00% | 0 |
| Other (please specify)* | 1.92% | 14 |
| Answered | | 728 |
| Skipped | | 38 |

*Responses included Pirates Water Taxi

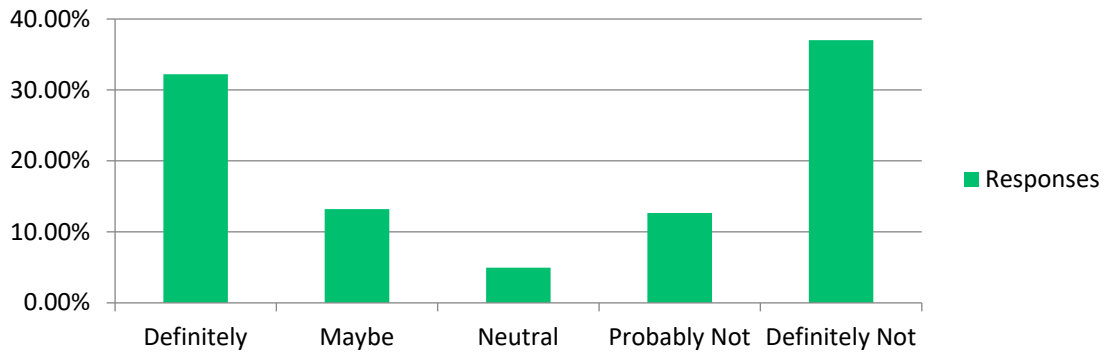
Question 4:



| Answer Choices | Responses | |
|----------------------------|-----------------|------------|
| Definitely Satisfied | 37.60% | 273 |
| Satisfied Most of the Time | 24.24% | 176 |
| Neutral | 8.40% | 61 |
| Satisfied Some of the Time | 13.09% | 95 |
| Not at all Satisfied | 16.67% | 121 |
| | Answered | 726 |
| | Skipped | 40 |

Question 5:

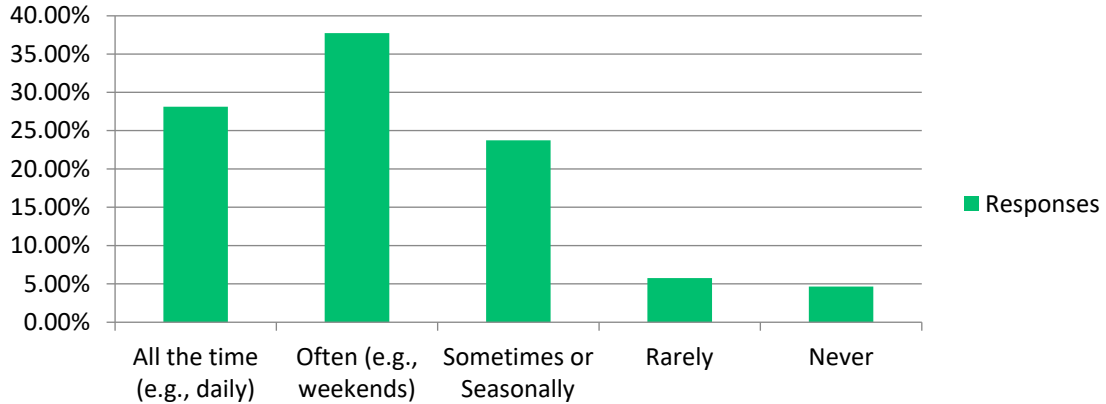
Do you feel there is a need for additional modes of access between Charlotte County's bridgeless barrier islands and the mainland for you to go back and forth?



| Answer Choices | Responses | |
|----------------|-----------------|------------|
| Definitely | 32.19% | 234 |
| Maybe | 13.20% | 96 |
| Neutral | 4.95% | 36 |
| Probably Not | 12.65% | 92 |
| Definitely Not | 37.00% | 269 |
| | Answered | 727 |
| | Skipped | 39 |

Question 6:

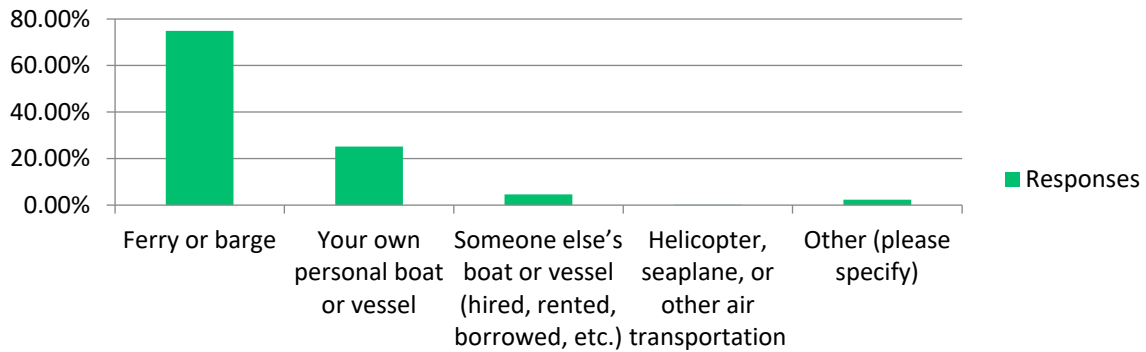
How often do you transfer goods, packages, or services back and forth between Charlotte County's bridgeless barrier islands and the mainland?



| Answer Choices | Responses | |
|----------------------------|-----------------|------------|
| All the time (e.g., daily) | 28.12% | 205 |
| Often (e.g., weekends) | 37.72% | 275 |
| Sometimes or Seasonally | 23.73% | 173 |
| Rarely | 5.76% | 42 |
| Never | 4.66% | 34 |
| | Answered | 729 |
| | Skipped | 37 |

Question 7:

What is your most frequent method of transportation for transferring goods, packages, or services back and forth between Charlotte County's bridgeless barrier islands and the mainland?

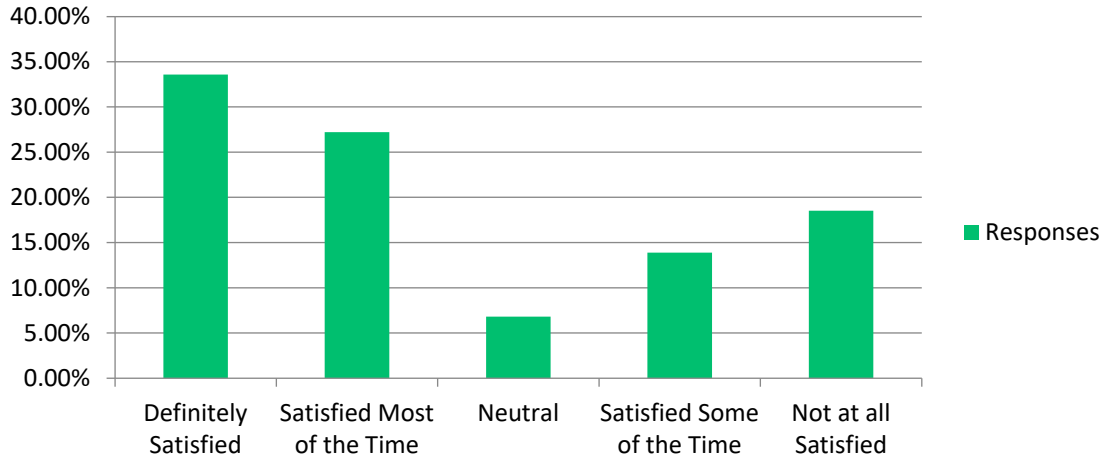


| Answer Choices | Responses | |
|---------------------------------------------------------------|-----------|------------|
| Ferry or barge | 74.86% | 518 |
| Your own personal boat or vessel | 25.14% | 174 |
| Someone else's boat or vessel (hired, rented, borrowed, etc.) | 4.62% | 32 |
| Helicopter, seaplane, or other air transportation | 0.14% | 1 |
| Other (please specify)* | 2.31% | 16 |
| Answered | | 692 |
| Skipped | | 74 |

*Responses included Pirates Water Taxi

Question 8:

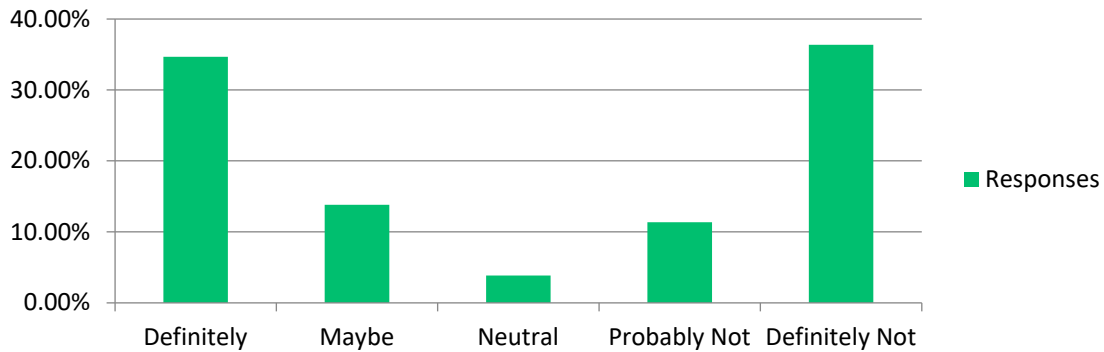
How satisfied are you with this method of transportation for transferring goods, packages, or services back and forth?



| Answer Choices | Responses | |
|----------------------------|-----------|------------|
| Definitely Satisfied | 33.57% | 232 |
| Satisfied Most of the Time | 27.21% | 188 |
| Neutral | 6.80% | 47 |
| Satisfied Some of the Time | 13.89% | 96 |
| Not at all Satisfied | 18.52% | 128 |
| Answered | | 691 |
| Skipped | | 75 |

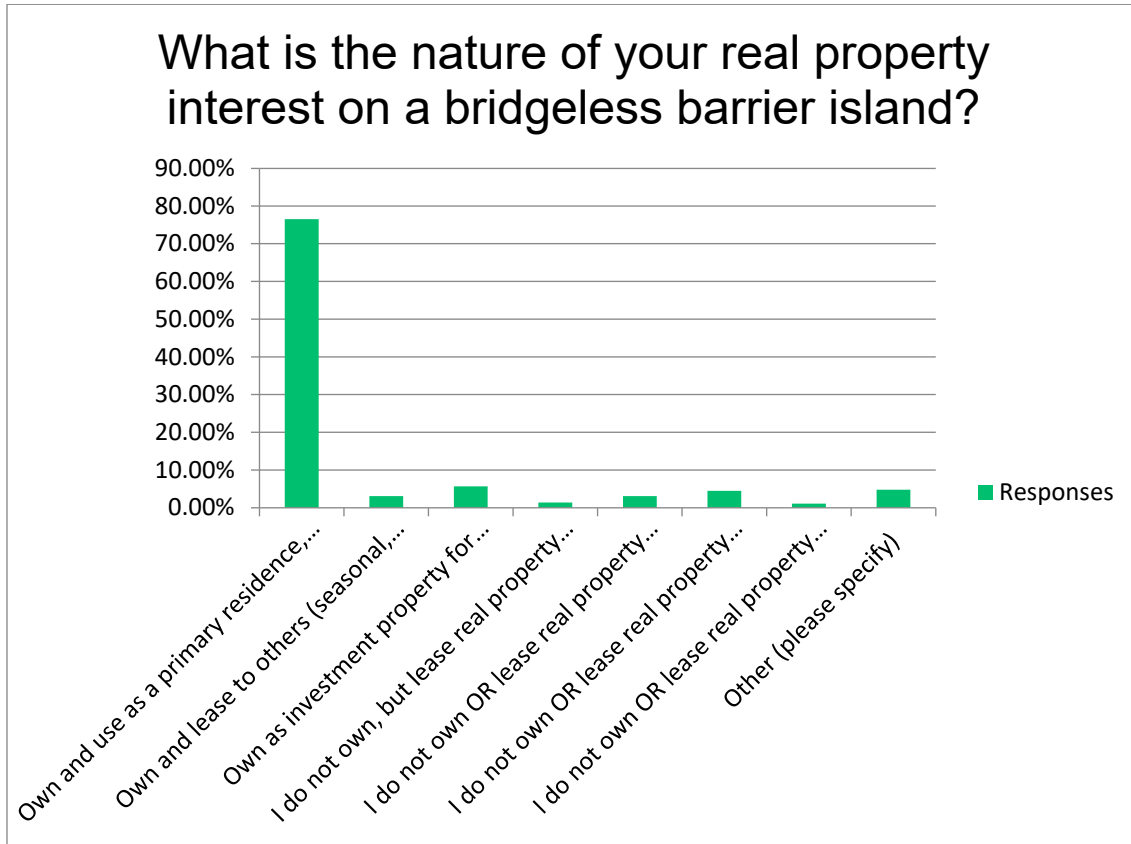
Question 9:

Do you feel that there is a need for additional modes of access between Charlotte County's bridgeless barrier islands and the mainland for transferring of goods, packages, or services?



| Answer Choices | Responses | |
|----------------|-----------------|------------|
| Definitely | 34.66% | 226 |
| Maybe | 13.80% | 90 |
| Neutral | 3.83% | 25 |
| Probably Not | 11.35% | 74 |
| Definitely Not | 36.35% | 237 |
| | Answered | 652 |
| | Skipped | 114 |

Question 10:

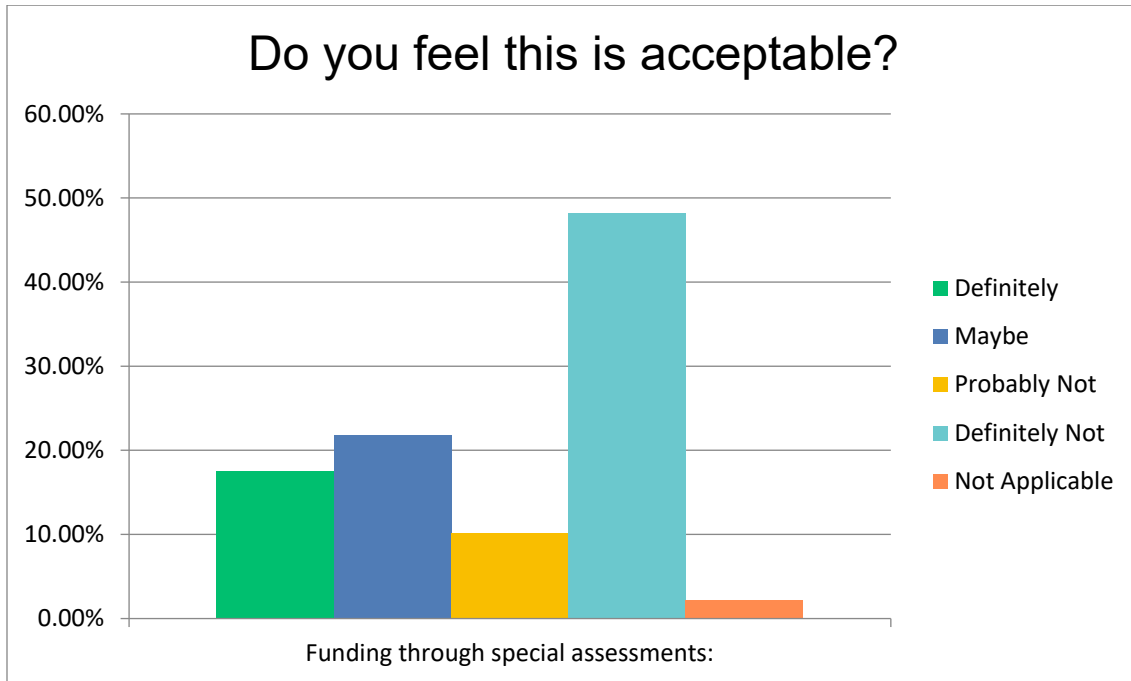


| Answer Choices | Responses | |
|------------------------------------------------------------------------------------------------------------------------------|------------|-----|
| Own and use as a primary residence, secondary residence, and/or business | 76.53% | 499 |
| Own and lease to others (seasonal, long term, annual) | 3.07% | 20 |
| Own as investment property for vacation rental(s), but occasionally use for personal reasons | 5.67% | 37 |
| I do not own, but lease real property that is owned by others for my primary residence, secondary residence, and/or business | 1.38% | 9 |
| I do not own OR lease real property on a bridgeless barrier island but have other interests on the barrier islands | 3.07% | 20 |
| I do not own OR lease real property on a bridgeless barrier island but am an interested citizen within Charlotte County | 4.45% | 29 |
| I do not own OR lease real property on a bridgeless barrier island but am an interested citizen outside of Charlotte County | 1.07% | 7 |
| Other (please specify) | 4.75% | 31 |
| Answered | 652 | |
| Skipped | 114 | |

Question 11a:

The results of this feasibility study may produce and/or identify a defined Capital Improvement Project (CIP) for additional mode(s) of access to Charlotte County's bridgeless barrier islands. There may be costs associated with the process of procuring design consultants, construction plans, land acquisition, permitting, and/or operations & maintenance in perpetuity of the additional mode(s) of access. Should these costs be incurred, the County could fund them through special assessment(s) to the real property owners who would benefit. Do you feel this is acceptable and would you be willing to participate?

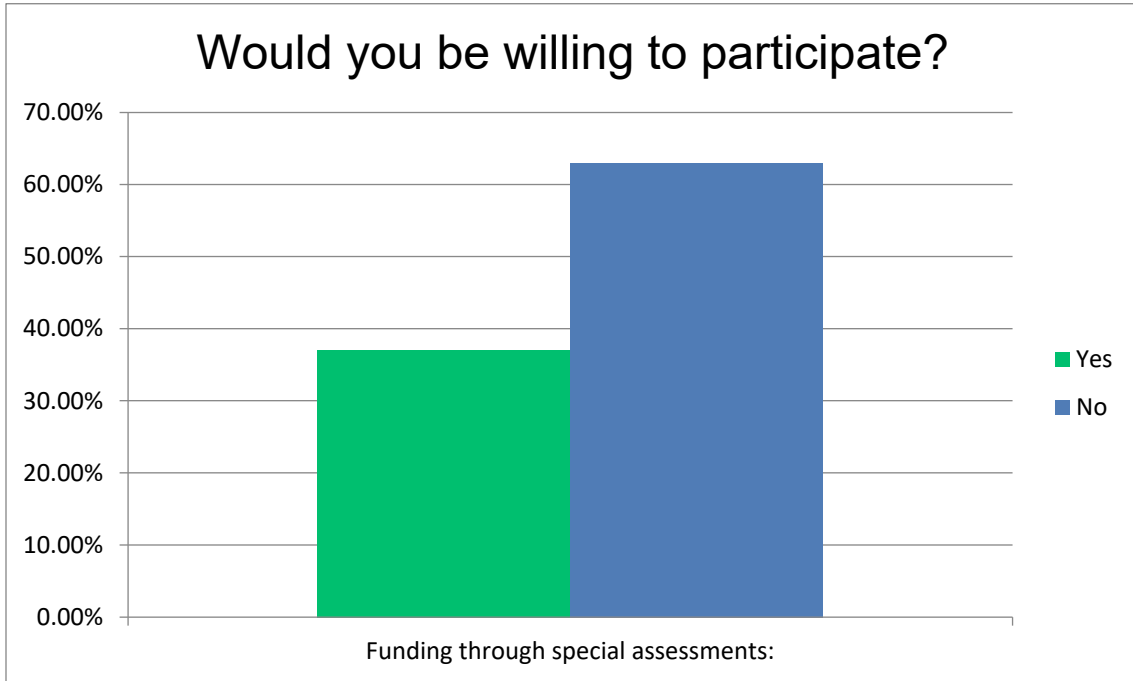
Funding through special assessments:



| Answer Choices | Responses | |
|----------------|-----------------|------------|
| Definitely | 17.59% | 105 |
| Maybe | 21.78% | 130 |
| Probably Not | 10.22% | 61 |
| Definitely Not | 48.24% | 288 |
| Not Applicable | 2.18% | 13 |
| Total | | 597 |
| | Answered | 607 |
| | Skipped | 159 |

Question 11b:

Funding through special assessments:



| Answer Choices | Responses | |
|----------------|-----------------|------------|
| Yes | 37.02% | 204 |
| No | 62.98% | 347 |
| Total | | 551 |
| | Answered | 607 |
| | Skipped | 159 |

Notable Conclusions of the Online Survey:

- 1 41% The # of possible lots represented for Bridgeless Barrier Islands (BBIs). Total lots on (4) BBIs = 1,851. 766 total survey responders.
- 2 340 Responders identified with multiple BBIs.
- 3 249 Responders identified with LGI. There are 642 lots on LGI. This could represent up to 39% of LGI lots as responding.
- 4 70.70% Responders are daily/weekend commuters (access to/from the BBI).
- 5 71.43% Responders utilize the Palm Island Ferry.
- 6 23.63% Responders utilize private boat/vessels.
- 7 70.24% Responders are satisfied/neutral with BBI accessibility.
- 8 50.34% Responders feel no need for additional modes of access.
- 9 62.98% Responders DO NOT want to participate in any Special Assessment for additional modes of access.
- 10 76.53% Responders own and use as a primary residence, secondary residence, and/or business

Public Drop-In Meeting Notable Comments/Questions (Jan. 11, 2024):

Note that there were many comments/questions and the following is a summary of the highlights:

- 1 Little Gasparilla Island (LGI) BBI has dynamically different needs than the other BBIs – they are geographically separated by Don Pedro State Park and there is no vehicle traffic through the State Park
- 2 The largest population is north of Don Pedro State Park
- 3 LGI: Needs boat ramp service to mainland for commercial barge access and personal boat launch and parking. Want one ramp at Placida Park for commercial use. Existing Placida boat ramp accommodates barge and water taxi. Can one ramp be reserved for barge, water taxi preference in Park's redesign? County says new ramps won't be built for barge access? Why not?
- 4 LGI: Dedicated ramp for barge access. Charge an annual fee to use it and have contractor designated access. Would be used by residents to onload/offload supplies, leave boat for an hour to shop for supplies or have personal appointments. Would be willing to pay an annual fee to access a private area to park/launch.
- 5 LGI: Can the County provide a dumpster at the new Placida Park for trash disposal of LGI residents only?
- 6 LGI: Preserve Old Florida lifestyle. No car ferry. Current transportation via golf cart preferred. Don't want roads/bridges – just access to mainland.
- 7 LGI dependent on Eldred's Marina Water Taxi for people that don't own boats. Eldred's has parking for cars & boats. Eldred's potentially for sale which affects these things.
- 8 New Pass Haven needs access thru Palm Island Resort & Sable Palm HOA, and boat access at end of public streets.
- 9 Palm Island Ferry is private. Open competition for barge service. Any collective bargaining or position from government perspective? Ferry is inconvenient and expensive.
- 10 The ferry is difficult, but is how we transport.
- 11 Prefer the ferry to provide later access in the evening and more barges running on holiday weekends.
- 12 NO BRIDGES. NO WAY. NO HOW. NEVER. PRESERVE OLD FLORIDA.